




FITTINGS

ALUMINUM CABLE CONNECTORS

CLENCHER[®]



MCX

Class I, Div. 1 & 2, Groups A, B, C, D
Class II, Div. 1 & 2, Groups E, F, G
Class III
Class I, Zones 1 & 2, Group IIC, Zone 20
Types 3, 4X IP66
MCX5-MCX0: IPX8 6ft/1hr.



FEATURES-SPECIFICATIONS

Applications

Designed for use with jacketed interlocked, continuously corrugated and welded armor cable (all types shown in chart below). Install where it is essential to provide positive grounding to the cable with a complete gas block/explosion proof seal. Also for a Type 3, 4X connection.

Features

- 360° armor grounding spring is reusable.
- Robust threads and world class seal enables easy installation with minimal torque required.
- Provides a barrier seal between the individual insulated cores within the cable and prevents entry of the products of an explosion into the cable.
- Assembly of the cable gland compresses and distributes the compound evenly to create a barrier seal at the point of entry into the enclosure.

- Provides cable retention and a low smoke and fume, zero halogen seal onto the cables outer sheath.
- Provides sealing back nut plus inner O-ring seal to prevent moisture ingress to the cable armor and enclosure
- Copper free aluminum construction for harsh, corrosive and hazardous duty
- Back nut is **RED** to indicate HAZARDOUS area product

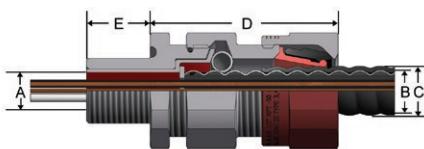

Materials

- Body – Copper free aluminum (less than 4/10 of 1%)
- Ground Spring – Stainless Steel
- Backnut Seal – Thermoplastic elastomer (silicone)
- Backnut Clamp – Nylon
- Inner and Outer O-rings – Nitrile

Operating Temperature Range

- -50°C to +60°C

Construction Details



SUITABLE ARMORED/METAL CLAD CABLE TYPES	
AC-	AC90, ACWU90, AC90-HL, ACWU90-HL, ACG90, ACGWU90
MC-	MCC, MCI, MCI-A, MC-HL
RA-	RA90, RA90-HL
TECK-	TECK90, TECK90-HL

CATALOG NUMBER	ENTRY THREAD SIZE (NPT)	MAX NUMBER OF CORES	CABLE ACCEPTANCE DETAILS						MAX LENGTH 'D'	NPT LENGTH 'E'	HEXAGON DIMENSIONS	
			THROUGH DIAMETER 'A'	ARMOR DIAMETER 'B'		DIAMETER 'C'		ACROSS FLATS			ACROSS CORNERS	
				MIN.	MAX.	MIN.	MAX.					
MCX1B	1/2"	6	0.39" (9.9)	0.43" (10.9)	0.55" (14.0)	0.51" (13.0)	0.63" (16.0)	2.1" (53.3)	0.83" (21.1)	1.06" (26.9)	1.12" (28.4)	
MCX1C	1/2"	10	0.48" (12.2)	0.52" (13.2)	0.74" (18.8)	0.60" (15.2)	0.82" (20.8)	2.4" (61)	0.83" (21.1)	1.42" (36)	1.50" (38.1)	
MCX2	3/4"	21	0.71" (18.1)	0.65" (16.5)	0.95" (24.1)	0.73" (18.5)	1.03" (26.2)	2.6" (66)	0.84" (21.3)	1.61" (41)	1.69" (42.9)	
MCX3	1"	42	0.96" (26.4)	0.89" (22.6)	1.23" (31.2)	0.97" (24.6)	1.31" (33.3)	2.7" (69)	1.03" (26.2)	1.97" (50)	2.13" (54.1)	
MCX4	1 1/4"	73	1.16" (29.5)	1.15" (29.5)	1.48" (37.6)	1.23" (31.2)	1.56" (39.6)	3.2" (81)	1.05" (26.7)	2.36" (60)	2.50" (63.5)	
MCX5	1 1/2"	80	1.35" (34.3)	1.39" (35.3)	1.62" (41.1)	1.47" (37.3)	1.78" (45.2)	4.5" (114.3)	1.07" (27.2)	2.95" (75)	3.06" (77.8)	
MCX6	2"	80	1.62" (41.1)	1.39" (35.3)	1.89" (48.0)	1.47" (37.3)	2.04" (51.8)	4.5" (114.3)	1.10" (27.9)	2.95" (75)	3.06" (77.8)	
MCX7	2 1/2"	100	2.09" (53.1)	1.85" (47.0)	2.36" (59.9)	1.93" (49.0)	2.51" (63.8)	4.7" (119.4)	1.62" (41.1)	3.54" (90)	3.65" (92.8)	
MCX8	3"	120	2.52" (64.0)	2.19" (55.6)	2.81" (71.4)	2.27" (57.7)	3.01" (76.5)	4.8" (121.9)	1.68" (42.7)	4.06" (103)	4.22" (107.2)	
MCX9	3 1/2"	120	3.01" (76.5)	2.69" (68.3)	3.28" (83.3)	2.77" (70.4)	3.46" (87.9)	4.8" (121.9)	1.73" (43.9)	4.53" (115)	4.69" (119.2)	
MCX0	4"	120	3.50" (88.9)	3.28" (83.3)	3.82" (97.0)	3.46" (87.9)	4.07" (103.4)	5.1" (129.5)	1.78" (45.2)	5.12" (130)	5.33" (135.3)	

Cable armor diameter and cable jacket diameter refer to the dimensions across the crest.