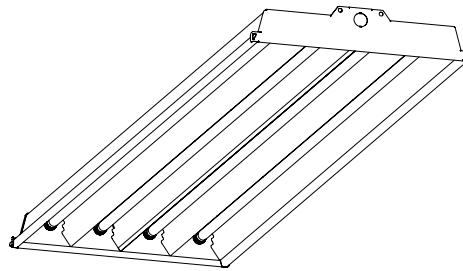


**PHILIPS**  
**Day-Brite**  
**CFI**

Industrial

FBF high bay

T8 or T5HO



Project: \_\_\_\_\_  
 Location: \_\_\_\_\_  
 Cat.No: \_\_\_\_\_  
 Type: \_\_\_\_\_  
 Lamps: \_\_\_\_\_ Qty: \_\_\_\_\_  
 Notes: \_\_\_\_\_

The FBF fluorescent high bay is a flexible luminaire designed to meet the needs of today's industrial environment. This luminaire is available with T5HO or T8 lamps. The 95% reflective specular aluminum reflectors and solid body design result in a sturdy and efficient luminaire. A variety of mounting methods and accessories allow the luminaire to be used in many different types of applications.

**Ordering guide**

**Example: FBD654HO-UNV-1/42-EB**

Family	Lamp Quantity	Lamp Type/ Wattage	Voltage	Ballast	Options
<input type="text"/>	<input type="text"/>	<input type="text"/> - <input type="text"/>	<input type="text"/> - <input type="text"/>	<input type="text"/> - <input type="text"/>	<input type="text"/>
<b>FBF</b> Single Unit <b>TFBF</b> Tandem (3 & 4 lamp only)	3 4 6	32 32WT8 (48") 54HO 54WT5HO (46")	<b>UNV</b> (108-305V) <b>120</b> <b>277</b> <b>347</b> <b>480</b>	<b>1/3-EB</b> One 3 lamp electronic ballast (FBF only) <b>1/3-EBH</b> One 3 lamp electronic ballast, high ballast factor (32W T8 only) <b>1/4-EB</b> One 4 lamp electronic ballast (FBF only) <b>1/4-EB-2LS</b> One 4 lamp electronic ballast with 2 level switching (54W T5HO FBF only) <b>1/4-EBH</b> One 4 lamp electronic ballast, high ballast factor (32W T8 FBF only) <b>2/2-EB</b> Two 2 lamp electronic ballasts <b>2/2-EBH</b> Two 2 lamp electronic ballasts, high ballast factor (32W T8 FBF only) <b>2/3-EBH</b> Two 3 lamp electronic ballasts, high ballast factor (32W T8 only) <b>3/2-EBH</b> Three 2 lamp electronic ballasts, high ballast factor (32W T8 only) <b>1/42-EBH</b> One 4 lamp and one 2 Lamp electronic ballast, high ballast factor (32W T8 only) <b>1/42-EB</b> One 4 lamp and one 2 lamp electronic ballast <b>2/4-EB</b> Two 4 lamp electronic ballasts <b>2/4-EBH</b> Two 4 lamp electronic ballasts, high ballast factor (32W T8 TFBF only) <b>4/2-EBH</b> Four 2 lamp electronic ballasts, high ballast factor (32W T8 TFBF only)	<b>GLR</b> Fusing, fast blow <b>WC3</b> Wired 3' Cord <b>WP3</b> Wired 3' Cord and Plug Assembly (specify voltage) <b>U</b> Uplight (Uplight is not field adjustable on 3 lamp TFBF) <b>PAF</b> Painted After Fabrication <b>WT</b> Optional White Reflector <b>HS</b> Hang Straight (req'd when using FBF-PENHGR and a hook) <b>E7LP</b> LP550 emerg. ballast T5/T5HO/T8, 430-700 lumens, 120/277V <b>E6LP</b> LP600 emerg. ballast U.S. or Canada market, T5/T5HO/T8, 750-1325 lumens, 120/277V <b>E5LP</b> B50LP emerg. ballast T8, 1375-1400 lumens, 120/277V <b>MD360</b> Installed motion detector

**Accessories (order separately)**

- **FBF/FBE CHAIN KIT** 54" chains & V brackets
- **FBF/FBE-GRIP5** 5' cables & V brackets
- **WG-FBF4** 4 Lamp Wire Guard (2 required for TFBF)
- **WG-FBF6** 6 Lamp Wire Guard
- **MD180** Motion Detector with linear coverage (e.g. aisles) 120/277V
- **MD360** Motion Detector with circular cover (e.g. open areas) 120V/277V
- **MD360-480** Motion Detector (480V)
- **FBF-4E-1W** Single gasketed door with clear acrylic lens - 4 lamp unit (4ft. unit only)
- **FBF-4E-1W-DB21** Single gasketed door with prismatic lens - 4 lamp unit (4ft. unit only)
- **FBF-4E-2W** Double gasketed door with clear acrylic lens - 4 lamp unit (4ft. unit only)
- **FBF-6E-1W** Single gasketed door with clear acrylic lens - 6 lamp unit (4ft. unit only)
- **FBF-6E-1W-DB21** Single gasketed door with prismatic lens - 6 lamp unit (4ft. unit only)
- **FBF-6E-2W** Double gasketed door with clear acrylic lens - 6 lamp unit (4ft. unit only)
- **FBF-PENHGR** Pendant Hanger (4ft. unit only)
- **FBF-JB** Junction Box (used with FBF-PENHGR to conceal wiring)

**General Notes**

- All options factory installed.
- All accessories are field installed.



# FBF fluorescent high bay

## T8 or T5HO

### Application

- The FBF Fluorescent High Bay Luminaire features a solid enclosure design for an efficient alternative in industrial lighting applications.

### Construction/Finish

- Steel housing is multi-stage phosphate treated for maximum corrosion resistance and finish coat is high reflectance baked white enamel.
- Reflectors are fabricated from 95% reflective specular aluminum to maximize luminaire efficiency and control light distribution.
- Electronic ballast(s).

- 7/8" knockout for wiring or motion detection.
- Uplight apertures in housing and reflectors when the "U" option is specified. Uplight is field adjustable by rotating reflectors 180° along the axis of the luminaire.
- Optional heavy duty mounting chains and hangers or cables and hangers (ordered separately).
- Rotating ring, locking type lampholders for T5/HO lamps and locking type for T8 lamps.
- Optional cord and plug assembly for easy electrical disconnect.

### Electrical

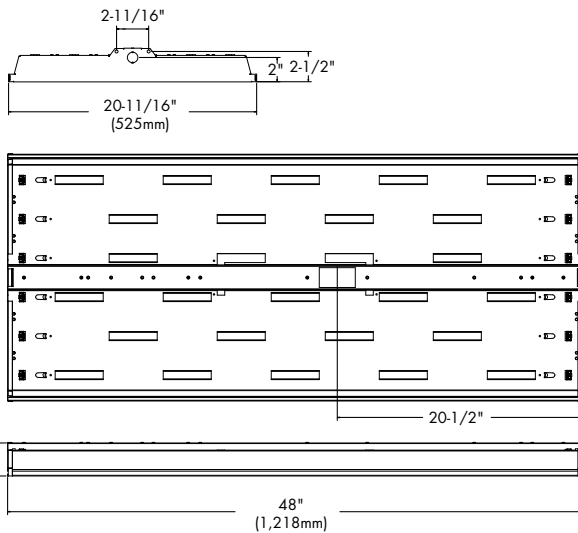
- cULus listed suitable for use in 40°C ambient and damp locations.

### Energy Data

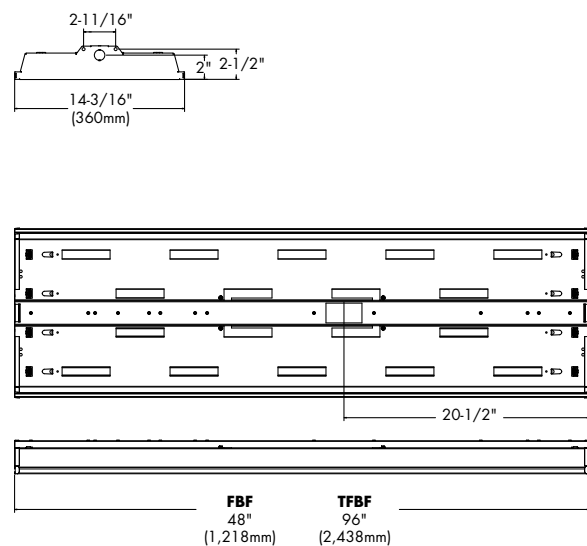
Lamp Watts	Ballast Type	Input Watts
32	1/4-EBH	146
	2/2-EBH	148
	2/3-EBH	222
	3/2-EBH	231
	1/42-EBH	220
54	4/2-EBH	296
	1/4-EB-2LS	240
	2/2-EB	236
	1/42-EB	358
	2/4-EB	480

### Dimensions

#### 6 Lamp



#### 4 Lamp



# FBF fluorescent high bay

T8 or T5HO

## Photometry

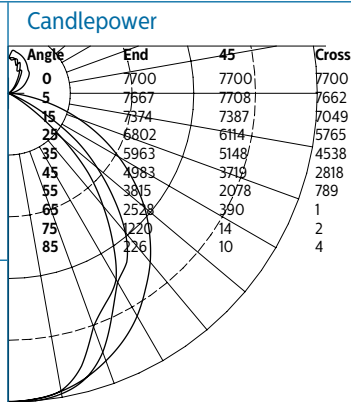
### 4 Lamp F54T5HO with uplight

Efficiency – 93.5%

LER – 69

TER – 37

<b>Catalog No.</b>	FBF454HO-2/2-EB-U
<b>Test No.</b>	25219
<b>Medium Spread S/MH</b>	1.1
<b>Lamp Type</b>	F54T5HO
<b>Lumens/Lamp</b>	4400
<b>Ballast Factor</b>	1.0
<b>Input Watts</b>	237



Light Distribution				Average Brightness			
Degrees Luminaire	Lumens	% Lamp	%	Zone	End	45	Cross
0-30	5671	32.2	34.5	45	16856	12581	9533
0-40	8911	50.6	54.2	55	15910	8666	3290
0-60	13694	77.8	83.2	75	11275	129	18
0-90	14867	84.5	90.4	85	6203	274	110
90-180	1584	9.0	9.6				
0-180	16450	93.5	100.0				

Comparative yearly lighting energy cost per 1000 lumens – **\$3.48** based on 3000 hrs. and \$.08 pwr KWH.

The photometric results were obtained in the Philips Day-Brite laboratory which is NVLAP accredited by the National Institute of Standards and Technology.

Coefficients of Utilization																				
EFFECTIVE FLOOR CAVITY REFLECTANCE 20 PER (pfc=0.20)																				
Ceil	80				70				50				30				10			
Wall	70	50	30	10	70	50	30	10	50	30	10	50	30	10	50	30	10	50	30	10
RCR																				
0	109	109	109	109	106	106	106	106	99	99	99	93	93	93	87	87	87			
1	102	98	95	92	98	95	92	90	90	87	85	85	83	81	80	79	77			
2	94	88	83	78	91	85	81	77	81	77	74	76	73	71	72	70	68			
3	87	79	72	67	84	77	71	66	73	68	64	69	65	62	66	62	60			
4	80	71	64	58	78	69	63	58	66	60	56	63	58	54	60	56	53			
5	75	64	57	51	72	63	56	51	60	54	49	57	52	48	54	50	47			
6	69	58	51	46	67	57	50	45	54	48	44	52	47	43	50	45	42			
7	64	53	46	41	62	52	45	40	50	44	39	48	43	39	46	41	38			
8	60	49	42	37	58	48	41	36	46	40	36	44	39	35	42	38	34			
9	56	45	38	33	55	44	38	33	43	37	32	41	36	32	39	35	31			
10	53	42	35	30	51	41	35	30	39	34	30	38	33	29	37	32	29			

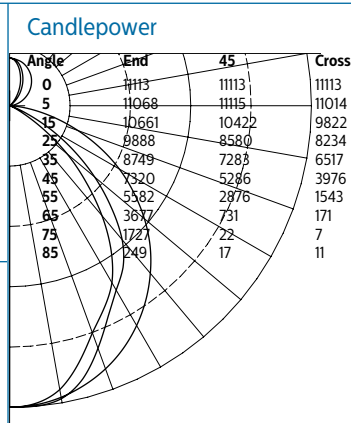
### 6 Lamp F54T5HO with uplight

Efficiency – 91.3%

LER – 69

TER – 36

<b>Catalog No.</b>	FBF654HO-1/42-EB-U
<b>Test No.</b>	25362
<b>Medium Spread S/MH</b>	1.0
<b>Lamp Type</b>	F54T5HO
<b>Lumens/Lamp</b>	4400
<b>Ballast Factor</b>	1.0
<b>Input Watts</b>	352



Light Distribution				Average Brightness			
Degrees Luminaire	Lumens	% Lamp	%	Zone	End	45	Cross
0-30	8103	30.7	33.6	45	15195	10973	8253
0-40	12733	48.2	52.8	55	14285	7360	3949
0-60	19753	74.8	81.9	75	12771	2539	594
0-90	21650	82.0	89.8	85	9794	125	40
90-180	2459	9.3	10.2				
0-180	24109	91.3	100.0				

Comparative yearly lighting energy cost per 1000 lumens – **\$3.53** based on 3000 hrs. and \$.08 pwr KWH.

The photometric results were obtained in the Philips Day-Brite laboratory which is NVLAP accredited by the National Institute of Standards and Technology.

Coefficients of Utilization																				
EFFECTIVE FLOOR CAVITY REFLECTANCE 20 PER (pfc=0.20)																				
Ceil	80				70				50				30				10			
Wall	70	50	30	10	70	50	30	10	50	30	10	50	30	10	50	30	10	50	30	10
RCR																				
0	106	106	106	106	103	103	103	103	96	96	96	90	90	90	85	85	85			
1	99	96	93	90	96	93	90	87	87	85	83	82	80	79	78	76	75			
2	92	85	80	76	88	83	78	74	78	74	71	74	71	68	70	68	65			
3	85	76	70	65	82	74	69	64	70	66	62	67	63	59	63	60	57			
4	78	69	62	56	75	67	61	56	64	58	54	60	56	52	58	54	51			
5	72	62	55	50	70	61	54	49	58	52	48	55	50	46	52	48	45			
6	67	56	49	44	65	55	48	43	53	47	42	50	45	41	48	44	40			
7	63	51	44	39	61	50	44	39	48	42	38	46	41	37	44	40	36			
8	58	47	40	35	57	46	40	35	44	38	34	43	37	34	41	36	33			
9	55	44	37	32	53	43	36	32	41	35	31	39	34	31	38	33	30			
10	51	40	34	29	50	40	33	29	38	32	28	37	32	28	35	31	27			

**Hg**  
Some luminaires use fluorescent or high intensity discharge (HID) lamps that contain small amounts of mercury. Such lamps are labeled, "Contain Mercury" and/or the symbol "HG". Lamps that contain mercury must be disposed of in accordance with local requirements. Information regarding lamp recycling and disposal can be found at [www.lamprecycle.org](http://www.lamprecycle.org)

© 2015 Koninklijke Philips N.V. All rights reserved.  
Philips reserves the right to make changes in specifications and/or to discontinue any product at any time without notice or obligation and will not be liable for any consequences resulting from the use of this publication.  
[philips.com/luminaires](http://philips.com/luminaires)



Philips Lighting, North America Corporation  
200 Franklin Square Drive, Somerset, NJ 08873  
Tel. 855-486-2216

Philips Lighting Canada Ltd.  
A division of Philips Electronics Ltd.  
281 Hillmount Rd, Markham, ON, Canada L6C 2S3  
Tel. 800-668-9008