


Lineryg TR

Terminal Blocks



Introduction	4
--------------	---

Screw terminal blocks	15
-----------------------	----

Spring terminal blocks	43
------------------------	----

Push-in terminal blocks	69
-------------------------	----


Hybrid terminal blocks	83
------------------------	----

Accessories	87
-------------	----

Index of references	105
---------------------	-----

Screw technology terminal blocks

BP502173-67



Terminal block type **NSYTRV**

Presentation

NSYTRV screw technology terminal blocks are components that are well established throughout the world and are suitable for the vast majority of connection applications, due to their wide range of functions and connection possibilities.

NSYTRV terminal blocks provide quality and operational availability of equipment.

In addition to these advantages, they optimize the setting up and operation of installations, due to their simplicity and integrated functions.

Material properties

All metal parts of the screw terminal blocks (screw, cage and bar) are made of high grade, non corrosive copper alloys. This eliminates the risk of rusting and associated consequences, such as unreliable electrical contacts and/or jammed screws.

The good electrical conductivity helps provide a low temperature rise.

The surface of the metal parts is protected by a lead free, galvanic nickel or tin plating.

The insulating housings of the **NSYTRV** terminal blocks are made of halogen free and

UV resistant Polyamide 6.6. This type of plastic has a high impact strength and is flexible even at low temperatures.

Further advantages are the good tropical and termite resistance, high chemical resistance and excellent aging characteristics. Polyamide 6.6 is certified for inflammability class V0 in accordance with UL 94 and can be used at operating temperatures between -76 to +266 °F (-60 to +130 °C).

Connection functions

- Passthrough
- Grounding
- Double deck and Multi-pole
- Blade disconnect type
- Disconnect (removable carrier), for diode, resistor or cylindrical fuse
- Fused disconnect
- Miniature passthrough
- For neutral conductors
- Lug-lug type
- Lug-clamp type

Mounting accessories

The **NSYTR** terminal blocks have a uniform range of accessories for all connection technologies. Bridging, labelling and test accessories are standardized and reduce logistics costs.

In addition, all the terminal blocks of the range can be freely combined with each other using the double bridge shaft.

PE502406




Principle of screw connection

PE502407



Spring technology terminal blocks



Terminal block type **NSYTRR**

Presentation

Spring technology is a type of connection that requires no maintenance and provides the separation of mechanical and electrical functions.

NSYTRR spring terminals significantly reduce wiring time and eliminate the need for regular re-tightening. This technology allows not only the connection of flexible conductors with or without cable ends, but also of solid conductors with a nominal c.s.a. from 0.13 mm² to 25 mm².

NSYTRR terminal blocks provide quality and operational availability of equipment. In addition to these advantages, they optimize the setting up and operation of installations, due to their simplicity and integrated functions.

Material properties

All metal parts of the spring-cage terminal blocks are made of non corrosive materials. The current carrying metals are high grade copper alloys.

The good electrical conductivity helps provide a low temperature rise.

The contact force for the spring-cage connection is applied by a spring element made of high strength chromium-nickel spring steel. The surface of the metal parts is protected by a lead free, galvanic nickel or tin plating.

The insulating housings of the **NSYTRR** terminal blocks are made of halogen free and UV resistant Polyamide 6.6 certified for inflammability class V0 in accordance with UL 94.

They can be used at operating temperatures between -76 to +266 °F (-60 to +130 °C).

Connection functions

Spring technology terminal blocks are simple and fast to install. A flat screwdriver is used to open the connection point, allowing the conductor to be inserted into the cage.

As soon as the screwdriver is pulled out, the contact is automatically made by spring pressure. The contact force, which is independent to the user, creates a shakeproof and steadfast long-term connection.

- Passthrough
- Grounding
- Double deck and Multi-pole
- Blade disconnect type
- Disconnect (removable carrier), for diode, resistor or cylindrical fuse
- Miniature passthrough

Mounting accessories

The **NSYTR** terminal blocks have a uniform range of accessories for all connection technologies. Bridging, labelling and test accessories are standardized and reduce logistics costs.

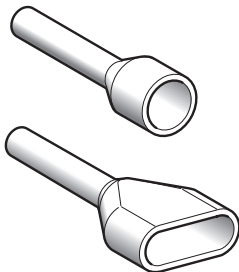
In addition, all the terminal blocks of the range can be freely combined with each other using the double bridge shaft.

PB502408



Principle of spring connection

PB502302



AZ5 and DZ5 cable ends

See page 100




For better contact between the conductor and the current bar, use a cable end (ferrule) for all stranded or flexible wires.

Push-in technology terminal blocks


50%
faster installation

PB502082



Terminal block type **NSYTRP**

PB502409



Principle of push-in
connection

Presentation

The new **NSYTRP** push-in terminal blocks use the most cost effective connection technique on the market. This technique drastically reduces wiring time and eliminates the need for regular re-tightening.

The insertion force of the **NSYTRP** push-in terminal blocks is up to 50% lower*.

This allows easy and direct insertion of solid conductors or flexible conductors with cable ends (ferrules) from 0.34 mm² to 6 mm².

Material properties

All metal parts of the push-in terminal blocks are made of non corrosive materials.

The current carrying metals are high grade copper alloys.

The good electrical conductivity provides a low temperature rise.

The contact force for the push-in connection is applied by a leg spring made of high strength chromium-nickel spring steel.

The insulating housings of the **NSYTRP** terminal blocks are made of halogen free and UV resistant Polyamide 6.6 certified for inflammability class V0 in accordance with UL 94.

They can be used at operating temperatures between -76 to +266 °F (-60 to +130 °C).

Connection functions

The push-in terminal blocks are made for direct conductor connection. This means that solid conductors or conductors with cable ends can be directly inserted into the terminal block without tools.

The special spring contour allows easy insertion of conductors from 0.34 mm² to 6mm² c.s.a. Smaller cross-section conductors can be connected by actuating the green button before insertion for 0.14mm² and up.

The contact force, which is independent to the user, creates a shakeproof and steadfast long-term connection.

- Passthrough
- Grounding
- Double deck and Multi-pole
- Blade disconnect type
- Disconnect (removable carrier), for diode, resistor or cylindrical fuse

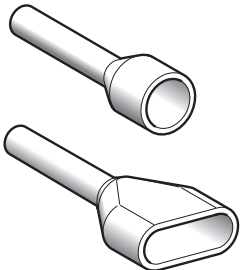
Mounting accessories

The **NSYTR** terminal blocks have a uniform range of accessories for all connection technologies.

Bridging, labelling and test accessories are standardized and reduce your logistics costs.

In addition, all the terminal blocks of the range can be freely combined with each other using the double bridge shaft.

PB502362



AZ5 and DZ5 cable ends

See page 100



For better contact between the conductor and the current bar, use a cable end (ferrule) for all stranded or flexible wires.

*50% lower if compared with other direct insertion terminal blocks.

PB602410



Snap-on grounding block

Grounding terminal blocks are simply snapped onto the DIN rail to make contact. This mechanically and electrically efficient connection meets all the requirements of standard IEC 60947-7-2.


PB602411



Flexible plug-in bridge system

The **NSYTRAL*** plug-in bridges allow potential distribution to be implemented quickly. All terminals have two bridge shafts to make flexible chain bridging, step bridging or bridging between non adjacent terminal blocks possible. The reducing bridge permits simple connection of terminal blocks with different nominal cross-sections, (e.g. an **NSYTRV102** terminal with an **NSYTRV22** terminal). This way the power distribution terminal blocks can be quickly setup.


PB602354



Vertical bridge

The **NSYTRALV24R** vertical bridge offers the option of connecting both levels of the standard double level **NSYTRR24D** and **NSYTRR44D** terminal blocks.





PB602213



Miniature terminal blocks with maximum usage

Due to its space saving design, mini spring-cage terminal blocks are ideal for wiring in extremely restricted spaces. The generous connection space enables fast wiring of stranded and solid conductors. They can be mounted on NS 15 DIN rail or directly mounted using screw flange or engagement pins.

General characteristics Terminal blocks

Technology		Spring	Screw	Push-in		
Type		NSYTR●●	NSYTRV●●	NSYTRP●●		
Component materials	Insulating case	Polyamide 6.6				
	Connector and screw	High grade copper alloys				
	Commoning link	High grade copper alloys				
	Sprint element	Chromium-nickel spring steel				
Electrical and thermal characteristics of insulating case (polyamide 6.6)						
Dielectric strength	Conforming to VDE 0303-T21 and IEC 60243-1	kV/mm	80/65			
Dielectric loss Tan coefficient at 1 MHz	Conforming to VDE 0303-T4 and IEC 60250		0.01			
Dielectric constant at 1 MKz			3.7			
Resistivity	Conforming to VDE 0303-T30 and IEC 60093	Ω.cm	10 ¹²			
Surface resistance	Conforming to VDE 0303-T30 and IEC 60093	Ω	10 ¹²			
Creep resistance	Conforming to VDE 0303-T30 and IEC 60093	CTI (kB)	500 (>400)			
Ambient air temperature around the device	Conforming to VDE 0304-T21 and IEC 60216-1	°C	Operation: -40...+130			
Inflammability class	Conforming to UL 94	Class/mm thickness	V-0/0.8			
Mounting rail characteristics						
Mounting rail type						
Dimensions Width x depth x thickness	mm	35 x 7.5 x 1	35 x 15 x 1.5	35 x 15 x 1	35 x 15 x 1.5	35 x 16 x 1.8
Material		Steel	Steel	Steel	Steel	Steel
Equivalent c.s.a. in copper	mm ²	16	25	25	35	70
Short-circuit current withstand	kA	1.92	3	3	4.2	8.4

Nominal c.s.a. and maximum currents of copper conductors⁽¹⁾

Spring technology, screw technology, push-in technology				
ISO metric size	Size	Size	Diameter	Current
mm ²	AWG	kcmil	mm	A
0.5	20	-	1.02	-
0.75	18	-	1.28	-
1	-	-	-	15
1.5	16	-	1.6	19.5
2.5	14	-	2.08	26
4	12	-	2.7	35
6	10	-	3.09	46
10	8	-	3.36	63
16	6	-	4.32	89
25	4	-	5.73	112
35	2	-	7.26	138
50	(1/0)0	-	12.08	168
70	(2/0)00	-	13.54	213
95	(3/0)000	-	15.33	258
-	(4/0)0000	-	17.22	-
120	-	250	19.01	299
150	-	300	20.48	344
185	-	350	22.05	392
240	-	500	26.57	461
300	-	600	30.03	500

(1) Conforming to DIN VDE 0611 part 1/11.77.

Certification



References	UL	CSA	VDE	ATEX	IECEX	GL	LR	DNV	EAC
NSYTRV22*	■	■	■	■	■	■	■	■	■
NSYTRV22PE	■	■	■	■	■	■	■	■	■
NSYTRV23*	■	■	-	■	■	-	-	■	■
NSYTRV23PE	■	■	-	■	■	-	-	■	■
NSYTRV24*	■	■	-	■	■	-	-	■	■
NSYTRV24PE	■	■	-	■	■	-	-	■	■
NSYTRV24D*	■	■	-	■	■	■	■	■	■
NSYTRV24DPE	■	■	-	■	■	■	■	■	■
NSYTRV25***	■	■	-	-	-	-	-	■	■
NSYTRV26T*	■	■	-	-	-	-	-	■	■
NSYTRV26TPE	■	■	-	-	-	-	-	■	■
NSYTRV26TC	■	-	-	-	-	-	-	■	■
NSYTRV42*	■	■	■	■	■	■	■	■	■
NSYTRV42PE	■	■	■	■	■	■	■	■	■
NSYTRV43*	■	■	-	■	■	■	■	■	■
NSYTRV43PE	■	■	-	■	■	■	■	■	■
NSYTRV44*	■	■	-	■	■	■	■	■	■
NSYTRV44PE	■	■	-	■	■	■	■	■	■
NSYTRV44D*	■	■	-	■	■	■	■	■	■
NSYTRV44DPE	■	■	-	■	■	■	■	■	■
NSYTRV62*	■	■	■	■	■	■	■	■	■
NSYTRV62PE	■	■	■	■	■	■	■	■	■
NSYTRV102*	■	■	■	■	■	■	■	■	■
NSYTRV102PE	■	■	■	■	■	■	■	■	■
NSYTRV162*	■	■	■	■	■	■	■	■	■
NSYTRV162PE	■	■	■	■	■	■	■	■	■
NSYTRV352*	■	■	■	■	■	■	-	■	■
NSYTRV352PE	■	■	■	■	■	■	-	■	■
NSYTRV502*	■	■	■	■	■	■	■	■	■
NSYTRV502PE	■	■	-	■	■	■	■	■	■
NSYTRV702*	■	■	■	■	■	■	■	■	■
NSYTRV952BB	■	■	-	-	-	■	-	■	■
NSYTRV952BC	■	■	-	-	-	■	-	■	■
NSYTRV1502BB	■	■	-	-	-	■	-	■	■
NSYTRV22SC	■	■	-	-	-	-	-	■	■
NSYTRV22ST	■	■	-	-	-	-	-	■	■
NSYTRV22TB	■	■	-	-	-	-	-	■	■
NSYTRV42SC	■	■	-	-	-	-	-	■	■
NSYTRV42ST*	■	■	-	-	-	-	-	■	■
NSYTRV24SCD	■	-	-	-	-	-	-	■	■
NSYTRV42SCD	■	■	-	-	-	-	-	■	■
NSYTRV42TB	■	■	-	-	-	-	-	■	■
NSYTRV162SF	■	■	-	-	-	-	■	■	■
NSYTRV42SF5	■	■	-	-	-	-	-	■	■
NSYTRV42SF5LD	■	■	-	-	-	-	-	■	■
NSYTRV42SF5LA	■	■	-	-	-	-	-	■	■
NSYTRV42SF6	■	■	-	-	-	-	-	■	■
NSYTRV42SF6LD	■	■	-	-	-	-	-	■	■
NSYTRV42SF6LA	■	■	-	-	-	-	-	■	■
NSYTRV62TT	■	■	-	-	-	-	-	■	■
NSYTRV62TTD	■	■	-	-	-	-	-	■	■
NSYTRV62TTPE	■	■	-	-	-	-	-	■	■
NSYTRV42NE	-	-	-	-	-	-	-	■	■
NSYTRV62NE	-	-	-	-	-	-	-	■	■
NSYTRV22M*	■	■	■	■	■	-	-	■	■
NSYTRV22MPE	■	■	■	■	■	-	-	■	■
NSYTRV42M*	■	■	■	■	■	-	-	■	■
NSYTRV42MPE	■	■	■	■	■	-	-	■	■
NSYTRR22*	■	■	■	■	■	■	■	■	■
NSYTRR22PE	■	■	■	■	■	■	■	■	■
NSYTRR23*	■	■	■	■	■	■	■	■	■
NSYTRR23PE	■	■	■	■	■	■	■	■	■
NSYTRR24*	■	■	■	■	■	■	■	■	■
NSYTRR24PE	■	■	■	■	■	■	■	■	■

■ Certified product
UL File E87739 CNN XCFR2,
CSA File 256444, Class 6228-01

*The same certifications apply for any of the color variants of this terminal block, added as a suffix: AR; BK; BL; GN; RD; WH; BR; YE.

Certification



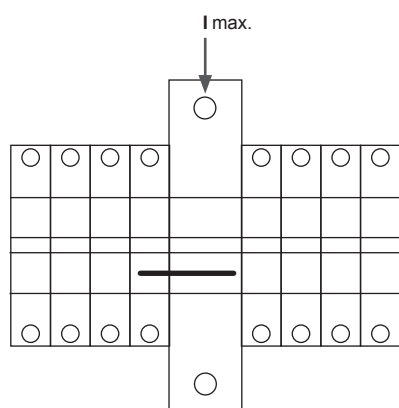
References	UL	CSA	VDE	ATEX	IECEx	GL	LR	DNV	EAC
NSYTRR24D*	■	■	■	■	■	■	■	■	■
NSYTRR24DPE	■	■	■	■	■	■	■	■	■
NSYTRR26T*	■	■	■	-	-	■	■	-	■
NSYTRR26TPE	■	■	-	-	-	-	-	-	■
NSYTRR26TC	■	-	-	-	-	-	-	-	■
NSYTRR352*	■	■	-	-	-	-	-	-	■
NSYTRR42*	■	■	■	■	■	■	■	■	■
NSYTRR42PE	■	■	■	■	■	■	■	■	■
NSYTRR43*	■	■	■	■	■	■	■	■	■
NSYTRR43PE	■	■	■	■	■	■	■	■	■
NSYTRR44*	■	■	■	■	■	■	■	■	■
NSYTRR44PE	■	■	■	■	■	■	■	■	■
NSYTRR44D*	■	■	■	■	■	■	■	■	■
NSYTRR44DPE	■	■	■	■	■	■	■	■	■
NSYTRR62*	■	■	■	■	■	■	■	■	■
NSYTRR62PE	■	■	■	■	■	■	■	■	■
NSYTRR102*	■	■	■	■	■	■	■	■	■
NSYTRR102PE	■	■	■	■	■	■	■	■	■
NSYTRR162*	■	■	■	■	■	■	■	■	■
NSYTRR162PE	■	■	■	■	■	■	■	■	■
NSYTRR63	■	■	■	■	■	■	■	■	■
NSYTRR22SC*	■	■	-	-	-	-	-	-	■
NSYTRR23SC*	■	■	-	-	-	-	-	-	■
NSYTRR24SCD	■	■	-	-	-	-	-	-	■
NSYTRR22TB	■	■	-	-	-	-	-	-	■
NSYTRR23TB	■	■	-	-	-	-	-	-	■
NSYTRR42SC*	■	-	-	-	-	-	-	-	■
NSYTRR42TB	■	-	-	-	-	-	-	-	■
NSYTRR22M*	■	■	■	■	■	■	■	■	■
NSYTRR22MPE	■	■	-	■	■	-	-	-	■
NSYTRR24M*	■	■	-	■	■	-	-	-	■
NSYTRR24MFF	■	■	-	■	■	-	-	-	■
NSYTRR22MF*	■	■	-	■	■	-	-	-	■
NSYTRR22MFF	■	■	-	■	■	-	-	-	■
NSYTRR24MF*	■	■	-	■	■	-	-	-	■
NSYTRR22MP*	■	■	-	■	■	-	-	-	■
NSYTRR24MP*	■	■	-	■	■	-	-	-	■
NSYTRP22*	■	■	■	■	■	■	■	■	■
NSYTRP22PE	■	■	■	■	■	■	■	■	■
NSYTRP23*	■	■	■	■	■	■	■	■	■
NSYTRP23PE	■	■	■	■	■	■	■	■	■
NSYTRP24*	■	■	■	■	■	■	■	■	■
NSYTRP24PE	■	■	■	■	■	■	■	■	■
NSYTRP24D*	■	■	■	-	-	■	■	-	■
NSYTRP24DPE	■	■	■	-	-	■	■	-	■
NSYTRP26T*	■	■	-	-	-	-	-	-	■
NSYTRP26TPE	■	■	-	-	-	-	-	-	■
NSYTRP42*	■	■	-	■	■	■	■	-	■
NSYTRP42PE	■	■	-	■	■	■	■	-	■
NSYTRP43*	■	■	-	■	■	■	■	-	■
NSYTRP43PE	■	■	-	■	■	■	■	-	■
NSYTRP44*	■	■	-	■	■	■	■	-	■
NSYTRP44PE	■	■	-	■	■	■	■	-	■
NSYTRP22SC	■	■	■	-	-	■	■	-	■
NSYTRP23SC	■	■	■	-	-	■	■	-	■
NSYTRP24SC	■	■	■	-	-	■	■	-	■
NSYTRP22TB	■	■	■	-	-	■	■	-	■
NSYTRP42TB	■	■	■	-	-	■	■	-	■
NSYTRP42SC	■	■	-	-	-	-	-	-	■
NSYTRH12	■	■	-	■	■	-	-	-	■
NSYTRH12PE	■	■	-	■	■	-	-	-	■
NSYTRH13	■	■	-	■	■	-	-	-	■
NSYTRH22	■	■	-	■	■	-	-	-	■

■ Certified product
UL File E87739 CNN XCFR2,
CSA File 256444, Class 6228-01

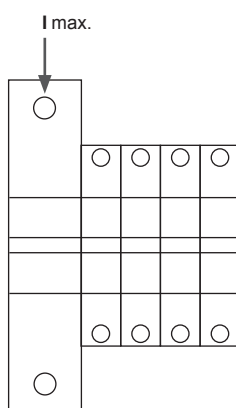
*The same certifications apply for any of the color variants of this terminal block, added as a suffix: AR; BK; BL; GN; RD; WH; BR; YE.

Reduction bridging with NSYTRV screw terminal blocks

Supply		Pick-off		Single-side supply	Central supply	
Terminal block	Cross-section (mm ²)	Terminal block	Cross-section (mm ²)	I _{max} [A]	I _{max} [A]	Step-down bridge
NSYTRV42	4	NSYTRV22	2.5	24	24	NSYTRAL22
		NSYTRV62	6	40	56	
NSYTRV62	6	NSYTRV42	4	45	56	NSYTRALV62
		NSYTRR22	2.5	40	56	
		NSYTRR42	4	45	56	
		NSYTRP22	2.5	40	56	
		NSYTRH12	1.5	35	56	
		NSYTRH22	2.5	40	56	
		NSYTRV102	10	NSYTRV22	2.5	
NSYTRV102	10	NSYTRV42	4	45	65	NSYTRALV102
		NSYTRR22	2.5	40	65	
		NSYTRR42	4	45	65	
		NSYTRP22	2.5	40	65	
		NSYTRH12	1.5	35	65	
		NSYTRH22	2.5	40	65	
NSYTRV162	16	NSYTRV22	2.5	40	80	NSYTRALV162
		NSYTRV42	4	45	90	
		NSYTRR22	2.5	40	80	
		NSYTRR42	4	45	90	
		NSYTRP22	2.5	40	80	
		NSYTRH12	1.5	35	70	
		NSYTRH22	2.5	40	80	
NSYTRV352	35	NSYTRV22	2.5	40	80	NSYTRALV352
		NSYTRV42	4	45	90	
		NSYTRR22	2.5	40	80	
		NSYTRR42	4	45	90	
		NSYTRP22	2.5	40	80	
		NSYTRH12	1.5	35	70	
		NSYTRH22	2.5	40	80	
		NSYTRH22	2.5	40	80	



Central power feed



Single-sided power feed











Reducing bridges enable the simple connection of standard terminal blocks of the Lineryg TR range to different nominal cross-sections and connection technologies. Power feeds with large cross-sections can be easily distributed among several smaller output terminal blocks. The connection technologies and the connected cross-sections must be taken into consideration when selecting a suitable reducing bridge. The appropriate reducing bridge and the maximum permissible bridge current for a single-sided and central power feed can be determined using the adjacent table.









Reduction bridging with NSYTRR spring or NSYTRP push-in terminal blocks

Supply		Pick-off		Single-side supply	Central supply	
Terminal block	Cross-section (mm ²)	Terminal block	Cross-section (mm ²)	I _{max} [A]	I _{max} [A]	Step-down bridge
NSYTRR42 NSYTRP42	4	NSYTRR22	2.5	40	40	NSYTRAL22
		NSYTRP22	2.5	40	40	
		NSYTRH12	1.5	35	40	
		NSYTRH22	2.5	40	40	
NSYTRR62	6	NSYTRR22	2.5	40	56	NSYTRAL42 NSYTRALR62
		NSYTRR42	4	45	56	
		NSYTRP22	2.5	40	56	
		NSYTRH12	1.5	35	56	
NSYTRR102	10	NSYTRR22	2.5	40	56	NSYTRALR102
		NSYTRR42	4	45	56	
		NSYTRP22	2.5	40	56	
		NSYTRH12	1.5	35	56	
NSYTRR162	16	NSYTRR22	2.5	40	56	NSYTRALR162
		NSYTRR42	4	45	56	
		NSYTRP22	2.5	40	56	
		NSYTRH12	1.5	35	56	
		NSYTRH22	2.5	40	56	





	Selection guide	16
	Passthrough	20
	High current	23
	Grounding	24
	Double deck	26
	Disconnect	32
	Measuring	36
	For neutral conductors	38
	Miniature	40






		Passthrough				
		Passthrough				
						
Nominal c.s.a (mm²)		2.5	4	6	10 & 16	35 to 70
Number of poles	1 - 1 x 1	NSYTRV22	NSYTRV42	NSYTRV62	NSYTRV102 NSYTRV162	NSYTRV352 NSYTRV502 NSYTRV702
	2 - 1 x 1	-	-	-	-	-
	3 - 1 x 1	-	-	-	-	-
	5 - 1 x 1	-	-	-	-	-
	10 - 1 x 1	-	-	-	-	-
	1 - 1 x 2	-	-	-	-	-
	1 - 2 x 2	-	-	-	-	-
	With LED	-	-	-	-	-
Colors	Grey	■	■	■	■	■
	Blue	NSYTRV22BL	NSYTRV42BL	NSYTRV62BL	NSYTRV102BL NSYTRV162BL	NSYTRV352BL NSYTRV502BL NSYTRV702BL
	Green/yellow (PE)	-	-	-	-	-
	Orange	NSYTRV22AR	NSYTRV42AR	-	-	-
	Red	NSYTRV22RD	NSYTRV42RD	-	-	-
	Green	-	NSYTRV42GN	-	-	-
	White	NSYTRV22WH	NSYTRV42WH	-	-	-
	Black	-	NSYTRV42BK	-	-	-
Mounting on	35 mm 	■	■	■	■	■
	35 mm 	■	■	■	■	■
	15 mm 	-	-	-	-	-
See pages	20	21	21	21	22	









PB50241070




Snap-on grounding block

Grounding terminal blocks are simply snapped onto the DIN rail to make contact. This mechanically and electrically efficient connection meets all the requirements of standard IEC 60947-7-2.

Lug-lug Lug-connector		Grounding			
<small>PE602169</small> 	<small>PE602174</small> 	<small>PE602176</small> 	<small>PE602175</small> 	<small>PE602165</small> 	
95 & 150	2.5	4	6 & 10	16 to 50	
NSYTRV952BB NSYTRV952BC NSYTRV1502BB	NSYTRV22PE	NSYTRV42PE	NSYTRV62PE NSYTRV102PE	NSYTRV162PE NSYTRV352PE NSYTRV502PE	
-	-	-	-	-	
-	-	-	-	-	
-	-	-	-	-	
-	-	NSYTRV43PE NSYTRV44PE	-	-	
-	-	-	-	-	
■	-	-	-	-	
-	-	-	-	-	
-	■	■	■	■	
-	-	-	-	-	
-	-	-	-	-	
-	-	-	-	-	
■	■	■	■	■	
■	■	■	■	■	
-	-	-	-	-	
23	24	24	24/25	25	

		Double deck		Disconnect		
		Multi-pole	Double deck	Blade	Fused	Removable carrier
						
Nominal c.s.a (mm²)		2.5 & 4	2.5 & 4	2.5 & 4	4 & 16	2.5 & 4
Number of poles	1 - 1 x 1	-	-	NSYTRV22SC NSYTRV22ST NSYTRV42SC NSYTRV42ST	NSYTRV42SF5 NSYTRV42SF6 NSYTRV162SF	NSYTRV22TB NSYTRV42TB
	2 - 1 x 1	-	NSYTRV24D NSYTRV44D	NSYTRV42SCD NSYTRV44SCD	-	-
	3 - 1 x 1	-	NSYTRV26T	-	-	-
	5 - 1 x 1	-	-	-	-	-
	10 - 1 x 1	-	-	-	-	-
	1 - 1 x 2	NSYTRV23 NSYTRV43	-	-	-	-
	1 - 2 x 2	NSYTRV24 NSYTRV44	NSYTRV26TC	-	-	-
	With LED	-	-	-	NSYTRV42SF5LD NSYTRV42SF6LD	-
Colors	Grey	■	■	■	-	■
	Blue	NSYTRV23BL NSYTRV24BL NSYTRV43BL NSYTRV44BL	NSYTRV24DBL NSYTRV44DBL NSYTRV26TBL	■	-	-
	Green/yellow (PE)	NSYTRV23PE NSYTRV24PE NSYTRV43PE NSYTRV44PE	NSYTRV24DPE NSYTRV44DPE	-	-	-
	Orange	-	-	NSYTRV42STAR	-	-
	Red	-	-	-	-	-
	Green	-	-	-	-	-
	White	-	-	-	-	-
	Black	-	-	-	■	-
Mounting on	35 mm 	■	■	■	■	■
	35 mm 	■	■	■	■	■
	15 mm 	-	-	-	-	-
See pages	26/27	27/28	32/33	34	33	




PB602411-50




Flexible plug-in bridge system

The **NSYTRAL*** plug-in bridges allow potential distribution to be implemented quickly. All terminals have two bridge shafts to make flexible chain bridging, step bridging or bridging between nonadjacent terminal blocks possible.


The reducing bridge permits simple connection of terminal blocks with different nominal cross-sections, (e.g. an **NSYTRV102** terminal connected to an **NSYTRV22** terminal). This way the power distribution terminal blocks can be quickly setup.




	Measuring	For neutral conductors	Miniature
			
	6	4 to 10	2.5 & 4
	NSYTRV62TTD	NSYTRV42NE NSYTRV62NE	NSYTRV22M NSYTRV42M
	-	-	-
	-	-	-
	-	-	-
	-	-	-
	-	-	-
	-	-	-
	■	-	■
	-	■	NSYTRV22MBL NSYTRV42MBL
	NSYTRV62TTPE	-	NSYTRV22MPE NSYTRV42MPE
	-	-	-
	-	-	-
	-	-	-
	-	-	-
	■	■	-
	■	■	-
	-	-	■
	36	38	40/41

Screw terminal blocks - Passthrough



		NSYTRV22			
Nominal c.s.a.	Type of block	Passthrough			
	Type of connection	1 pole - 1 x 1			
	Color	Grey			
	Max. electric values (U _{max} , I _{max})	1000 V, 32 A			
Dimensions (mm)					
	Length	47.7			
	Height	47.5			
	Width	5.2			
Cabling c.s.a. (mm ²)		2.5			
	Flexible cable	0.14 - 4			
	Solid cable	0.14 - 4			
Nominal electric values					
	IEC/EN 60947-7-1	1000 V, 24 A			
	UL	600 V, 20 A, 26 - 12 AWG			
	CSA	600 V, 20 A, 26 - 12 AWG			
	ATEX	690 V, 22 A			
Certifications		UL, CSA, VDE, ATEX, IECEx, GL, LR, DNV, EAC			
Terminal blocks					
	Grey	Sold in lots of	Unit reference		
	Blue	50	NSYTRV22		
	Orange	50	NSYTRV22BL		
	Red	50	NSYTRV22AR		
	Green	50	NSYTRV22RD		
	White	-	-		
	Black	50	NSYTRV22WH		
	Brown	-	-		
	Yellow	-	-		
Accessories					
1	End stop	Clip-on, 5.2 mm	50	NSYTRAAB35	
2	for 35 mm DIN rail	With screw, 9.5 mm	50	NSYTRAABV35	
3	End plate	Grey	50	NSYTRAC22	
		width 2.2 mm	Blue	50	NSYTRAC22BL
4	Partition plate, width 2 mm	Grey	50	NSYTRAP22	
		Blue	50	NSYTRAP22BL	
5	Plug-in bridge	Red	2-pole	50	NSYTRAL22
			3-pole	50	NSYTRAL23
			4-pole	50	NSYTRAL24
			5-pole	50	NSYTRAL25
			10-pole	10	NSYTRAL210
			20-pole	10	NSYTRAL220
	Blue	10-pole	10	NSYTRAL210BL	
	Grey	10-pole	10	NSYTRAL210GR	
6	Step-down bridge, down to 2.5/4 mm ²	Screw to screw terminal	-	-	
		Screw to spring terminal	-	-	
	Vertical bridge	1-pole	-	-	
7	Pick-off terminal	Grey	-	-	
8	Test plug	Metallic part, Ø 2.3 mm	10	NSYTRAATM1	
		Insulating sleeve, red	10	NSYTRAATP1	
9	Test adaptor	For plug-in bridge shaft	10	NSYTRAFT	
10	Warning label	Yellow	10	NSYTRACS2	
11	Marker tag holder	For ●AB35 end stop	100	NSYTRASB4	
12	DIN rail 35 x 7.2 mm	Perforated, 2 m long	20	NSYSDR200BD	
13	Marking accessories		See page 90		
General data					
	Strip length (mm)	9			
	Screw thread	M3			
	Torque (Nm)	0.5 - 0.6			





NSYTRV42	NSYTRV62	NSYTRV102	NSYTRV162
4 mm ²	6 mm ²	10 mm ²	16 mm ²
Passthrough	Passthrough	Passthrough	Passthrough
1 pole - 1 x 1	1 pole - 1 x 1	1 pole - 1 x 1	1 pole - 1 x 1
Grey	Grey	Grey	Grey
1000 V, 41 A	1000 V, 57 A	1000 V, 76 A	1000 V, 101 A

47.7	47.7	47.7	55.5
47.5	47.5	47.5	55
6.2	8.2	10.2	12.2
4	6	10	16
0.14 - 6	0.2 - 10	0.5 - 16	1.5 - 25
0.14 - 6	0.2 - 10	0.5 - 16	1.5 - 25

1000 V, 32 A	1000 V, 41 A	1000 V, 57 A	1000 V, 76 A
600 V, 30 A, 26 - 10 AWG	600 V, 50 A, 24 - 8 AWG	600 V, 65 A, 20 - 6 AWG	600 V, 85 A, 16 - 4 AWG
600 V, 30 A, 26 - 10 AWG	600 V, 50 A, 24 - 8 AWG	600 V, 65 A, 20 - 6 AWG	600 V, 85 A, 16 - 4 AWG
690 V, 30 A	690 V, 40 A	690 V, 54 A	690 V, 73 A
UL, CSA, VDE, ATEX, IECEX, GL, LR, DNV, EAC	UL, CSA, VDE, ATEX, IECEX, GL, LR, DNV, EAC	UL, CSA, VDE, ATEX, IECEX, GL, LR, DNV, EAC	UL, CSA, VDE, ATEX, IECEX, GL, LR, DNV, EAC


Sold in lots of	Unit reference	Sold in lots of	Unit reference	Sold in lots of	Unit reference	Sold in lots of	Unit reference
50	NSYTRV42	50	NSYTRV62	50	NSYTRV102	50	NSYTRV162
50	NSYTRV42BL	50	NSYTRV62BL	50	NSYTRV102BL	50	NSYTRV162BL
50	NSYTRV42AR	-	-	-	-	-	-
50	NSYTRV42RD	-	-	-	-	-	-
-	NSYTRV42GN	-	-	-	-	-	-
50	NSYTRV42WH	-	-	-	-	-	-
-	NSYTRV42BK	-	-	-	-	-	-
-	NSYTRV42BR	-	-	-	-	-	-
-	NSYTRV42YE	-	-	-	-	-	-

50	NSYTRAAB35	50	NSYTRAAB35	50	NSYTRAAB35	50	NSYTRAAB35
50	NSYTRAABV35	50	NSYTRAABV35	50	NSYTRAABV35	50	NSYTRAABV35
50	NSYTRAC22	50	NSYTRAC22	50	NSYTRAC22	50	NSYTRAC162
50	NSYTRAC22BL	50	NSYTRAC22BL	50	NSYTRAC22BL	-	-
50	NSYTRAP22	50	NSYTRAP22	50	NSYTRAP22	-	-
50	NSYTRAP22BL	50	NSYTRAP22BL	50	NSYTRAP22BL	-	-
50	NSYTRAL42	10	NSYTRAL62	10	NSYTRAL102	10	NSYTRAL162
50	NSYTRAL43	10	NSYTRAL63	-	-	-	-
50	NSYTRAL44	-	-	-	-	-	-
50	NSYTRAL45	10	NSYTRAL65	-	-	-	-
10	NSYTRAL410	10	NSYTRAL610	-	-	-	-
10	NSYTRAL420	-	-	-	-	-	-
10	NSYTRAL410BL	10	NSYTRAL610BL	-	-	-	-
10	NSYTRAL410GR	10	NSYTRAL610GR	-	-	-	-
-	-	10	NSYTRALV62	10	NSYTRALV102	10	NSYTRALV162
-	-	10	NSYTRALVR62	10	NSYTRALVR102	10	NSYTRALVR162
-	-	-	-	-	-	-	-
-	-	-	-	-	-	10	NSYTRAPT16
10	NSYTRAATM1	10	NSYTRAATM1	10	NSYTRAATM1	10	NSYTRAATM1
10	NSYTRAATP1	10	NSYTRAATP1	10	NSYTRAATP1	10	NSYTRAATP1
10	NSYTRAFT	10	NSYTRAFT	-	-	-	-
10	NSYTRACS4	10	NSYTRACS6	10	NSYTRACS10	10	NSYTRACS16
100	NSYTRASB4	100	NSYTRASB4	100	NSYTRASB4	100	NSYTRASB4
20	NSYSR200BD	20	NSYSR200BD	20	NSYSR200BD	20	NSYSR200BD

9		10		10		14	
M3		M4		M4		M5	
0.6 - 0.8		1.5 - 1.8		1.5 - 1.8		2.5 - 3	

Screw terminal blocks - Passthrough


PB602190-20



PB602194-20




PB602311-20



		NSYTRV352	NSYTRV502	NSYTRV702			
Nominal c.s.a.		35 mm ²	50 mm ²	70 mm ²			
	Type of block	Passthrough	Passthrough	Passthrough			
	Type of connection	1 pole - 1 x 1	1 pole - 1 x 1	1 pole - 1 x 1			
	Color	Grey	Grey	Grey			
Max. electric values (U _{max} , I _{max})		1000 V, 125 A	1000 V, 150 A	1000 V, 192 A			
Dimensions (mm)							
	Length	60.2	70.5	70.5			
	Height	65.7	83.5	87.5			
	Width	16	20	20.3			
Cabling c.s.a. (mm ²)		35	50	70			
	Flexible cable	1.5 - 50	25 - 70	25 - 70			
	Solid cable	1.5 - 50	16 - 70	16 - 95			
Nominal electric values							
	IEC/EN 60947-7-1	1000 V, 125 A	1000 V, 150 A	1000 V, 192 A			
	UL	600 V, 150 A, 14 - 1/0 AWG	600 V, 150 A, 6 - 1/0 AWG	600 V, 192 A, 4 - 3/0 AWG			
	CSA	600 V, 150 A, 14 - 1/0 AWG	600 V, 150 A, 6 - 1/0 AWG	600 V, 192 A, 4 - 3/0 AWG			
	ATEX	690 V, 126 A	690 V, 137 A	-			
Certifications		UL, CSA, VDE, ATEX, IECEx, GL, EAC	UL, CSA, VDE, ATEX, IECEx, GL, LR, DNV, EAC	UL, CSA, VDE, GL, LR, DNV, EAC			
Terminal blocks							
		Sold in lots of	Unit reference	Sold in lots of	Unit reference	Sold in lots of	Unit reference
	Grey	50	NSYTRV352	10	NSYTRV502	10	NSYTRV702
	Blue	50	NSYTRV352BL	10	NSYTRV502BL	10	NSYTRV702BL
	Orange	-	-	-	-	-	-
	Red	-	-	-	-	-	-
	Green	-	-	-	-	-	-
	White	-	-	-	-	-	-
	Black	-	-	-	-	-	-
Accessories							
End stop for 35 mm DIN rail	Clip-on, 5.2 mm	50	NSYTRAAB35	50	NSYTRAAB35	50	NSYTRAAB35
	With screw, 9.5 mm	50	NSYTRAABV35	50	NSYTRAABV35	50	NSYTRAABV35
End plate, width 2.2 mm	Grey	-	Included	-	Included	-	Included
	Blue	-	-	-	-	-	-
Partition plate, width 2 mm	Grey	-	-	-	-	-	-
	Blue	-	-	-	-	-	-
Plug-in bridge Red	2-pole	10	NSYTRAL352	10	NSYTRAL502*	-	-
	3-pole	-	-	10	NSYTRAL503*	-	-
	4-pole	-	-	-	-	-	-
	5-pole	-	-	-	-	-	-
	10-pole	-	-	-	-	-	-
	20-pole	-	-	-	-	-	-
Blue	10-pole	-	-	-	-	-	-
	Grey	10-pole	-	-	-	-	-
Screw bridge	2-pole	-	-	-	-	10	NSYTRAL702
Step-down bridge, down to 2.5/4 mm ²	Screw to screw terminal	10	NSYTRALV352	-	-	-	-
	Screw to spring terminal	10	NSYTRALVR352	-	-	-	-
Vertical bridge	1-pole	-	-	-	-	-	-
Pick-off terminal	Grey	10	NSYTRAPT35	-	-	-	-
Test plug	Metallic part, Ø 2.3 mm	10	NSYTRAATM1	10	NSYTRAATM1	10	NSYTRAATM1
	Insulating sleeve, red	10	NSYTRAATP1	10	NSYTRAATP1	10	NSYTRAATP1
Test adaptor	For plug-in bridge shaft	-	-	-	-	-	-
Warning label	Yellow	10	NSYTRAC35	-	-	-	-
Marker tag holder	For ●AB35 end stop	100	NSYTRASB4	100	NSYTRASB4	100	NSYTRASB4
DIN rail 35 x 7.2 mm	Perforated, 2 m long	20	NSYSR200BD	20	NSYSR200BD	20	NSYSR200BD
Marking accessories		See page 90					
General data							
	Strip length (mm)	18	24	24			
	Screw thread	M6	M6	M8			
	Torque (Nm)	3.2 - 3.7	5 - 8	08 - 10			


Screw terminal blocks - High current




		NSYTRV952BB	NSYTRV952BC	NSYTRV1502BB			
Nominal c.s.a.		95 mm ²	95 mm ²	150 mm ²			
	Type of block	Passthrough - lug to lug	Passthrough - lug to connector	Passthrough - lug to lug			
	Type of connection	1 pole - 1 x 1	1 pole - 1 x 1	1 pole - 1 x 1			
	Color	Grey	Grey	Grey			
Max. electric values	1000 V, 232 A	1000 V, 232 A	1000 V, 309 A				
Dimensions (mm)							
	Length	110	114	119			
	Height	56	86	100			
	Width	40	40	46			
Cabling c.s.a. (mm ²)		95	95	150			
	Flexible cable	35 - 95	35 - 95	50 - 150			
	Solid cable	25 - 95	25 - 95	35 - 150			
Nominal electric values							
	IEC/EN 60947-7-1	1000 V, 232 A	1000 V, 232 A	1000 V, 309 A			
	UL	600 V, 230 A, 2 - 4/0 AWG	600 V, 230 A, 2 - 4/0 AWG	600 V, 285 A, 2 - 300 AWG/kcmil			
	CSA	600 V, 230 A, 2 - 4/0 AWG	600 V, 230 A, 2 - 4/0 AWG	600 V, 285 A, 2 - 300 AWG/kcmil			
	ATEX	-	-	-			
Certifications		UL, CSA, GL, EAC	UL, CSA, GL, EAC	UL, CSA, GL			
Terminal blocks							
	Grey	Sold in lots of 10	Unit reference NSYTRV952BB	Sold in lots of 10	Unit reference NSYTRV952BC	Sold in lots of 10	Unit reference NSYTRV1502BB
	Blue	-	-	-	-	-	-
Accessories							
End stop for 35 mm DIN rail	Clip-on, 5.2 mm	50	NSYTRAAB35	50	NSYTRAAB35	50	NSYTRAAB35
	With screw, 9.5 mm	50	NSYTRAABV35	50	NSYTRAABV35	50	NSYTRAABV35
End plate	Grey	-	-	-	-	-	-
Partition plate	Grey	10	NSYTRAC952	10	NSYTRAC952	10	NSYTRAC952
Screw bridge	2-pole	10	NSYTRAL952	10	NSYTRAL952	10	NSYTRAL1502
	3-pole	-	-	-	-	-	-
Test plug	Metalic part, Ø 2.3 mm	10	NSYTRAATM1	10	NSYTRAATM1	10	NSYTRAATM1
	Insulating sleeve, red	10	NSYTRAATP1	10	NSYTRAATP1	10	NSYTRAATP1
Test adaptor	For plug-in bridge shaft	-	-	-	-	-	-
Cover	Grey	10	NSYTRACP1	10	NSYTRACP1	10	NSYTRACP2
Marker tag holder	For ●AB35 end stop	100	NSYTRASB4	100	NSYTRASB4	100	NSYTRASB4
DIN rail 35 x 7.2 mm	Perforated, 2 m long	20	NSYS DR200BD	20	NSYS DR200BD	20	NSYS DR200BD
Marking accessories		See page 90					
General data							
	Strip length (mm)	29		29		29	
	Screw thread	M12		M8 / M12		M12	
	Torque (Nm)	25 - 30		15 - 20 / 25 - 30		25 - 30	

Screw terminal blocks - Grounding


PB602/74-20



PB602/76-20




PB602/75-20




		NSYTRV22PE	NSYTRV42PE	NSYTRV62PE			
Nominal c.s.a.		2.5 mm ²	4 mm ²	6 mm ²			
	Type of block	Grounding	Grounding	Grounding			
	Type of connection	1 pole - 1 x 1	1 pole - 1 x 1	1 pole - 1 x 1			
	Color	Green/Yellow	Green/Yellow	Green/Yellow			
Max. electric values		-	-	-			
Dimensions (mm)							
	Length	47.7	47.7	47.7			
	Height	47.5	47.5	47.5			
	Width	5.2	6.2	8.2			
Cabling c.s.a. (mm ²)		2.5	4	6			
	Flexible cable	0.14 - 4	0.14 - 6	0.2 - 10			
	Solid cable	0.14 - 4	0.14 - 6	0.2 - 10			
Nominal electric values							
	IEC/EN 60947-7-1	-	-	-			
	UL	26 - 12 AWG	26 - 10 AWG	24 - 8 AWG			
	CSA	26 - 12 AWG	26 - 10 AWG	24 - 8 AWG			
	ATEX	-	-	-			
Certifications		UL, CSA, VDE, ATEX, IECEx, GL, LR; DNV, EAC	UL, CSA, VDE, ATEX, IECEx, GL, LR, DNV, EAC	UL, CSA, VDE, ATEX, IECEx, GL, LR, DNV, EAC			
Terminal blocks							
	Green/Yellow	Sold in lots of 50	Unit reference NSYTRV22PE	Sold in lots of 50	Unit reference NSYTRV42PE	Sold in lots of 50	Unit reference NSYTRV62PE
Accessories							
End stop for 35 mm DIN rail	Clip-on, 5.2 mm	50	NSYTRAAB35	50	NSYTRAAB35	50	NSYTRAAB35
	With screw, 9.5 mm	50	NSYTRAABV35	50	NSYTRAABV35	50	NSYTRAABV35
End plate, width 2.2 mm	Grey	50	NSYTRAC22	50	NSYTRAC22	50	NSYTRAC22
	Blue	50	NSYTRAC22BL	50	NSYTRAC22BL	50	NSYTRAC22BL
Partition plate, width 2 mm	Grey	50	NSYTRAP22	50	NSYTRAP22	50	NSYTRAP22
	Blue	50	NSYTRAP22BL	50	NSYTRAP22BL	50	NSYTRAP22BL
Plug-in bridge Red	2-pole	50	NSYTRAL22	50	NSYTRAL42	10	NSYTRAL62
	3-pole	50	NSYTRAL23	50	NSYTRAL43	10	NSYTRAL63
	4-pole	50	NSYTRAL24	50	NSYTRAL44	-	-
	5-pole	50	NSYTRAL25	50	NSYTRAL45	10	NSYTRAL65
	10-pole	10	NSYTRAL210	10	NSYTRAL410	10	NSYTRAL610
Test plug	20-pole	10	NSYTRAL220	10	NSYTRAL420	-	-
	Metallic part, Ø 2.3 mm	10	NSYTRAATM1	10	NSYTRAATM1	10	NSYTRAATM1
	Insulating sleeve, red	10	NSYTRAATP1	10	NSYTRAATP1	10	NSYTRAATP1
Test adaptor	For plug-in bridge shaft	10	NSYTRAFT	10	NSYTRAFT	10	NSYTRAFT
Warning label	Yellow	10	NSYTRACS2	10	NSYTRACS4	10	NSYTRACS6
Marker tag holder	For AB35 end stop	100	NSYTRASB4	100	NSYTRASB4	100	NSYTRASB4
DIN rail 35 x 7.2 mm	Perforated, 2 m long	20	NSYSR200BD	20	NSYSR200BD	20	NSYSR200BD
Marking accessories		See page 90					
General data							
	Strip length (mm)	9	9	9	10	10	10
	Screw thread	M3	M3	M3	M4	M4	M4
	Torque (Nm)	0.5 - 0.6	0.5 - 0.6	0.6 - 0.8	1.5 - 1.8	1.5 - 1.8	1.5 - 1.8


PB502106-20




PB502106-20



PB502177-20




PB502106-20



NSYTRV102PE		NSYTRV162PE		NSYTRV352PE		NSYTRV502PE	
10 mm ²		16 mm ²		35 mm ²		50 mm ²	
Grounding		Grounding		Grounding		Grounding	
1 pole - 1 x 1		1 pole - 1 x 1		1 pole - 1 x 1		1 pole - 1 x 1	
Green/Yellow		Green/Yellow		Green/Yellow		Green/Yellow	
-		-		-		-	
47.7		55		65.7		70.5	
47.5		55.5		60.2		83.5	
10.2		12.2		16		20	
10		16		35		50	
0.5 - 16		1.5 - 25		1.5 - 35		25 - 70	
0.5 - 16		1.5 - 25		1.5 - 35		16 - 70	
76 A		101 A		125 A		150 A	
20 - 6 AWG		16 - 4 AWG		14 - 1/0 AWG		6 - 1/0 AWG	
20 - 6 AWG		16 - 4 AWG		14 - 1/0 AWG		6 - 1/0 AWG	
-		-		-		-	
UL, CSA, VDE, ATEX, IECEx, GL, LR; DNV, EAC		UL, CSA, VDE, ATEX, IECEx, GL, LR, DNV, EAC		UL, CSA, VDE, ATEX, IECEx, GL, EAC		UL, CSA, ATEX, IECEx, GL, LR, DNV, EAC	
Sold in lots of	Unit reference	Sold in lots of	Unit reference	Sold in lots of	Unit reference	Sold in lots of	Unit reference
50	NSYTRV102PE	50	NSYTRV162PE	50	NSYTRV352PE	50	NSYTRV502PE
50	NSYTRAAB35	50	NSYTRAAB35	50	NSYTRAAB35	50	NSYTRAAB35
50	NSYTRAABV35	50	NSYTRAABV35	50	NSYTRAABV35	50	NSYTRAABV35
50	NSYTRAC22	50	NSYTRAC162	-	Included	-	Included
50	NSYTRAC22BL	-	-	-	-	-	-
50	NSYTRAP22	-	-	-	-	-	-
50	NSYTRAP22BL	-	-	-	-	-	-
10	NSYTRAL102	10	NSYTRAL162	10	NSYTRAL352	-	-
-	-	-	-	-	-	-	-
-	-	-	-	-	-	-	-
-	-	-	-	-	-	-	-
-	-	-	-	-	-	-	-
10	NSYTRAATM1	10	NSYTRAATM1	10	NSYTRAATM1	10	NSYTRAATM1
10	NSYTRAATP1	10	NSYTRAATP1	10	NSYTRAATP1	10	NSYTRAATP1
-	-	-	-	-	-	-	-
10	NSYTRACS10	10	NSYTRACS16	10	NSYTRACS35	-	-
100	NSYTRASB4	100	NSYTRASB4	100	NSYTRASB4	100	NSYTRASB4
20	NSYSR200BD	20	NSYSR200BD	20	NSYSR200BD	20	NSYSR200BD
10		14		18		24	
M4		M5		M6		M6	
1.5 - 1.8		2.5 - 3		3.2 - 3.7		6 - 8	

Screw terminal blocks - Double deck passthrough

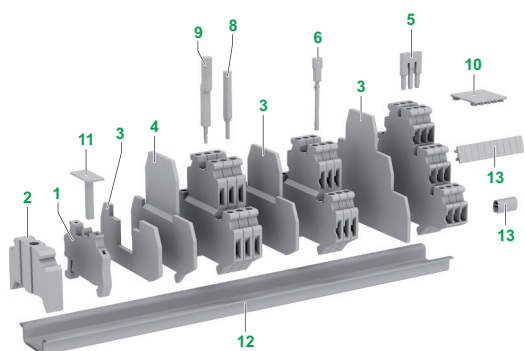


		NSYTRV23
Nominal c.s.a.		2.5 mm ²
	Type of block	Passthrough - Multi-pole
	Type of connection	1 pole - 1 x 2
	Color	Grey
Max. electric values (U _{max} , I _{max})		500 V, 30 A
Dimensions (mm)		
	Length	57.8
	Height	47.5
	Width	5.2
Cabling c.s.a. (mm ²)		2.5
	Flexible cable	0.14 - 4
	Solid cable	0.14 - 4
Nominal electric values		
	IEC/EN 60947-7-1	500 V, 24 A
	UL	150 V, 20 A, 26 - 12 AWG
	CSA	150 V, 20 A, 26 - 12 AWG
	ATEX	352 V, 21 A
Certifications		UL, CSA, ATEX, IECEx, EAC


Terminal blocks		Sold in lots of	Unit reference
	Grey	50	NSYTRV23
	Blue	50	NSYTRV23BL

Accessories				
1	End stop	Clip-on, 5.2 mm	50	NSYTRAAB35
2	for 35 mm DIN rail	With screw, 9.5 mm	50	NSYTRAABV35
3	End plate,	Grey	50	NSYTRAC23
3	width 2.2 mm	Grey, partial plate	-	-
4	Partition plate,	Grey	50	NSYTRAP23
	width 2 mm	Blue	-	-
5	Plug-in bridge	2-pole	50	NSYTRAL22
		3-pole	50	NSYTRAL23
		4-pole	50	NSYTRAL24
		5-pole	50	NSYTRAL25
		10-pole	10	NSYTRAL210
	20-pole	10	NSYTRAL220	
6	Vertical bridge	1-pole	-	-
8	Test plug	Metallic part, Ø 2.3 mm	10	NSYTRAATM1
		Insulating sleeve, red	10	NSYTRAATP1
9	Test adaptor	For plug-in bridge shaft	10	NSYTRAPT
10	Warning label	Yellow	10	NSYTRACS2
11	Marker tag holder	For ●AB35 end stop	100	NSYTRASB4
12	DIN rail 35 x 7.2 mm	Perforated, 2 m long	20	NSYSDR200BD
13	Marking accessories		See page 90	


General data	
Strip length (mm)	9
Screw thread	M3
Torque (Nm)	0.5 - 0.6




PB62183-20




PB62181-20



PB62183-20




PB62187-20




NSYTRV24		NSYTRV43		NSYTRV44		NSYTRV24D	
2.5 mm ²		4 mm ²		4 mm ²		2.5 mm ²	
Passthrough - Multi-pole		Passthrough - Multi-pole		Passthrough - Multi-pole		Passthrough - Double deck	
1 pole - 2 x 2		1 pole - 1 x 2		1 pole - 2 x 2		2 pole - 1 x 1	
Grey		Grey		Grey		Grey	
500 V, 30 A		500 V, 41 A		500 V, 39 A		500 V, 28 A	
65.4		57.8		65.4		69.9	
47.5		47.5		47.5		65	
5.2		6.2		6.2		5.2	
2.5		4		4		2.5	
0.14 - 4		0.14 - 6		0.14 - 6		0.14 - 4	
0.14 - 4		0.14 - 6		0.14 - 6		0.14 - 4	
500 V, 24 A		500 V, 32 A		500 V, 32 A		500 V, 24 A	
150 V, 20 A, 26 - 12 AWG		150 V, 30 A, 26 - 10 AWG		150 V, 30 A, 26 - 10 AWG		600 V, 20 A, 26 - 12 AWG	
150 V, 20 A, 26 - 12 AWG		150 V, 30 A, 26 - 10 AWG		150 V, 30 A, 26 - 10 AWG		600 V, 20 A, 26 - 12 AWG	
352 V, 21 A		352 V, 29 A		352 V, 29 A		352 V, 20 A	
UL, CSA, ATEX, IECEX, EAC		UL, CSA, ATEX, IECEX, GL, LR, DNV, EAC		UL, CSA, ATEX, IECEX, GL, LR, DNV, EAC		UL, CSA, ATEX, IECEX, GL, LR, DNV, EAC	
Sold in lots of	Unit reference	Sold in lots of	Unit reference	Sold in lots of	Unit reference	Sold in lots of	Unit reference
50	NSYTRV24	50	NSYTRV43	50	NSYTRV44	50	NSYTRV24D
50	NSYTRV24BL	50	NSYTRV43BL	50	NSYTRV44BL	50	NSYTRV24DBL
50	NSYTRAAB35	50	NSYTRAAB35	50	NSYTRAAB35	50	NSYTRAAB35
50	NSYTRAABV35	50	NSYTRAABV35	50	NSYTRAABV35	50	NSYTRAABV35
50	NSYTRAC24	50	NSYTRAC23	50	NSYTRAC24	50	NSYTRACE24
-	-	-	-	-	-	50	NSYTRACEP24
50	NSYTRAP24	50	NSYTRAP23	50	NSYTRAP24	50	NSYTRAPE24
-	-	-	-	-	-	-	-
50	NSYTRAL22	50	NSYTRAL42	50	NSYTRAL42	50	NSYTRAL22
50	NSYTRAL23	50	NSYTRAL43	50	NSYTRAL43	50	NSYTRAL23
50	NSYTRAL24	50	NSYTRAL44	50	NSYTRAL44	50	NSYTRAL24
50	NSYTRAL25	50	NSYTRAL45	50	NSYTRAL45	50	NSYTRAL25
10	NSYTRAL210	10	NSYTRAL410	10	NSYTRAL410	10	NSYTRAL210
10	NSYTRAL220	10	NSYTRAL420	10	NSYTRAL420	10	NSYTRAL220
-	-	-	-	-	-	50	NSYTRALV24
10	NSYTRAATM1	10	NSYTRAATM1	10	NSYTRAATM1	10	NSYTRAATM1
10	NSYTRAATP1	10	NSYTRAATP1	10	NSYTRAATP1	10	NSYTRAATP1
10	NSYTRAFT	10	NSYTRAFT	10	NSYTRAFT	10	NSYTRAFT
10	NSYTRACS2	10	NSYTRACS4	10	NSYTRACS4	10	NSYTRACS2
100	NSYTRASB4	100	NSYTRASB4	100	NSYTRASB4	100	NSYTRASB4
20	NSYSDR200BD	20	NSYSDR200BD	20	NSYSDR200BD	20	NSYSDR200BD
9		9		9		9	
M3		M3		M3		M3	
0.5 - 0.6		0.6 - 0.8		0.6 - 0.8		0.5 - 0.6	

Screw terminal blocks - Double deck passthrough


PB62108-20



PB62215-20



PB62768-22






		NSYTRV44D	NSYTRV26T	NSYTRV26TC			
Nominal c.s.a.		4 mm ²	2.5 mm ²	2.5 mm ²			
	Type of block	Passthrough - Double deck	Passthrough - Triple deck	Passthrough - 3 Levels			
	Type of connection	2 pole - 1 x 1	3 pole - 1 x 1	1 pole - 3 x 3			
	Color	Grey	Grey	Grey			
Max. electric values (Umax, Imax)		800 V, 36 A	500 V, 24 A	500 V, 24 A			
Dimensions (mm)							
	Length	69.9	90	90			
	Height	65	77.5	77.5			
	Width	6.2	5.2	5.2			
Cabling c.s.a. (mm ²)		4	2.5	2.5			
	Flexible cable	0.14 - 6	0.14 - 4	0.14 - 4			
	Solid cable	0.14 - 6	0.14 - 4	0.14 - 4			
Nominal electric values							
	IEC/EN 60947-7-1	800 V, 30 A	500 V, 20 A	500 V, 20 A			
	UL	600 V, 30 A, 26 - 10 AWG	600 V, 20 A, 26 - 12 AWG	600 V, 20 A, 26 - 12 AWG			
	CSA	600 V, 30 A, 26 - 10 AWG	600 V, 20 A, 26 - 12 AWG	-			
	ATEX	440 V, 25.5 A	-	-			
Certifications		UL, CSA, ATEX, IECEX, GL, LR, DNV, EAC	UL, CSA, EAC	UL, EAC			
Terminal blocks							
		Sold in lots of	Unit reference	Sold in lots of	Unit reference	Sold in lots of	Unit reference
	Grey	50	NSYTRV44D	50	NSYTRV26T	50	NSYTRV26TC*
	Blue	50	NSYTRV44DBL	50	NSYTRV26TBL	-	-
Accessories							
End stop	Clip-on, 5.2 mm	50	NSYTRAAB35	50	NSYTRAAB35	50	NSYTRAAB35
for 35 mm DIN rail	With screw, 9.5 mm	50	NSYTRAABV35	50	NSYTRAABV35	50	NSYTRAABV35
End plate,	Grey	50	NSYTRACE24	50	NSYTRACE26	50	NSYTRACE26
width 2.2 mm	Grey, partial plate	50	NSYTRACEP24	-	-	-	-
Partition plate,	Grey	50	NSYTRAPE24	-	-	-	-
width 2 mm	Blue	-	-	-	-	-	-
Plug-in bridge	2-pole	50	NSYTRAL42	50	NSYTRAL22	50	NSYTRAL22
Red	3-pole	50	NSYTRAL43	50	NSYTRAL23	50	NSYTRAL23
	4-pole	50	NSYTRAL44	50	NSYTRAL24	50	NSYTRAL24
	5-pole	50	NSYTRAL45	50	NSYTRAL25	50	NSYTRAL25
	10-pole	10	NSYTRAL410	10	NSYTRAL210	10	NSYTRAL210
	20-pole	10	NSYTRAL420	10	NSYTRAL220	10	NSYTRAL220
Vertical bridge	1-pole	50	NSYTRALV24	-	-	-	-
Test plug	Metallic part, Ø 2.3 mm	10	NSYTRAATM1	10	NSYTRAATM1	10	NSYTRAATM1
	Insulating sleeve, red	10	NSYTRAATP1	10	NSYTRAATP1	10	NSYTRAATP1
Test adaptor	For plug-in bridge shaft	10	NSYTRAPT	10	NSYTRAPT	10	NSYTRAPT
Warning label	Yellow	10	NSYTRACS4	10	NSYTRACS2	10	NSYTRACS2
Marker tag holder	For ●AB35 end stop	100	NSYTRASB4	100	NSYTRASB4	100	NSYTRASB4
DIN rail 35 x 7.2 mm	Perforated, 2 m long	20	NSYSDR200BD	20	NSYSDR200BD	20	NSYSDR200BD
Marking accessories		See page 90					
General data							
	Strip length (mm)	9		9		9	
	Screw thread	M3		M3		M3	
	Torque (Nm)	0.6 - 0.8		0.5 - 0.6		0.5 - 0.6	




* The 3 levels are connected.



Screw terminal blocks - Double deck Grounding



		NSYTRV23PE	NSYTRV24PE	NSYTRV43PE			
Nominal c.s.a.		2.5 mm ²	2.5 mm ²	4 mm ²			
	Type of block	Grounding - Multi-pole	Grounding - Multi-pole	Grounding - Multi-pole			
	Type of connection	1 pole - 1 x 2	1 pole - 2 x 2	1 pole - 1 x 2			
	Color	Green/Yellow	Green/Yellow	Green/Yellow			
Max. electric values		-	-	-			
Dimensions (mm)							
	Length	57.8	65.4	57.8			
	Height	47.5	47.5	47.5			
	Width	5.2	5.2	6.2			
Cabling c.s.a. (mm ²)		2.5	2.5	4			
	Flexible cable	0.14 - 4	0.14 - 4	0.14 - 6			
	Solid cable	0.14 - 4	0.14 - 4	0.14 - 6			
Nominal electric values							
	IEC/EN 60947-7-1	-	-	-			
	UL	26 - 12 AWG	26 - 12 AWG	26 - 10 AWG			
	CSA	26 - 12 AWG	26 - 12 AWG	26 - 10 AWG			
	ATEX	-	-	-			
Certifications		UL, CSA, ATEX, IECEx, EAC	UL, CSA, ATEX, IECEx, EAC	UL, CSA, ATEX, IECEx, GL, LR, DNV, EAC			
Terminal blocks							
		Sold in lots of	Unit reference	Sold in lots of	Unit reference	Sold in lots of	Unit reference
	Green/Yellow	50	NSYTRV23PE	50	NSYTRV24PE	50	NSYTRV43PE
Accessories							
End stop for 35 mm DIN rail	Clip-on, 5.2 mm	50	NSYTRAAB35	50	NSYTRAAB35	50	NSYTRAAB35
	With screw, 9.5 mm	50	NSYTRAABV35	50	NSYTRAABV35	50	NSYTRAABV35
End plate, width 2.2 mm	Grey	50	NSYTRAC23	50	NSYTRAC24	50	NSYTRAC23
	Grey, partial plate	-	-	-	-	-	-
Partition plate, width 2 mm	Grey	50	NSYTRAP23	50	NSYTRAP24	50	NSYTRAP23
	Blue	-	-	-	-	-	-
Plug-in bridge Red	2-pole	50	NSYTRAL22	50	NSYTRAL22	50	NSYTRAL42
	3-pole	50	NSYTRAL23	50	NSYTRAL23	50	NSYTRAL43
	4-pole	50	NSYTRAL24	50	NSYTRAL24	50	NSYTRAL44
	5-pole	50	NSYTRAL25	50	NSYTRAL25	50	NSYTRAL45
	10-pole	10	NSYTRAL210	10	NSYTRAL210	10	NSYTRAL410
	20-pole	10	NSYTRAL220	10	NSYTRAL220	10	NSYTRAL420
Test plug	Metalic part, Ø 2.3 mm	10	NSYTRAATM1	10	NSYTRAATM1	10	NSYTRAATM1
	Insulating sleeve, red	10	NSYTRAATP1	10	NSYTRAATP1	10	NSYTRAATP1
Test adaptor	For plug-in bridge shaft	10	NSYTRAFT	10	NSYTRAFT	10	NSYTRAFT
Warning label	Yellow	10	NSYTRACS2	10	NSYTRACS2	100	NSYTRACS4
Marker tag holder	For ●AB35 end stop	100	NSYTRASB4	100	NSYTRASB4	20	NSYTRASB4
DIN rail 35 x 7.2 mm	Perforated, 2 m long	20	NSYSDR200BD	20	NSYSDR200BD	20	NSYSDR200BD
Marking accessories		See page 90					
General data							
	Strip length (mm)	9		9		9	
	Screw thread	M3		M3		M3	
	Torque (Nm)	0.5 - 0.6		0.5 - 0.6		0.6 - 0.8	




NSYTRV44PE	NSYTRV24DPE	NSYTRV44DPE	NSYTRV26TPE
4 mm ²	2.5 mm ²	4 mm ²	2,5 mm ²
Grounding - Multi-pole	Grounding - Double deck	Grounding - Double deck	Grounding - 3 Levels
1 pole - 2 x 2	1 pole - 2 x 2	1 pole - 2 x 2	1 pole - 3 x 3
Green/Yellow	Green/Yellow	Green/Yellow	Green/Yellow
-	-	-	-

65.4	69.9	69.9	90
47.5	65	65	77.5
6.2	5.2	6.2	5.2
4	2.5	4	2.5
0.14 - 6	0.14 - 4	0.14 - 6	0.14 - 4
0.14 - 6	0.14 - 4	0.14 - 6	0.14 - 4
-	-	-	-
26 - 10 AWG	26 - 12 AWG	26 - 10 AWG	26 - 12 AWG
26 - 10 AWG	26 - 12 AWG	26 - 10 AWG	26 - 12 AWG
-	-	-	-
UL, CSA, ATEX, IECEx, GL, LR, DNV, EAC	UL, CSA, ATEX, IECEx, GL, LR, DNV, EAC	UL, CSA, ATEX, IECEx, GL, LR, DNV, EAC	UL, CSA, EAC

Sold in lots of	Unit reference	Sold in lots of	Unit reference	Sold in lots of	Unit reference	Sold in lots of	Unit reference
50	NSYTRV44PE	50	NSYTRV24DPE	50	NSYTRV44DPE	50	NSYTRV26TPE
50	NSYTRAAB35	50	NSYTRAAB35	50	NSYTRAAB35	50	NSYTRAAB35
50	NSYTRAABV35	50	NSYTRAABV35	50	NSYTRAABV35	50	NSYTRAABV35
50	NSYTRAC24	50	NSYTRACE24	50	NSYTRACE24	50	NSYTRACE26
-	-	50	NSYTRACEP24	50	NSYTRACEP24	-	-
50	NSYTRAP24	50	NSYTRAPE24	50	NSYTRAPE24	-	-
-	-	-	-	-	-	-	-
50	NSYTRAL42	50	NSYTRAL22	50	NSYTRAL42	50	NSYTRAL22
50	NSYTRAL43	50	NSYTRAL23	50	NSYTRAL43	50	NSYTRAL23
50	NSYTRAL44	50	NSYTRAL24	50	NSYTRAL44	50	NSYTRAL24
50	NSYTRAL45	50	NSYTRAL25	50	NSYTRAL45	50	NSYTRAL25
10	NSYTRAL410	10	NSYTRAL210	10	NSYTRAL410	10	NSYTRAL210
10	NSYTRAL420	10	NSYTRAL220	10	NSYTRAL420	10	NSYTRAL220
10	NSYTRAATM1	10	NSYTRAATM1	10	NSYTRAATM1	10	NSYTRAATM1
10	NSYTRAATP1	10	NSYTRAATP1	10	NSYTRAATP1	10	NSYTRAATP1
10	NSYTRAFT	10	NSYTRAFT	10	NSYTRAFT	10	NSYTRAFT
100	NSYTRACS4	100	NSYTRACS2	100	NSYTRACS4	10	NSYTRACS2
20	NSYTRASB4	20	NSYTRASB4	20	NSYTRASB4	100	NSYTRASB4
20	NSYSDR200BD	20	NSYSDR200BD	20	NSYSDR200BD	20	NSYSDR200BD

9	9	9	9
M3	M3	M3	M3
0.6 - 0.8	0.5 - 0.6	0.6 - 0.8	0.5 - 0.6

Screw terminal blocks - Disconnect





		NSYTRV22SC
Nominal c.s.a.		2.5 mm ²
	Type of block	Disconnect (blade)
	Type of connection	1 pole - 1 x 1
	Color	Grey
Max. electric values (U _{max} , I _{max})		400 V, 20 A
Dimensions (mm)		
	Length	57.8
	Height	49.1
	Width	5.2
Cabling c.s.a. (mm ²)		2.5
	Flexible cable	0.14 - 4
	Solid cable	0.14 - 4
Nominal electric values		
	IEC/EN 60947-7-1	400 V, 20 A
	UL	300 V, 16 A, 26 - 12 AWG
	CSA	300 V, 16 A, 26 - 12 AWG
	ATEX	-
Certifications		UL, CSA, EAC

Terminal blocks			
		Sold in lots of	Unit reference
	Grey	50	NSYTRV22SC
	Grey, with test points	50	NSYTRV22ST
	Orange, with test points	-	-

Accessories				
1	End stop	Clip-on, 5.2 mm	50	NSYTRAAB35
2	for 35 mm DIN rail	With screw, 9.5 mm	50	NSYTRAABV35
3	End plate, width 2.2 mm	Grey	50	NSYTRAC23
		Grey, partial plate	-	-
4	Partition plate, width 2 mm	Grey	50	NSYTRAP23
		Blue	-	-
5	Plug-in bridge	Red		
		2-pole	50	NSYTRAL22
		3-pole	50	NSYTRAL23
		4-pole	50	NSYTRAL24
		5-pole	50	NSYTRAL25
		10-pole	10	NSYTRAL210
	20-pole	10	NSYTRAL220	
	Vertical bridge	1-pole	-	-
14	Removable carrier width 6.1 mm 6 A max	For fuse 5 x 20 mm	-	-
		For fuse 5 x 20 mm 110 - 250 V LED	-	-
		For fuse 5 x 20 mm 12 - 30 V LED	-	-
15	Removable carrier width 5.1 mm 6 A max	For component	-	-
		With 1N4007 diode	-	-
8	Test plug	Metallic part, Ø 2.3 mm	10	NSYTRAATM1
		Insulating sleeve, red	10	NSYTRAATP1
9	Test adaptor	For plug-in bridge shaft	10	NSYTRAFT
10	Warning label	Yellow	10	NSYTRACS4
11	Marker tag holder	For ●AB35 end stop	100	NSYTRASB4
12	DIN rail 35 x 7.2 mm	Perforated, 2 m long	20	NSYSDR200BD
13	Marking accessories		See page 90	

General data	
Strip length (mm)	9
Screw thread	M3
Torque (Nm)	0.5 - 0.6





NSYTRV22TB	NSYTRV42SC	NSYTRV42TB	NSYTRV42SCD	NSYTRV24SCD
2.5 mm ²	4 mm ²	4 mm ²	4 mm ²	2.5 mm ²
Disconnect (for carrier)	Disconnect (blade)	Disconnect (for carrier)	Disconnect - Double deck	Disconnect - Double deck
1 pole - 1 x 1	1 pole - 1 x 1	1 pole - 1 x 1	2 pole - 1 x 1	2 pole - 1 x 1
Grey	Grey	Grey	Grey	Grey
400 V, 20 A	500 V, 20 A	400 V, 20 A	500 V, 38 A	500 V, 38 A
57.8	57.8	57.8	69.9	69.9
47.5	49.1	47.5	65	65
5.2	6.2	6.2	6.2	5.2
2.5	4	4	4	2.5
0.14 - 4	0.14 - 6	0.14 - 6	0.14 - 6	0.14 - 4
0.14 - 4	0.14 - 6	0.14 - 6	0.14 - 6	0.14 - 4
400 V, 20 A	500 V, 20 A	500 V, 20 A	500 V, 30 A	500 V, 30 A
600 V, 16 A, 26 - 12 AWG	600 V, 16 A, 26 - 10 AWG	600 V, 16 A, 26 - 10 AWG	300 V, 30 A, 26 - 10 AWG	300 V, 30 A, 26 - 12 AWG
600 V, 16 A, 26 - 12 AWG	600 V, 16 A, 26 - 10 AWG	600 V, 16 A, 26 - 10 AWG	300 V, 30 A, 26 - 10 AWG	-
-	-	-	-	-
UL, CSA, EAC	UL, CSA, EAC	UL, CSA, EAC	UL, CSA, EAC	UL, EAC

Sold in lots of	Unit reference	Sold in lots of	Unit reference	Sold in lots of	Unit reference	Sold in lots of	Unit reference	Sold in lots of	Unit reference
50	NSYTRV22TB	50	NSYTRV42SC	50	NSYTRV42TB	50	NSYTRV42SCD	-	-
-	-	50	NSYTRV42ST	-	-	-	-	50	NSYTRV24SCD(1)
-	-	50	NSYTRV42STAR	-	-	-	-	-	-

50	NSYTRAAB35	50	NSYTRAAB35	50	NSYTRAAB35	50	NSYTRAAB35	50	NSYTRAAB35
50	NSYTRAABV35	50	NSYTRAABV35	50	NSYTRAABV35	50	NSYTRAABV35	50	NSYTRAABV35
50	NSYTRAC23	-	Included	-	Included	50	NSYTRACE24	50	NSYTRACED24
-	-	-	-	-	-	50	NSYTRACPE24	-	-
50	NSYTRAP23	50	NSYTRAP23	50	NSYTRAP23	50	NSYTRAPE24	-	-
-	-	-	-	-	-	-	-	-	-
50	NSYTRAL22	50	NSYTRAL42	50	NSYTRAL42	50	NSYTRAL42	-	-
50	NSYTRAL23	50	NSYTRAL43	50	NSYTRAL43	50	NSYTRAL43	-	-
50	NSYTRAL24	50	NSYTRAL44	50	NSYTRAL44	50	NSYTRAL44	-	-
50	NSYTRAL25	50	NSYTRAL45	50	NSYTRAL45	50	NSYTRAL45	-	-
10	NSYTRAL210	10	NSYTRAL410	10	NSYTRAL410	10	NSYTRAL410	-	-
10	NSYTRAL220	10	NSYTRAL420	10	NSYTRAL420	10	NSYTRAL420	-	-
-	-	-	-	-	-	-	-	-	-
10	NSYTRASF520	-	-	10	NSYTRASF520	-	-	-	-
10	NSYTRASF520M	-	-	10	NSYTRASF520M	-	-	-	-
10	NSYTRASF520B	-	-	10	NSYTRASF520B	-	-	-	-
10	NSYTRASV1	-	-	10	NSYTRASV1	-	-	-	-
10	NSYTRASV2	-	-	10	NSYTRASV2	-	-	-	-
10	NSYTRAATM1	10	NSYTRAATM1	10	NSYTRAATM1	10	NSYTRAATM1	10	NSYTRAATM1
10	NSYTRAATP1	10	NSYTRAATP1	10	NSYTRAATP1	10	NSYTRAATP1	10	NSYTRAATP1
10	NSYTRAFT	10	NSYTRAFT	10	NSYTRAFT	10	NSYTRAFT	10	NSYTRAFT
10	NSYTRACS4	10	NSYTRACS4	10	NSYTRACS4	10	NSYTRACS4	10	NSYTRACS4
100	NSYTRASB4	100	NSYTRASB4	100	NSYTRASB4	100	NSYTRASB4	100	NSYTRASB4
20	NSYSR200BD	20	NSYSR200BD	20	NSYSR200BD	20	NSYSR200BD	20	NSYSR200BD

9	9	9	9	9
M3	M3	M3	M3	M3
0.5 - 0.6	0.6 - 0.8	0.6 - 0.8	0.6 - 0.8	0.5 - 0.6

(1) Disconnect knife on each level.

Screw terminal blocks - Fuse disconnect



		NSYTRV162SF	NSYTRV42SF5	NSYTRV42SF6			
Nominal c.s.a.	Nominal c.s.a.	16 mm ²	4 mm ²	16 mm ²			
	Type of block	Disconnect (fixed carrier)	Disconnect (Lever-type fuse)	Disconnect (Lever-type fuse)			
	Type of connection	1 pole - 1 x 1	1 pole - 1 x 1	1 pole - 1 x 1			
	Type of fuse	G-fuse cartridge 5 x 20 mm	G-fuse cartridge 5 x 20 mm	G-fuse cartridge 6.3 x 32 mm			
	Color	Black	Black	Black			
Max. electric values (U _{max} , I _{max})	500 V, 10 A	500 V, 6.3 A	500 V, 10 A				
Dimensions (mm)							
	Length	62	72.5	79			
	Height	57.2	56.5	60.5			
	Width	12	8.2	10.2			
Cabling c.s.a. (mm ²)		16	4	16			
	Flexible cable	0.5 - 16	0.2 - 4	0.5 - 16			
	Solid cable	0.5 - 16	0.2 - 4	0.5 - 16			
Nominal electric values							
	IEC/EN 60947-7-1	500 V, 10 A	500 V, 6.3 A	500 V, 10 A			
	UL	300 V, 20 A, 24 - 6 AWG	600 V, 12 A, 26 - 10 AWG	600 V, 10 A, 26 - 8 AWG			
	CSA	300 V, 20 A, 24 - 6 AWG	600 V, 12 A, 26 - 10 AWG	600 V, 10 A, 26 - 8 AWG			
	ATEX	-	-	-			
Certifications		UL, CSA, LR, DNV, EAC	UL, CSA, EAC	UL, CSA, EAC			
Terminal blocks							
		Sold in lots of	Unit reference	Sold in lots of	Unit reference	Sold in lots of	Unit reference
	Black	50	NSYTRV162SF	50	NSYTRV42SF5	50	NSYTRV42SF6
	Black, with light indicator, 12-30 V AC/DC (1)	-	-	50	NSYTRV42SF5LD	50	NSYTRV42SF6LD
	Black, with light indicator, 110-250 V AC/DC (2)	-	-	50	NSYTRV42SF5LA	50	NSYTRV42SF6LA
Accessories							
End stop	Clip-on, 5.2 mm	50	NSYTRAAB35	50	NSYTRAAB35	50	NSYTRAAB35
for 35 mm DIN rail	With screw, 9.5 mm	50	NSYTRAABV35	50	NSYTRAABV35	50	NSYTRAABV35
End plate, width 2.2 mm	Grey	-	Included	-	Included	-	Included
Vertical bridge	1-pole	-	-	-	-	-	-
Screw bridge	2-pole	10	NSYTRALF1610	-	-	-	-
Test plug	Metalic part, Ø 2.3 mm	10	NSYTRAATM1	10	NSYTRAATM1	10	NSYTRAATM1
	Insulating sleeve, red	10	NSYTRAATP1	10	NSYTRAATP1	10	NSYTRAATP1
Test adaptor	For plug-in bridge shaft	-	-	-	-	-	-
Warning label	Yellow	-	-	-	-	-	-
Marker tag holder	For ●AB35 end stop	100	NSYTRASB4	100	NSYTRASB4	100	NSYTRASB4
DIN rail 35 x 7.2 mm	Perforated, 2 m long	20	NSYSDR200BD	20	NSYSDR200BD	20	NSYSDR200BD
Marking accessories		See page 90					
General data							
	Strip length (mm)	11	8	9			
	Screw thread	M4	M3	M3			
	Torque (Nm)	1.5 - 1.8	0.5 - 0.8	0.6 - 0.8			


Notes:

If the fuse is inoperable, the downstream circuit is not off load.

The current is determined by the fuse used, the voltage by the light indicator. Observe max. power dissipation.


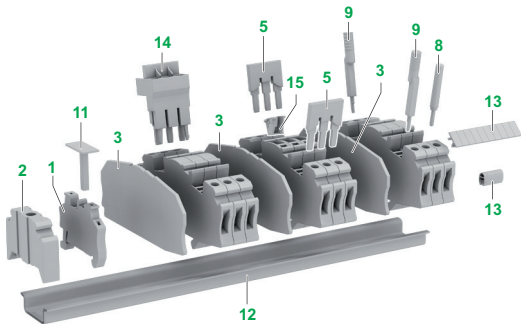


Screw terminal blocks - Measuring terminals




PB50208SE-35

		NSYTRV62TTD		
Nominal c.s.a.	Type of block	Knife disconnect		
	Type of connection	1 pole - 1 x 1		
	Color	Grey		
	Max. electric values (U _{max} , I _{max})	500 V, 30 A		
Dimensions (mm)				
	Length	100.8		
	Height	49.6		
	Width	8.2		
Cabling c.s.a. (mm ²)		6		
	Flexible cable	0.2 - 10		
	Solid cable	0.2 - 10		
Nominal electric values				
	IEC/EN 60947-7-1	500 V, 30 A		
	UL	600 V, 30 A. 24 - 8 AWG		
	CSA	600 V, 30 A. 24 - 8 AWG		
	ATEX	-		
Certifications		UL, CSA, EAC		
Terminal blocks				
		Sold in lots of	Unit reference	
	Grey	50	NSYTRV62TTD	
	Green/Yellow	-	-	
Accessories				
1	End stop	Clip-on, 5.2 mm	50	NSYTRAAB35
2	for 35 mm DIN rail	With screw, 9.5 mm	50	NSYTRAABV35
3	End plate, width 2.2 mm	Grey	50	NSYTRACT22
		Blue	-	-
14	Switching jumper, pluggable	2 points	10	NSYTRASJ2
		3 points	10	NSYTRASJ3
		4 points	10	NSYTRASJ4
		5 points	10	NSYTRASJ5
5	Plug-in bridge	2-pole	10	NSYTRAL62
		3-pole	10	NSYTRAL63
		4-pole	-	-
		5-pole	10	NSYTRAL65
		10-pole	10	NSYTRAL610
15	Switching lock	Pluggable	10	NSYTRASJ6
		Locking	10	NSYTRASJ7
8	Test plug	Metallic part, Ø 2.3 mm	10	NSYTRAATM1
		Insulating sleeve, red	10	NSYTRAATP1
9	Test plug adaptor For plug-in bridge shaft	Grey	10	NSYTRAFT
		Orange	10	NSYTRAFTAR
		Yellow	10	NSYTRAFTYE
		Green	10	NSYTRAFTGN
11	Marker tag holder	For ●AB35 end stop	100	NSYTRASB4
12	DIN rail 35 x 7.2 mm	Perforated, 2 m long	20	NSYSDR200BD
13	Marking accessories		See page 90	
General data				
	Strip length (mm)	10		
	Screw thread	M4		
	Torque (Nm)	1.5 - 1.8		





PB50208SE-35

Only two **NSYTRV62TTD** measuring transducer disconnect terminal blocks are required for a current transformer measuring circuit. This means that less space is required compared to a circuit design using slide-type terminal blocks.

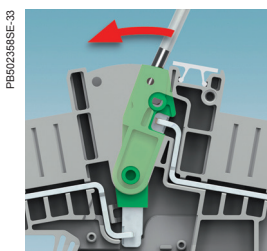


PB50208SE-32


The new **NSYTRV62TT** measuring transducer disconnect terminal blocks with screw connection technology are characterised by easy operation and clarity. All switching statuses are instantly clearly visible. Due to the extensive range of flexible accessories, costs and time are saved when executing all transducer test circuit tasks.



NSYTRV62TT		NSYTRV62TTPE	
6 mm ²		6 mm ²	
Passthrough		Grounding	
1 pole - 1 x 1		1 pole - 1 x 1	
Grey		Green/Yellow	
500 V, 30 A		-	
100.8		100.8	
49.6		49.6	
8.2		8.2	
6		6	
0.2 - 10		0.2 - 10	
0.2 - 10		0.2 - 10	
500 V, 30 A		-	
600 V, 30 A, 24 - 8 AWG		24 - 8 AWG	
600 V, 30 A, 24 - 8 AWG		24 - 8 AWG	
-		-	
UL, CSA, EAC		UL, CSA, EAC	
Sold in lots of	Unit reference	Sold in lots of	Unit reference
50	NSYTRV62TT	-	-
-	-	50	NSYTRV62TTPE
50	NSYTRAAB35	50	NSYTRAAB35
50	NSYTRAABV35	50	NSYTRAABV35
50	NSYTRACT22	50	NSYTRACT22
-	-	-	-
10	NSYTRASJ2	-	-
10	NSYTRASJ3	-	-
10	NSYTRASJ4	-	-
10	NSYTRAL62	10	NSYTRAL62
10	NSYTRAL63	10	NSYTRAL63
-	-	-	-
10	NSYTRAL65	10	NSYTRAL65
10	NSYTRAL610	10	NSYTRAL610
10	NSYTRASJ6	-	-
10	NSYTRAATM1	10	NSYTRAATM1
10	NSYTRAATP1	10	NSYTRAATP1
10	NSYTRAFT	10	NSYTRAFT
10	NSYTRAFTAR	10	NSYTRAFTAR
10	NSYTRAFTYE	10	NSYTRAFTYE
10	NSYTRAFTGN	10	NSYTRAFTGN
100	NSYTRASB4	100	NSYTRASB4
20	NSYSDR200BD	20	NSYSDR200BD
10		10	
M4		M4	
1.5 - 1.8		1.5 - 1.8	





The longitudinal isolating switch contacts snap safely into their respective switching state. Imprinted switching symbols ensure clarity. The optional switching lock snaps in and effectively prevents accidental switching. For simultaneous actuation, two switches can be connected to each other using a connection bridge.



The NSYTRASJ switch jumpers can be placed on both sides of the disconnect point in the bridge shaft and can be securely snapped in irrespective of the terminal strip configuration. The bridge for the transformer short-circuit can be securely engaged in the end positions and screw terminal points are used to make contact.

Screw terminal blocks - Neutral disconnect




		NSYTRV42NE	NSYTRV62NE
Nominal c.s.a.		4 (6) mm ²	6 (10) mm ²
	Type of block	Neutral disconnect	Neutral disconnect
	Type of connection	1 pole - 1 x 1	1 pole - 1 x 1
	Color	Blue	Blue
Max. electric values (U _{max} , I _{max})		250 V, 32 A	400 V, 41 A
Dimensions (mm)			
	Length	55	55
	Height	47,5	47,5
	Width	6,2	8.2
Cabling c.s.a. (mm ²)		4	6
	Flexible cable	0.14 - 6	0.2 - 10
	Solid cable	0.14 - 6	0.2 - 10
Nominal electric values			
	IEC/EN 60947-7-1	250 V, 32 A	400 V, 41 A
	UL	-	-
	CSA	-	-
	ATEX	-	-
Certifications		EAC	EAC




Terminal blocks		Sold in lots of	Unit reference	Sold in lots of	Unit reference
	Blue	50	NSYTRV42NE	50	NSYTRV62NE

Accessories					
End stop for 35 mm DIN rail	Clip-on, 5.2 mm	50	NSYTRAAB35	50	NSYTRAAB35
	With screw, 9.5 mm	50	NSYTRAABV35	50	NSYTRAABV35
End plate, width 2.2 mm	Grey	50	NSYTRAC22	50	NSYTRAC22
	Blue	50	NSYTRAC22BL	50	NSYTRAC22BL
Partition plate, width 2 mm	Grey	50	NSYTRAP22	50	NSYTRAP22
	Blue	50	NSYTRAP22BL	50	NSYTRAP22BL
Plug-in bridge Red	2-pole	50	NSYTRAL42	10	NSYTRAL62
	3-pole	50	NSYTRAL43	10	NSYTRAL63
	4-pole	50	NSYTRAL44	-	-
	5-pole	50	NSYTRAL45	50	NSYTRAL65
	10-pole	10	NSYTRAL410	10	NSYTRAL610
	20-pole	10	NSYTRAL420	-	-
	Blue	10-pole	10	NSYTRAL410BL	-
Grey	10-pole	10	NSYTRAL410GR	-	-
Copper neutral bar	1m long, 10 x 3 mm	10	NSYTRACB103	10	NSYTRACB103
Terminal clamp for neutral bar		25	NSYBPCH516	25	NSYBPCH516
Test plug	Metallic part, Ø 2.3 mm	10	NSYTRAATM1	10	NSYTRAATM1
	Insulating sleeve, red	10	NSYTRAATP1	10	NSYTRAATP1
Test adaptor	For plug-in bridge shaft	10	NSYTRAFT	10	NSYTRAFT
Marker tag holder	For ●AB35 end stop	100	NSYTRASB4	100	NSYTRASB4
DIN rail 35 x 7.2 mm	Perforated, 2 m long	20	NSYSDR200BD	20	NSYSDR200BD
Marking accessories		See page 90			

General data




All **NSYTRV●●NE** disconnect terminal blocks have a screwless disconnect slide. When this is levered over with a standard screwdriver, the contact fork slides onto the busbar. The slide engages in the end positions to provide additional protection against accidental actuation. The shape of the **NSYTRV●●NE** disconnect terminal blocks is the same as for the screw terminal blocks **NSYTRV**.



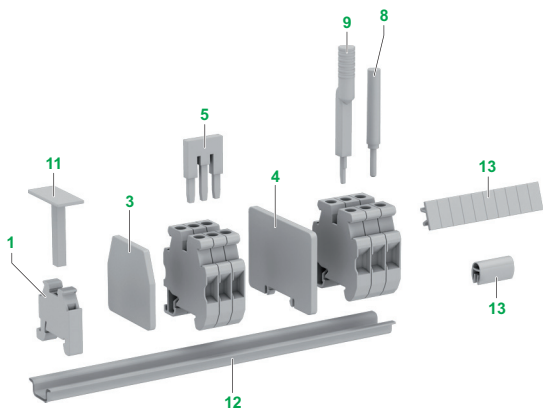
NSYTRV25LL	NSYTRV25LLPE	NSYTRV25NLPE
2,5 mm ²	2,5 mm ²	2,5 mm ²
Installation - 2 phases	Installation - 2 phases + grounding	Installation - 1 phase + grounding + neutral disconnect
2 pole - 1 x 1	3 pole - 1 x 1	3 pole - 1 x 1
Grey	Grey	Grey
250 V, 30 A	250 V, 30 A	LL 400V, 250 V, 30 A
93.5	93.5	93.5
51.5	51.5	51.5
5.2	5.2	5.2
2.5	2.5	2.5
0.2 - 4	0.2 - 4	0.2 - 4
0.2 - 4	0.2 - 4	0.2 - 4
250 V, 24 A	250 V, 24 A	LL 400V, 250 V, 24 A
300 V, 20 A, 26 - 12 AWG	300 V, 20 A, 26 - 12 AWG	300 V, 20 A, 26 - 12 AWG
300 V, 20 A, 26 - 12 AWG	300 V, 20 A, 26 - 12 AWG	300 V, 20 A, 26 - 12 AWG
-	-	-
UL, CSA, EAC	UL, CSA, EAC	UL, CSA, EAC




Sold in lots of	Unit reference	Sold in lots of	Unit reference	Sold in lots of	
50	NSYTRV25LL	50	NSYTRV25LLPE	50	
50	NSYTRAAB35	50	NSYTRAAB35	50	
50	NSYTRAABV35	50	NSYTRAABV35	50	
50	NSYTRAC25	50	NSYTRAC25	50	
	-		-		
	-		-		
	-		-		
50	NSYTRAL22	50	NSYTRAL22	50	
50	NSYTRAL23	50	NSYTRAL23	50	
50	NSYTRAL24	50	NSYTRAL24	50	
50	NSYTRAL25	50	NSYTRAL25	50	
10	NSYTRAL210	10	NSYTRAL210	10	
10	NSYTRAL220	10	NSYTRAL220	10	
10	NSYTRAL210BL	10	NSYTRAL210BL	10	
10	NSYTRAL210GR	10	NSYTRAL210GR	10	
	-		-	10	
	-		-	25	
10	NSYTRAATM1	10	NSYTRAATM1	10	
10	NSYTRAATP1	10	NSYTRAATP1	10	
10	NSYTRAFT	10	NSYTRAFT	10	
100	NSYTRASB4	100	NSYTRASB4	100	
20	NSYSR200BD	20	NSYSR200BD	20	

Screw terminal blocks - Miniature passthrough




		NSYTRV22M			
Nominal c.s.a.		2.5 mm ²			
	Type of block	Passthrough			
	Type of connection	1 pole - 1 x 1			
	Color	Grey			
Max. electric values (U _{max} , I _{max})		500 V, 24 A			
Dimensions (mm)					
	Length	30			
	Height	34			
	Width	5.2			
Mounting on		NS15 DIN rail			
Cabling c.s.a. (mm ²)		2.5			
	Flexible cable	0.2 - 2.5			
	Solid cable	0.2 - 4			
Nominal electric values					
	IEC/EN 60947-7-1	500 V, 24 A			
	UL	600 V, 20 A, 24 - 12 AWG			
	CSA	600 V, 20 A, 24 - 12 AWG			
	ATEX	500 V, 20 A			
Certifications		UL, CSA, VDE, ATEX, IECEx, EAC			
Terminal blocks					
		Sold in lots of			
	Grey	50			
	Blue	50			
		Unit reference			
		NSYTRV22M			
		NSYTRV22MBL			
Accessories					
1	End stop for 15 mm DIN rail	Clip-on, 5.2 mm	50	NSYTRAAB15	
3	End plate	Grey	50	NSYTRACM22	
4	Partition plate	Grey	50	NSYTRAPM22	
5	Plug-in bridge	Red	2-pole	50	NSYTRAL22
			3-pole	50	NSYTRAL23
			4-pole	50	NSYTRAL24
			5-pole	50	NSYTRAL25
			10-pole	10	NSYTRAL210
			20-pole	10	NSYTRAL220
			Blue	10-pole	10
	Grey	10-pole	10	NSYTRAL210GR	
11	Marker tag holder	For AB15 end stop	100	NSYTRASB4	
12	DIN rail 15 x 5mm	Perforated, 2m long	10	NSYTRADR155	
13	Marking accessories		See page 90		
General data					
	Strip length (mm)		9		
	Screw thread		M3		
	Torque (Nm)		0.5 - 0.6		




Screw terminal blocks - Miniature grounding						
						
NSYTRV42M		NSYTRV22MPE		NSYTRV42MPE		
4 mm ²		2.5 mm ²		4 mm ²		
Passthrough		Grounding		Grounding		
1 pole - 1 x 1		1 pole - 1 x 1		1 pole - 1 x 1		
Grey		Green/Yellow		Green/Yellow		
500 V, 32 A		-		-		
30		30		30		
34		34		34		
6.2		5.2		6.2		
NS15 DIN rail		NS15 DIN rail		NS15 DIN rail		
4		2.5		4		
0.2 - 4		0.2 - 2.5		0.2 - 4		
0.2 - 6		0.2 - 4		0.2 - 6		
500 V, 32 A		-		-		
600 V, 30 A, 24 - 10 AWG		24 - 12 AWG		24 - 10 AWG		
600 V, 30 A, 24 - 10 AWG		24 - 12 AWG		24 - 10 AWG		
500 V, 30 A		-		-		
UL, CSA, VDE, ATEX, IECEx, EAC		UL, CSA, VDE, ATEX, IECEx, EAC		UL, CSA, VDE, ATEX, IECEx, EAC		
Sold in lots of	Unit reference	Sold in lots of	Unit reference	Sold in lots of	Unit reference	
50	NSYTRV42M	50	NSYTRV22MPE	50	NSYTRV42MPE	
50	NSYTRV42MBL	-	-	-	-	
50	NSYTRAAB15	50	NSYTRAAB15	50	NSYTRAAB15	
50	NSYTRACM22	50	NSYTRACM22	50	NSYTRACM22	
50	NSYTRAPM22	50	NSYTRAPM22	50	NSYTRAPM22	
50	NSYTRAL42	-	-	-	-	
50	NSYTRAL43	-	-	-	-	
50	NSYTRAL44	-	-	-	-	
50	NSYTRAL45	-	-	-	-	
10	NSYTRAL410	-	-	-	-	
10	NSYTRAL420	-	-	-	-	
10	NSYTRAL410BL	-	-	-	-	
10	NSYTRAL410GR	-	-	-	-	
100	NSYTRASB4	100	NSYTRASB4	100	NSYTRASB4	
10	NSYTRADR155	10	NSYTRADR155	10	NSYTRADR155	
8		9		8		
M3		M3		M3		
0.6 - 0.8		0.5 - 0.6		0.6 - 0.8		

Selection guide **44**




Passthrough **48**




Grounding **52**










Double deck **56**




Disconnect **60**



Miniature **64**





		Passthrough			
		Passthrough			
					
Nominal c.s.a (mm ²)		2.5	4	6	10, 16 & 35
Number of poles	1 - 1 x 1	NSYTRR22	NSYTRR42	NSYTRR62	NSYTRR102 NSYTRR162 NSYTRR352
	1 - 1 x 2	NSYTRR23	NSYTRR43	NSYTRR63	-
	1 - 2 x 2	NSYTRR24	NSYTRR44	-	-
	1 - 2 x 4	-	-	-	-
	1 - 3 x 3	-	-	-	-
	2 - 1 x 1	-	-	-	-
	2 - 1 x 2	-	-	-	-
	3 - 1 x 1	-	-	-	-
Colors	Grey	■	■	■	■
	Blue	NSYTRR22BL NSYTRR23BL NSYTRR24BL	NSYTRR42BL NSYTRR43BL NSYTRR44BL	NSYTRR62BL	NSYTRR102BL NSYTRR162BL NSYTRR352BL
	Green/yellow (PE)	-	-	-	-
	Orange	NSYTRR22AR NSYTRR23AR NSYTRR24AR	NSYTRR42AR NSYTRR43AR NSYTRR44AR	-	-
	Black	-	-	-	-
	With flange	-	-	-	-
Mounting on	35 mm 	■	■	■	■
	35 mm 	■	■	■	■
	15 mm 	-	-	-	-
See pages	48/49	49/50	50/51	51	







PBE02354-70




Vertical bridge

The NSYTRALV24R vertical bridge offers the option of connecting both levels of the standard double-level NSYTRR24D and NSYTRR44D terminal blocks.



Grounding				
PB602138-20 	PB602146-20 	PB602152-20 	PB602285-20 	
2.5	4	6	10, 16 & 35	
NSYTRR22PE	NSYTRR42PE	NSYTRR62PE	NSYTRR102PE NSYTRR162PE NSYTRR352PE	
NSYTRR23PE	NSYTRR43PE	-	-	
NSYTRR24PE	NSYTRR44PE	-	-	
-	-	-	-	
-	-	-	-	
-	-	-	-	
-	-	-	-	
-	-	-	-	
-	-	-	-	
■	■	■	■	
-	-	-	-	
-	-	-	-	
■	■	■	■	
■	■	■	■	
-	-	-	-	
52	53	53	54	

		Double deck		Disconnect		
		Passthrough		Blade		
		Passthrough		Removable carrier		
						
Nominal c.s.a (mm ²)		2.5 & 4		2.5 & 4		
Number of poles	1 - 1 x 1	-		NSYTRR22SC NSYTRR42SC		
	1 - 1 x 2	-		NSYTRR23SC		
	1 - 2 x 2	-		-		
	1 - 2 x 4	-		-		
	1 - 3 x 3	NSYTRR26TC		-		
	2 - 1 x 1	NSYTRR24D NSYTRR44D		NSYTRR24SCD		
	2 - 1 x 2	-		-		
	3 - 1 x 1	NSYTRR26T		-		
Colors	Grey	■		■		
	Blue	NSYTRR24DBL NSYTRR44DBL NSYTRR26TBL		-		
	Green/yellow (PE)	NSYTRR24DPE NSYTRR44DPE NSYTRR26TPE		-		
	Orange	-		NSYTRR22SCAR NSYTRR42SCAR NSYTRR23SCAR		
	Black	-		-		
	With flange	-		-		
	Mounting on	-		-		
Mounting on	35 mm 	■		■		
	35 mm 	■		■		
	15 mm 	-		-		
See pages	56/57/58		60/61		61/62	




Miniature terminal blocks with maximum usage

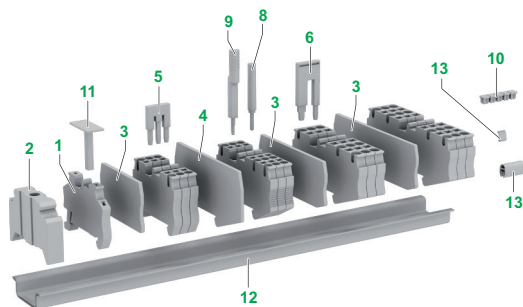
Due to its space saving design, mini spring-cage terminal blocks are ideal for wiring in extremely restricted spaces. The generous connection space enables fast wiring of both stranded and solid conductors. They can be mounted on NS 15 DIN rail or directly mounted using screw flange or engagement pins.





Miniature			
	DIN rail mounting	Direct mounting	Pin mounting
PB 80221E-20		PB 80221E-20	
	2.5	2.5	2.5
	NSYTRR22M	NSYTRR22MF	NSYTRR22MP
	-	-	-
	NSYTRR24M	NSYTRR24MF	NSYTRR24MP
	-	-	-
	-	-	-
	-	-	-
	-	-	-
	■	■	■
	NSYTRR22MBL NSYTRR24MBL	NSYTRR22MFBL NSYTRR24MFBL	NSYTRR22MPBL NSYTRR24MPBL
	NSYTRR22MPE	-	-
	-	-	-
	-	-	-
	-	NSYTRR22MFF NSYTRR24MFF	-
	-	-	-
	-	-	-
	-	-	-
	■	-	-
	64/65	66/67	67

Spring terminal blocks - Passthrough



		NSYTRR22			
Nominal c.s.a.		2.5 mm ²			
	Type of block	Passthrough			
	Type of connection	1 pole - 1 x 1			
	Color	Grey			
Max. electric values (U _{max} , I _{max})		800 V, 31 A			
Dimensions (mm)					
	Length	48.5			
	Height	36.5			
	Width	5.2			
Cabling c.s.a. (mm ²)		2.5			
	Flexible cable	0.08 - 2.5			
	Solid cable	0.08 - 4			
Nominal electric values					
	IEC/EN 60947-7-1	800 V, 24 A			
	UL	600 V, 20 A, 28 - 12 AWG			
	CSA	600 V, 20 A, 28 - 12 AWG			
	ATEX	550 V, 21 A			
Certifications		UL, CSA, VDE, ATEX, IECEx, GL, LR, DNV, EAC			
Terminal blocks					
		Sold in lots of	Unit reference		
	Grey	50	NSYTRR22		
	Blue	50	NSYTRR22BL		
	Orange	50	NSYTRR22AR		
Accessories					
1	End stop	Clip-on, 5.2 mm	50	NSYTRAAB35	
2	for 35 mm DIN rail	With screw, 9.5 mm	50	NSYTRAABV35	
3	End plate, width 2.2 mm	Grey	50	NSYTRACR22	
		Blue	50	NSYTRACR22BL	
4	Partition plate, width 2 mm	Grey	50	NSYTRAPR42	
		Blue	-	-	
5	Plug-in bridge	Red	2-pole	50	NSYTRAL22
		3-pole	50	NSYTRAL23	
		4-pole	50	NSYTRAL24	
		5-pole	50	NSYTRAL25	
		10-pole	10	NSYTRAL210	
		20-pole	10	NSYTRAL220	
		Blue	10-pole	10	NSYTRAL210BL
Grey	10-pole	10	NSYTRAL210GR		
6	Step-down bridge, down to 2.5/4 mm ²	Screw to screw terminal	-	-	
		Spring to spring terminal	-	-	
8	Test plug	Metallic part, Ø 2.3 mm	10	NSYTRAATM1	
		Insulating sleeve, red	10	NSYTRAATP1	
9	Test adaptor	For plug-in bridge shaft	10	NSYTRAFT	
10	Warning label	Yellow	10	NSYTRACSR2	
11	Marker tag holder	For ●AB35 end stop	100	NSYTRASB4	
12	DIN rail 35 x 7.2 mm	Perforated, 2 m long	20	NSYSDR200BD	
13	Marking accessories		See page 90		
General data					
	Strip length (mm)		10		





NSYTRR23	NSYTRR24	NSYTRR42	NSYTRR43
2.5 mm ²	2.5 mm ²	4 mm ²	4 mm ²
Passthrough	Passthrough	Passthrough	Passthrough
1 pole - 1 x 2	1 pole - 2 x 2	1 pole - 1 x 1	1 pole - 1 x 2
Grey	Grey	Grey	Grey
800 V, 28 A	800 V, 28 A	800 V, 40 A	800 V, 40 A

60.5	72	56	71.5
36.5	36.5	36.5	36.5
5.2	5.2	6.2	6.2
2.5	2.5	4	4
0.08 - 2.5	0.08 - 2.5	0.08 - 4	0.08 - 4
0.08 - 4	0.08 - 4	0.08 - 6	0.08 - 6

800 V, 24 A	800 V, 24 A	800 V, 32 A	800 V, 32 A
600 V, 20 A, 28 - 12 AWG	600 V, 20 A, 28 - 12 AWG	600 V, 30 A, 28 - 10 AWG	600 V, 30 A, 28 - 10 AWG
600 V, 20 A, 28 - 12 AWG	600 V, 20 A, 28 - 12 AWG	600 V, 30 A, 28 - 10 AWG	600 V, 30 A, 28 - 10 AWG
550 V, 21 A	550 V, 21 A	550 V, 30 A	550 V, 30 A
UL, CSA, VDE, ATEX, IECEx, GL, LR, DNV, EAC	UL, CSA, VDE, ATEX, IECEx, GL, LR, DNV, EAC	UL, CSA, VDE, ATEX, IECEx, GL, LR, DNV, EAC	UL, CSA, VDE, ATEX, IECEx, GL, LR, DNV, EAC


Sold in lots of	Unit reference	Sold in lots of	Unit reference	Sold in lots of	Unit reference	Sold in lots of	Unit reference
50	NSYTRR23	50	NSYTRR24	50	NSYTRR42	50	NSYTRR43
50	NSYTRR23BL	50	NSYTRR24BL	50	NSYTRR42BL	50	NSYTRR43BL
50	NSYTRR23AR	50	NSYTRR24AR	50	NSYTRR42AR	50	NSYTRR43AR

50	NSYTRAAB35	50	NSYTRAAB35	50	NSYTRAAB35	50	NSYTRAAB35
50	NSYTRAABV35	50	NSYTRAABV35	50	NSYTRAABV35	50	NSYTRAABV35
50	NSYTRACR23	50	NSYTRACR24	50	NSYTRACR42	50	NSYTRACR43
50	NSYTRACR23BL	50	NSYTRACR24BL	-	-	-	-
50	NSYTRAPR23	50	NSYTRAPR24	50	NSYTRAPR42	-	-
-	-	-	-	-	-	-	-
50	NSYTRAL22	50	NSYTRAL22	50	NSYTRAL42	50	NSYTRAL42
50	NSYTRAL23	50	NSYTRAL23	50	NSYTRAL43	50	NSYTRAL43
50	NSYTRAL24	50	NSYTRAL24	50	NSYTRAL44	50	NSYTRAL44
50	NSYTRAL25	50	NSYTRAL25	50	NSYTRAL45	50	NSYTRAL45
10	NSYTRAL210	10	NSYTRAL210	10	NSYTRAL410	10	NSYTRAL410
10	NSYTRAL220	10	NSYTRAL220	10	NSYTRAL420	10	NSYTRAL420
10	NSYTRAL210BL	10	NSYTRAL210BL	10	NSYTRAL410BL	10	NSYTRAL410BL
10	NSYTRAL210GR	10	NSYTRAL210GR	10	NSYTRAL410GR	10	NSYTRAL410GR
-	-	-	-	-	-	-	-
-	-	-	-	-	-	-	-
10	NSYTRAATM1	10	NSYTRAATM1	10	NSYTRAATM1	10	NSYTRAATM1
10	NSYTRAATP1	10	NSYTRAATP1	10	NSYTRAATP1	10	NSYTRAATP1
10	NSYTRAFT	10	NSYTRAFT	10	NSYTRAFT	10	NSYTRAFT
10	NSYTRACSR2	10	NSYTRACSR2	10	NSYTRACSR4	10	NSYTRACSR4
100	NSYTRASB4	100	NSYTRASB4	100	NSYTRASB4	100	NSYTRASB4
20	NSYSR200BD	20	NSYSR200BD	20	NSYSR200BD	20	NSYSR200BD


10	10	10	10
----	----	----	----

Spring terminal blocks - Passthrough

PB602149-33



PB602151-28



	NSYTTR44	NSYTTR62
Nominal c.s.a.	4 mm ²	6 mm ²
Type of block	Passthrough	Passthrough
Type of connection	1 pole - 2 x 2	1 pole - 1 x 1
Color	Grey	Grey
Max. electric values (U _{max} , I _{max})	800 V, 40 A	1000 V, 52 A

Dimensions (mm)

	NSYTTR44	NSYTTR62
Length	87	69.5
Height	36.5	43.5
Width	6.2	8.2
Cablings c.s.a. (mm ²)	4	6
Flexible cable	0.08 - 4	0.5 - 6
Solid cable	0.08 - 6	0.2 - 10

Nominal electric values

	NSYTTR44	NSYTTR62
IEC/EN 60947-7-1	800 V, 32 A	800 V, 41 A
UL	600 V, 30 A, 28 -10 AWG	600 V, 50 A, 24 - 8 AWG
CSA	600 V, 30 A, 28 -10 AWG	600 V, 50 A, 24 - 8 AWG
ATEX	550 V, 30 A	550 V, 36 A
Certifications	UL, CSA, VDE, ATEX, IECEx, GL, LR, DNV, EAC	UL, CSA, VDE, ATEX, IECEx, GL, LR, DNV, EAC

Terminal blocks

		Sold in lots of	Unit reference	Sold in lots of	Unit reference
	Grey	50	NSYTTR44	50	NSYTTR62
	Blue	50	NSYTTR44BL	50	NSYTTR62BL
	Orange	50	NSYTTR44AR	-	-


Accessories

End stop	Clip-on, 5.2 mm	50	NSYTRAAB35	50	NSYTRAAB35
for 35 mm DIN rail	With screw, 9.5 mm	50	NSYTRAABV35	50	NSYTRAABV35
End plate, width 2.2 mm	Grey	50	NSYTRACR44	50	NSYTRACR62
	Blue	-	-	-	-
Partition plate, width 2 mm	Grey	-	-	-	-
	Blue	-	-	-	-
Plug-in bridge	2-pole	50	NSYTRAL42	10	NSYTRAL62
	3-pole	50	NSYTRAL43	10	NSYTRAL63
	4-pole	50	NSYTRAL44	-	-
	5-pole	50	NSYTRAL45	10	NSYTRAL65
	10-pole	10	NSYTRAL410	10	NSYTRAL610
	20-pole	10	NSYTRAL420	-	-
Blue	10-pole	10	NSYTRAL410BL	10	NSYTRAL610BL
Grey	10-pole	10	NSYTRAL410GR	10	NSYTRAL610GR
Step-down bridge, down to 2.5/4 mm ²	Screw to screw terminal	-	-	-	-
	Spring to spring terminal	-	-	10	NSYTRALR62
Test plug	Metallic part, Ø 2.3 mm	10	NSYTRAATM1	10	NSYTRAATM1
	Insulating sleeve, red	10	NSYTRAATP1	10	NSYTRAATP1
Test adaptor	For plug-in bridge shaft	10	NSYTRAFT	10	NSYTRAFT
Warning label	Yellow	10	NSYTRACSR4	10	NSYTRACSR6
Marker tag holder	For ●AB35 end stop	100	NSYTRASB4	100	NSYTRASB4
DIN rail 35 x 7.2 mm	Perforated, 2 m long	20	NSYSR200BD	20	NSYSR200BD

Marking accessories See page 90

General data

	NSYTTR44	NSYTTR62
Strip length (mm)	10	12



NSYTTR63	NSYTTR102	NSYTTR162	NSYTTR352
6 mm ²	10 mm ²	16 mm ²	35 mm ²
Passthrough	Passthrough	Passthrough	Passthrough
1 pole - 1 x 2	1 pole - 1 x 1	1 pole - 1 x 1	1 pole - 1 x 1
Grey	Grey	Grey	Grey
1000 V, 52 A	1000 V, 65 A	1000 V, 90 A	1000 V, 125 A
90.5	71.5	80	100
43.5	50.5	51	59
8.2	10.2	12.2	16
6	10	16	35
0.5 - 6	0.2 - 10	0.2 - 16	2.5 - 35
0.2 - 10	0.2 - 16	0.2 - 25	2.5 - 35




800 V, 41 A	800 V, 57 A	800 V, 76 A	1000 V, 125 A
600 V, 50 A, 24 - 8 AWG	600 V, 65 A, 16 - 6 AWG	600 V, 85 A, 16 - 4 AWG	600 V, 115 A, 14 - 2 AWG
600 V, 50 A, 24 - 8 AWG	600 V, 65 A, 16 - 6 AWG	600 V, 85 A, 16 - 4 AWG	600 V, 115 A, 14 - 2 AWG
550 V, 30 A	550 V, 50 A	550 V, 65 A	-
UL, CSA, VDE, ATEX, IECEX, GL, LR, DNV, EAC	UL, CSA, VDE, ATEX, IECEX, GL, LR, DNV, EAC	UL, CSA, VDE, ATEX, IECEX, GL, LR, DNV, EAC	UL, CSA, EAC

Sold in lots of	Unit reference	Sold in lots of	Unit reference	Sold in lots of	Unit reference	Sold in lots of	Unit reference
50	NSYTTR63	50	NSYTTR102	50	NSYTTR162	10	NSYTTR352
-	-	50	NSYTTR102BL	50	NSYTTR162BL	10	NSYTTR352BL
-	-	-	-	-	-	-	-





50	NSYTRAAB35	50	NSYTRAAB35	50	NSYTRAAB35	50	NSYTRAAB35
50	NSYTRAABV35	50	NSYTRAABV35	50	NSYTRAABV35	50	NSYTRAABV35
50	NSYTRACR63	50	NSYTRACR102	50	NSYTRACR162	-	Included
-	-	-	-	-	-	-	-
-	-	-	-	-	-	-	-
-	-	-	-	-	-	-	-
10	NSYTRAL62	10	NSYTRAL102	10	NSYTRAL162	10	NSYTRAL352
10	NSYTRAL63	-	-	-	-	-	-
-	-	-	-	-	-	-	-
10	NSYTRAL65	-	-	-	-	-	-
10	NSYTRAL610	-	-	-	-	-	-
-	-	-	-	-	-	-	-
10	NSYTRAL610BL	-	-	-	-	-	-
10	NSYTRAL610GR	-	-	-	-	-	-
-	-	-	-	-	-	-	-
10	NSYTRALR62	10	NSYTRALR102	10	NSYTRALR162	-	-
10	NSYTRAATM1	10	NSYTRAATM1	-	-	-	-
10	NSYTRAATP1	10	NSYTRAATP1	-	-	-	-
10	NSYTRAFT	10	NSYTRAFT	-	-	-	-
10	NSYTRACSR6	10	NSYTRACSR10	10	NSYTRACSR10	10	NSYTRACSR10
100	NSYTRASB4	100	NSYTRASB4	100	NSYTRASB4	100	NSYTRASB4
20	NSYSDR200BD	20	NSYSDR200BD	20	NSYSDR200BD	20	NSYSDR200BD

12	18	18	25
----	----	----	----

Spring terminal blocks - Grounding




Nominal c.s.a.		NSYTRR22PE	NSYTRR23PE	NSYTRR24PE			
	Type of block	Grounding	Grounding	Grounding			
	Type of connection	1 pole - 1 x 1	1 pole - 1 x 2	1 pole - 2 x 2			
	Color	Green/Yellow	Green/Yellow	Green/Yellow			
Max. electric values		-	-	-			
Dimensions (mm)							
	Length	48.5	60.5	72			
	Height	36.5	36.5	36.5			
	Width	5.2	5.2	5.2			
Cabling c.s.a. (mm ²)		2.5	2.5	2.5			
	Flexible cable	0.08 - 2.5	0.08 - 2.5	0.08 - 2.5			
	Solid cable	0.08 - 4	0.08 - 4	0.08 - 4			
Nominal electric values							
	IEC/EN 60947-7-1	-	-	-			
	UL	28 - 12 AWG	28 - 12 AWG	28 - 12 AWG			
	CSA	28 - 12 AWG	28 - 12 AWG	28 - 12 AWG			
	ATEX	-	-	-			
Certifications		UL, CSA, VDE, ATEX, IECEx, GL, LR, DNV, EAC	UL, CSA, VDE, ATEX, IECEx, GL, LR, DNV, EAC	UL, CSA, VDE, ATEX, IECEx, GL, LR, DNV, EAC			
Terminal blocks							
		Sold in lots of	Unit reference	Sold in lots of	Unit reference	Sold in lots of	Unit reference
	Green/Yellow	50	NSYTRR22PE	50	NSYTRR23PE	50	NSYTRR24PE
Accessories							
End stop for 35mm DIN rail	Clip-on, 5.2 mm	50	NSYTRAAB35	50	NSYTRAAB35	50	NSYTRAAB35
	With screw, 9.5 mm	50	NSYTRAABV35	50	NSYTRAABV35	50	NSYTRAABV35
End plate, width 2.2 mm	Grey	50	NSYTRACR22	50	NSYTRACR23	50	NSYTRACR24
	Blue	50	NSYTRACR22BL	50	NSYTRACR23BL	50	NSYTRACR24BL
Partition plate, width 2 mm	Grey	50	NSYTRAPR42	50	NSYTRAPR23	50	NSYTRAPR24
	Blue	-	-	-	-	-	-
Plug-in bridge Red	2-pole	-	-	-	-	-	-
	3-pole	-	-	-	-	-	-
	10-pole	-	-	-	-	-	-
Test plug	Metallic part, Ø 2.3 mm	10	NSYTRAATM1	10	NSYTRAATM1	10	NSYTRAATM1
	Insulating sleeve, red	10	NSYTRAATP1	10	NSYTRAATP1	10	NSYTRAATP1
Test adaptor	For plug-in bridge shaft	10	NSYTRAFT	10	NSYTRAFT	10	NSYTRAFT
Warning label	Yellow	10	NSYTRACSR2	10	NSYTRACSR2	10	NSYTRACSR2
Marker tag holder	For ●AB35 end stop	100	NSYTRASB4	100	NSYTRASB4	100	NSYTRASB4
DIN rail 35 x 7.2 mm	Perforated, 2 m long	20	NSYSDR200BD	20	NSYSDR200BD	20	NSYSDR200BD
Marking accessories		See page 90					
General data							
	Strip length (mm)	10		10		10	



NSYTRR42PE		NSYTRR43PE		NSYTRR44PE		NSYTRR62PE	
4 mm ²		4 mm ²		4 mm ²		6 mm ²	
Grounding		Grounding		Grounding		Grounding	
1 pole - 1 x 1		1 pole - 1 x 2		1 pole - 2 x 2		1 pole - 1 x 1	
Green/Yellow		Green/Yellow		Green/Yellow		Green/Yellow	
-		-		-		-	
56		71.5		87		69.5	
36.5		36.5		36.5		43.5	
6.2		6.2		6.2		8.2	
4		4		4		6	
0.08 - 4		0.08 - 4		0.08 - 4		0.2 - 6	
0.08 - 6		0.08 - 6		0.08 - 6		0.08 - 4	
-		-		-		-	
28 - 10 AWG		28 - 10 AWG		28 - 10 AWG		24 - 8 AWG	
28 - 10 AWG		28 - 10 AWG		28 - 10 AWG		24 - 8 AWG	
-		-		-		-	
UL, CSA, VDE, ATEX, IECEx, GL, LR, DNV, EAC		UL, CSA, VDE, ATEX, IECEx, GL, LR, DNV, EAC		UL, CSA, VDE, ATEX, IECEx, GL, LR, DNV, EAC		UL, CSA, VDE, ATEX, IECEx, GL, LR, DNV, EAC	
Sold in lots of	Unit reference	Sold in lots of	Unit reference	Sold in lots of	Unit reference	Sold in lots of	Unit reference
50	NSYTRR42PE	50	NSYTRR43PE	50	NSYTRR44PE	50	NSYTRV62PE
50	NSYTRAAB35	50	NSYTRAAB35	50	NSYTRAAB35	50	NSYTRAAB35
50	NSYTRAABV35	50	NSYTRAABV35	50	NSYTRAABV35	50	NSYTRAABV35
50	NSYTRACR42	50	NSYTRACR43	50	NSYTRACR44	50	NSYTRACR62
-	-	-	-	-	-	-	-
50	NSYTRAPR42	-	-	-	-	-	-
-	-	-	-	-	-	-	-
-	-	-	-	-	-	10	NSYTRAL62
-	-	-	-	-	-	10	NSYTRAL63
-	-	-	-	-	-	10	NSYTRAL610
10	NSYTRAATM1	10	NSYTRAATM1	10	NSYTRAATM1	10	NSYTRAATM1
10	NSYTRAATP1	10	NSYTRAATP1	10	NSYTRAATP1	10	NSYTRAATP1
10	NSYTRAFT	10	NSYTRAFT	10	NSYTRAFT	10	NSYTRAFT
10	NSYTRACSR4	10	NSYTRACSR4	10	NSYTRACSR4	10	NSYTRACSR6
100	NSYTRASB4	100	NSYTRASB4	100	NSYTRASB4	100	NSYTRASB4
20	NSYSDR200BD	20	NSYSDR200BD	20	NSYSDR200BD	20	NSYSDR200BD
10		10		10		12	

Spring terminal blocks - Grounding



	NSYTRR102PE	NSYTRR162PE	NSYTRR352PE				
Nominal c.s.a.	10 mm ²	16 mm ²	35 mm ²				
Type of block	Grounding	Grounding	Grounding				
Type of connection	1 pole - 1 x 1	1 pole - 1 x 1	1 pole - 1 x 1				
Color	Green/Yellow	Green/Yellow	Green/Yellow				
Max. electric values	-	-	1000 V, 125 A				
Dimensions (mm)							
Length	71.5	80	100				
Height	50.5	51	59				
Width	10.2	12.2	16				
Cabling c.s.a. (mm ²)	10	16	35				
Flexible cable	0.2 - 10	0.2 - 16	2.5 - 35				
Solid cable	0.2 - 16	0.2 - 25	2.5 - 35				
Nominal electric values							
IEC/EN 60947-7-1	-	-	-				
UL	16 - 6 AWG	16 - 4 AWG	14 - 2 AWG				
CSA	16 - 6 AWG	16 - 4 AWG	14 - 2 AWG				
ATEX	-	-	-				
Certifications	UL, CSA, VDE, ATEX, IECEx, GL, LR, DNV, EAC	UL, CSA, VDE, ATEX, IECEx, GL, LR, DNV, EAC	UL, CSA, EAC				
Terminal blocks							
	Sold in lots of	Unit reference	Sold in lots of	Unit reference	Sold in lots of	Unit reference	
Green/Yellow	50	NSYTRR102PE	25	NSYTRR162PE	10	NSYTRR352PE	
Accessories							
End stop for 35mm DIN rail	Clip-on, 5.2 mm	50	NSYTRAAB35	50	NSYTRAAB35	50	NSYTRAAB35
	With screw, 9.5 mm	50	NSYTRAABV35	50	NSYTRAABV35	50	NSYTRAABV35
End plate, width 2.2 mm	Grey	50	NSYTRACR102	50	NSYTRACR162	-	included
	Blue	-	-	-	-	-	-
Partition plate, width 2 mm	Grey	-	-	-	-	-	-
	Blue	-	-	-	-	-	-
Plug-in bridge Red	2-pole	10	NSYTRAL102	10	NSYTRAL162	10	NSYTRAL352
	3-pole	-	-	-	-	-	-
	10-pole	-	-	-	-	-	-
Test plug	Metallic part, Ø 2.3 mm	10	NSYTRAATM1	-	-	-	-
	Insulating sleeve, red	10	NSYTRAATP1	-	-	-	-
Test adaptor	For plug-in bridge shaft	10	NSYTRAFT	-	-	-	-
Warning label	Yellow	10	NSYTRACSR10	10	NSYTRACSR10	10	NSYTRACSR10
Marker tag holder	For ●AB35 end stop	100	NSYTRASB4	100	NSYTRASB4	100	NSYTRASB4
DIN rail 35 x 7.2 mm	Perforated, 2 m long	20	NSYS DR200BD	20	NSYS DR200BD	20	NSYS DR200BD
Marking accessories	See page 90						
General data							
Strip length (mm)	18	18	25				



Spring terminal blocks - Double deck passthrough




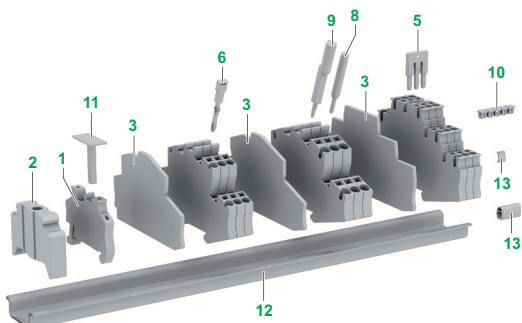
		NSYTRR24D
Nominal c.s.a.	Type of block	2.5 mm ²
	Type of connection	Passthrough - Double deck
	Type of connection	2 pole - 1 x 1
	Color	Grey
Max. electric values (U _{max} , I _{max})		500 V, 26 A
Dimensions (mm)		
	Length	78
	Height	55
	Width	5.2
Cabling c.s.a. (mm ²)		2.5
	Flexible cable	0.08 - 2.5
	Solid cable	0.08 - 4
Nominal electric values		
	IEC/EN 60947-7-1	500 V, 22 A
	UL	600 V, 20 A, 28 - 12 AWG
	CSA	600 V, 20 A, 28 - 12 AWG
	ATEX Ⓜ	440 V, 19,5 A
Certifications		UL, CSA, VDE, GL, LR, DNV, EAC
Terminal blocks		

		Sold in lots of	Unit reference
	Grey	50	NSYTRR24D
	Blue	50	NSYTRR24DBL

Accessories			
1	End stop	Clip-on, 5.2 mm	50 NSYTRAAB35
2	for 35 mm DIN rail	With screw, 9.5 mm	50 NSYTRAABV35
3	End plate, width 2.2 mm	Grey	50 NSYTRACRE24
		Blue	-
5	Plug-in bridge Red	2-pole	50 NSYTRAL22
		3-pole	50 NSYTRAL23
		4-pole	50 NSYTRAL24
		5-pole	50 NSYTRAL25
		10-pole	10 NSYTRAL210
		20-pole	10 NSYTRAL220
6	Vertical bridge	1-pole	50 NSYTRALV24R
8	Test plug	Metallic part, Ø 2.3 mm	10 NSYTRAATM1
		Insulating sleeve, red	10 NSYTRAATP1
9	Test adaptor	For plug-in bridge shaft	10 NSYTRAFT
10	Warning label	Yellow	10 NSYTRACSR2
11	Marker tag holder	For ●AB35 end stop	100 NSYTRASB4
12	DIN rail 35x7.2mm	Perforated, 2m long	20 NSYSDR200BD
13	Marking accessories		See page 90


General data	
Strip length (mm)	10

* The 3 levels are connected.




The **NSYTRALV24R** vertical bridge offers the option of connecting both levels of the standard double-level **NSYTRR24D** or **NSYTRR44D** terminal blocks.


PB602153-30



PB602155-33




PB602155-33



NSYTRR44D		NSYTRR26T		NSYTRR26TC	
4 mm ²		2.5 mm ²		2.5 mm ²	
Passthrough - Double deck		Passthrough - 3 Levels		Passthrough - 3 Levels	
2 pole - 1 x 1		3 pole - 1 x 1		1 pole - 3 x 3	
Grey		Grey		Grey	
500 V, 34 A		500 V, 28 A		500 V, 28 A	
92.4		99.5		99.5	
55		58		58	
6.2		5.2		5.2	
4		2.5		2.5	
0.08 - 4		0.08 - 2.5		0.08 - 2.5	
0.08 - 6		0.08 - 4		0.08 - 4	
500 V, 28 A		500 V, 20 A		500 V, 20 A	
600 V, 30 A, 28 - 10 AWG		600 V, 20 A, 28 - 12 AWG		600 V, 20 A, 28 - 12 AWG	
600 V, 30 A, 28 - 10 AWG		600 V, 20 A, 28 - 12 AWG		-	
440 V, 22 A		-		-	
UL, CSA, VDE, GL, LR, DNV, EAC		UL, CSA, VDE, GL, LR, EAC		UL, EAC	
Sold in lots of	Unit reference	Sold in lots of	Unit reference	Sold in lots of	Unit reference
50	NSYTRR44D	50	NSYTRR26T	50	NSYTRR26TC*
50	NSYTRR44DBL	50	NSYTRR26TBL	-	-
50	NSYTRAAB35	50	NSYTRAAB35	50	NSYTRAAB35
50	NSYTRAABV35	50	NSYTRAABV35	50	NSYTRAABV35
50	NSYTRACRE44	50	NSYTRACRE26	50	NSYTRACRE26
-	-	-	-	-	-
50	NSYTRAL42	50	NSYTRAL22	50	NSYTRAL22
50	NSYTRAL43	50	NSYTRAL23	50	NSYTRAL23
50	NSYTRAL44	50	NSYTRAL24	50	NSYTRAL24
50	NSYTRAL45	50	NSYTRAL25	50	NSYTRAL25
10	NSYTRAL410	10	NSYTRAL210	10	NSYTRAL210
10	NSYTRAL420	10	NSYTRAL220	10	NSYTRAL220
50	NSYTRALV24R	-	-	-	-
10	NSYTRAATM1	10	NSYTRAATM1	10	NSYTRAATM1
10	NSYTRAATP1	10	NSYTRAATP1	10	NSYTRAATP1
10	NSYTRAFT	10	NSYTRAFT	10	NSYTRAFT
10	NSYTRACSR4	10	NSYTRACSR2	10	NSYTRACSR2
100	NSYTRASB4	100	NSYTRASB4	100	NSYTRASB4
20	NSYSDR200BD	20	NSYSDR200BD	20	NSYSDR200BD
10		10		10	


Spring terminal blocks - Double deck grounding



		NSYTTR24DPE	NSYTTR44DPE	NSYTTR26TPE			
Nominal c.s.a.	Type of block	2.5 mm ²	4 mm ²	2.5 mm ²			
	Type of connection	Grounding - Double deck	Grounding - Double deck	Grounding - 3 Levels			
	Type of connection	1 pole - 2 x 2	1 pole - 2 x 2	1 pole - 3 x 3			
	Color	Green/Yellow	Green/Yellow	Green/Yellow			
Max. electric values		-	-	-			
Dimensions (mm)							
	Length	78	92.4	99.5			
	Height	55	55	58			
	Width	5.2	6.2	5.2			
Cabling c.s.a. (mm ²)		2.5	4	2.5			
	Flexible cable	0.08 - 2.5	0.08 - 4	0.08 - 2.5			
	Solid cable	0.08 - 4	0.08 - 6	0.08 - 4			
Nominal electric values							
	IEC/EN 60947-7-1	-	-	-			
	UL	28 - 12 AWG	28 - 10 AWG	28 - 12 AWG			
	CSA	28 - 12 AWG	28 - 10 AWG	28 - 12 AWG			
	ATEX Ⓜ	-	-	-			
Certifications		UL, CSA, VDE, GL, LR, DNV, EAC	UL, CSA, VDE, GL, LR, DNV, EAC	UL, CSA, EAC			
Terminal blocks							
		Sold in lots of	Unit reference	Sold in lots of	Unit reference	Sold in lots of	Unit reference
Green/Yellow		50	NSYTTR24DPE	50	NSYTTR44DPE	50	NSYTTR26TPE
Accessories							
End stop for 35 mm DIN rail	Clip-on, 5.2 mm	50	NSYTRAAAB35	50	NSYTRAAAB35	50	NSYTRAAAB35
	With screw, 9.5 mm	50	NSYTRAAABV35	50	NSYTRAAABV35	50	NSYTRAAABV35
End plate, width 2.2 mm	Grey	50	NSYTRACRE24	50	NSYTRACRE44	50	NSYTRACRE26
	Blue	-	-	-	-	-	-
Plug-in bridge Red	2-pole	50	NSYTRAL22	50	NSYTRAL42	50	NSYTRAL22
	3-pole	50	NSYTRAL23	50	NSYTRAL43	50	NSYTRAL23
	4-pole	50	NSYTRAL24	50	NSYTRAL44	50	NSYTRAL24
	5-pole	50	NSYTRAL25	50	NSYTRAL45	50	NSYTRAL25
	10-pole	10	NSYTRAL210	10	NSYTRAL410	10	NSYTRAL210
	20-pole	10	NSYTRAL220	10	NSYTRAL420	10	NSYTRAL220
Test plug	Metallic part, Ø 2.3 mm	10	NSYTRAATM1	10	NSYTRAATM1	10	NSYTRAATM1
	Insulating sleeve, red	10	NSYTRAATP1	10	NSYTRAATP1	10	NSYTRAATP1
Test adaptor	For plug-in bridge shaft	10	NSYTRAFT	10	NSYTRAFT	10	NSYTRAFT
Warning label	Yellow	10	NSYTRACSR2	10	NSYTRACSR4	10	NSYTRACSR2
Marker tag holder	For ● AB35 end stop	100	NSYTRASB4	100	NSYTRASB4	100	NSYTRASB4
DIN rail 35 x 7.2 mm	Perforated, 2 m long	20	NSYSDR200BD	20	NSYSDR200BD	20	NSYSDR200BD
Marking accessories		See page 90					
General data							
	Strip length (mm)	10		10		10	



Spring terminal blocks - Disconnect

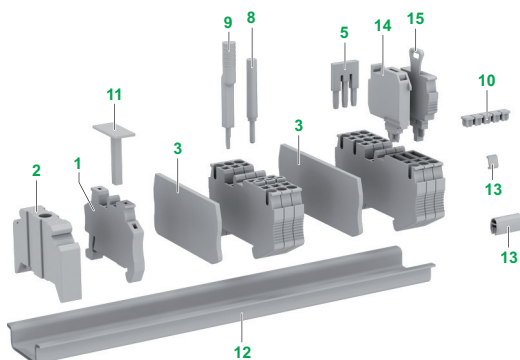


		NSYTRR22SC
Nominal c.s.a.		2.5 mm ²
	Type of block	Disconnect (blade)
	Type of connection	1 pole - 1 x 1
	Color	Grey
Max. electric values (Umax, Imax)		400 V, 20 A
Dimensions (mm)		
	Length	60.5
	Height	36.5
	Width	5.2
Cabling c.s.a. (mm ²)		2.5
	Flexible cable	0.08 - 2.5
	Solid cable	0.08 - 4
Nominal electric values		
	IEC/EN 60947-7-1	400 V, 20 A
	UL	600 V, 16 A, 28 - 12 AWG
	CSA	300 V, 16 A, 28 - 12 AWG
	ATEX	-
Certifications		UL, CSA, EAC


Terminal blocks		Sold in lots of	Unit reference
	Grey	50	NSYTRR22SC
	Orange	50	NSYTRR22SCAR

Accessories			
1	End stop	Clip-on, 5.2 mm	50 NSYTRAAB35
2	for 35 mm DIN rail	With screw, 9.5 mm	50 NSYTRAABV35
3	End plate, width 2.2 mm	Grey	50 NSYTRACR23
		Blue	-
4	Partition plate, width 2 mm	Grey	50 NSYTRAPR23
		Blue	-
5	Plug-in bridge Red	2-pole	50 NSYTRAL22
		3-pole	50 NSYTRAL23
		4-pole	50 NSYTRAL24
		5-pole	50 NSYTRAL25
		10-pole	10 NSYTRAL210
		20-pole	10 NSYTRAL220
14	Removable carrier width 6.1 mm 6 A max	For fuse 5 x 20 mm	-
		For fuse 5 x 20 mm 110 - 250 V LED	-
		For fuse 5 x 20 mm 12 - 30 V LED	-
			-
15	Removable carrier width 5.1 mm 6 A max	For component	-
		With 1N4007 diode	-
8	Test plug	Metallic part, Ø 2.3 mm	10 NSYTRAATM1
		Insulating sleeve, red	10 NSYTRAATP1
9	Test adaptor	For plug-in bridge shaft	10 NSYTRAFT
10	Warning label	Yellow	50 NSYTRACSR2
11	Marker tag holder	For ●AB35 end stop	100 NSYTRASB4
12	DIN rail 35 x 7.2 mm	Perforated, 2 m long	20 NSYSDR200BD
13	Marking accessories		See page 90


General data	
Strip length (mm)	10




PB62163-28




PB62162-25



PB62163-28




PB62163-28




NSYTRR23SC		NSYTRR22TB		NSYTRR23TB		NSYTRR42SC	
2.5 mm ²		2.5 mm ²		2.5 mm ²		4 mm ²	
Disconnect (blade)		Disconnect (for carrier)		Disconnect (for carrier)		Disconnect (blade)	
1 pole - 1 x 2		1 pole - 1 x 1		1 pole - 1 x 2		1 pole - 1 x 1	
Grey		Grey		Grey		Grey	
400 V, 20 A		400 V, 20 A		400 V, 20 A		400 V; 20 A	
72		60.5		72		61.5	
36.5		36.5		36.5		36.5	
5.2		5.2		5.2		6.2	
2.5		2.5		2.5		2.5	
0.08 - 2.5		0.08 - 2.5		0.08 - 2.5		0.08 - 4	
0.08 - 4		0.08 - 4		0.08 - 4		0.08 - 6	
400 V, 20 A		400 V, 20 A		400 V, 20 A		400 V, 20 A	
600 V, 16 A, 28 - 12 AWG		300 V, 16 A, 28 - 12 AWG		300 V, 16 A, 28 - 12 AWG		300 V, 10 A, 28 - 10 AWG	
300 V, 16 A, 28 - 12 AWG		300 V, 16 A, 28 - 12 AWG		300 V, 16 A, 28 - 12 AWG		-	
-		-		-		-	
UL, CSA, EAC		UL, CSA, EAC		UL, CSA, EAC		UL, EAC	
Sold in lots of	Unit reference	Sold in lots of	Unit reference	Sold in lots of	Unit reference	Sold in lots of	Unit reference
50	NSYTRR23SC	50	NSYTRR22TB	50	NSYTRR23TB	50	NSYTRR42SC
50	NSYTRR23SCAR	-	-	-	-	50	NSYTRR42SCAR
50	NSYTRAAB35	50	NSYTRAAB35	50	NSYTRAAB35	50	NSYTRAAB35
50	NSYTRAABV35	50	NSYTRAABV35	50	NSYTRAABV35	50	NSYTRAABV35
50	NSYTRACR24	50	NSYTRACR23	50	NSYTRACR24	-	Included
-	-	-	-	-	-	-	-
50	NSYTRAPR24	50	NSYTRAPR23	50	NSYTRAPR24	50	NSYTRAPR23
-	-	-	-	-	-	-	-
50	NSYTRAL22	50	NSYTRAL22	50	NSYTRAL22	50	NSYTRAL42
50	NSYTRAL23	50	NSYTRAL23	50	NSYTRAL23	50	NSYTRAL43
50	NSYTRAL24	50	NSYTRAL24	50	NSYTRAL24	50	NSYTRAL44
50	NSYTRAL25	50	NSYTRAL25	50	NSYTRAL25	50	NSYTRAL45
10	NSYTRAL210	10	NSYTRAL210	10	NSYTRAL210	10	NSYTRAL410
10	NSYTRAL220	10	NSYTRAL220	10	NSYTRAL220	10	NSYTRAL420
-	-	10	NSYTRASF520	10	NSYTRASF520	-	-
-	-	10	NSYTRASF520M	10	NSYTRASF520M	-	-
-	-	10	NSYTRASF520B	10	NSYTRASF520B	-	-
-	-	10	NSYTRASV1	10	NSYTRASV1	-	-
-	-	10	NSYTRASV2	10	NSYTRASV2	-	-
10	NSYTRAATM1	10	NSYTRAATM1	10	NSYTRAATM1	10	NSYTRAATM1
10	NSYTRAATP1	10	NSYTRAATP1	10	NSYTRAATP1	10	NSYTRAATP1
10	NSYTRAFT	10	NSYTRAFT	10	NSYTRAFT	10	NSYTRAFT
50	NSYTRACSR2	50	NSYTRACSR2	50	NSYTRACSR2	50	NSYTRACSR4
100	NSYTRASB4	100	NSYTRASB4	100	NSYTRASB4	100	NSYTRASB4
20	NSYSDR200BD	20	NSYSDR200BD	20	NSYSDR200BD	20	NSYSDR200BD
10		10		10		10	

Spring terminal blocks - Disconnect

PB 502812-28



PB 502138-35



		NSYTRR42TB	NSYTRR24SCD		
Nominal c.s.a.		4 mm ²	2.5 mm ²		
	Type of block	Disconnect (for carrier)	Disconnect (blade)		
	Type of connection	1 pole - 1 x 1	2 pole - 1 x 1		
	Color	Grey	Grey		
Max. electric values (U _{max} , I _{max})		400 V, 20 A	400 V, 16 A		
Dimensions (mm)					
	Length	61.5	107		
	Height	36.5	55		
	Width	6.2	5.2		
Cabling c.s.a. (mm ²)		2.5	2.5		
	Flexible cable	0.08 - 4	0.08 - 2.5		
	Solid cable	0.08 - 6	0.08 - 4		
Nominal electric values					
	IEC/EN 60947-7-1	400 V, 20 A	400 V, 16 A		
	UL	300 V, 10 A, 28 - 10 AWG	300 V, 10 A, 28 - 12 AWG		
	CSA	-	300 V, 10 A, 28 - 12 AWG		
	ATEX	-	-		
Certifications		UL, EAC	UL, CSA, EAC		
Terminal blocks					
		Sold in lots of	Unit reference	Sold in lots of	Unit reference
	Grey	50	NSYTRR42TB	50	NSYTRR24SCD
	Orange	-	-	-	-
Accessories					
End stop for 35 mm DIN rail	Clip-on, 5.2 mm	50	NSYTRAAB35	50	NSYTRAAB35
	With screw, 9.5 mm	50	NSYTRAABV35	50	NSYTRAABV35
End plate, width 2.2 mm	Grey	-	Included	-	Included
	Blue	-	-	-	-
Partition plate, width 2 mm	Grey	50	NSYTRAPR23	-	-
	Blue	-	-	-	-
Plug-in bridge Red	2-pole	50	NSYTRAL42	-	-
	3-pole	50	NSYTRAL43	-	-
	4-pole	50	NSYTRAL44	-	-
	5-pole	50	NSYTRAL45	-	-
	10-pole	10	NSYTRAL410	-	-
	20-pole	10	NSYTRAL420	-	-
Removable carrier width 6.1 mm	For fuse 5 x 20 mm	10	NSYTRASF520	-	-
	For fuse 5 x 20 mm 110 - 250 V LED	10	NSYTRASF520M	-	-
	For fuse 5 x 20 mm 12 - 30 V LED	10	NSYTRASF520B	-	-
Removable carrier width 5.1 mm	For component	10	NSYTRASV1	-	-
	With 1N4007 diode	10	NSYTRASV2	-	-
Test plug	Metallic part, Ø 2.3 mm	10	NSYTRAATM1	10	NSYTRAATM1
	Insulating sleeve, red	10	NSYTRAATP1	10	NSYTRAATP1
Test adaptor	For plug-in bridge shaft	10	NSYTRAFT	10	NSYTRAFT
Warning label	Yellow	50	NSYTRACSR4	50	NSYTRACSR2
Marker tag holder	For ●AB35 end stop	100	NSYTRASB4	100	NSYTRASB4
DIN rail 35 x 7.2 mm	Perforated, 2 m long	20	NSYSDR200BD	20	NSYSDR200BD
Marking accessories		See page 90			
General data					
	Strip length (mm)	10		10	



Spring terminal blocks - Miniature passthrough and miniature grounding

DIN rail mounting



		NSYTRR22M
Nominal c.s.a.	Type of block	2.5 mm ²
	Type of connection	Passthrough
	Color	1 pole - 1 x 1
	Color	Grey
Max. electric values (U _{max} , I _{max})		800 V, 30 A
Dimensions (mm)		
	Length	32
	Height	30
	Width	5.2
Mounting on		NS15 Din rail
Cabling c.s.a. (mm ²)		2.5
	Flexible cable	0.08 - 2.5
	Solid cable	0.08 - 4
Nominal electric values		
	IEC/EN 60947-7-1	800 V, 24 A
	UL	600 V, 20 A, 28 - 12 AWG
	CSA	600 V, 20 A, 28 - 12 AWG
	ATEX Ⓢ	690 V, 22 A
Certifications		UL, CSA, EAC

Terminal blocks

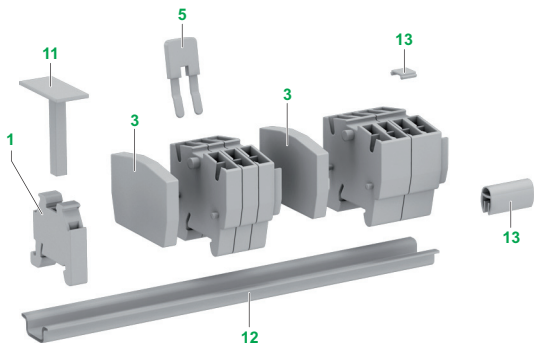
		Sold in lots of	Unit reference
or			
	Grey	50	NSYTRR22M
	Blue	50	NSYTRR22MBL
	Grey, with flange	-	-

Accessories

1	End stop for 15 mm DIN rail	Clip-on, 5.2 mm	50	NSYTRAAB15
3	End plate, width 2.2 mm	Grey	50	NSYTRACRM22
		Grey, with flange	-	-
5	Insertion bridge	2-pole	-	-
	Grey			
11	Marker tag holder	For ●AB15 end stop	100	NSYTRASB4
12	DIN rail 15 x 7.2 mm	Perforated, 2 m long	10	NSYTRADR155
13	Marking accessories (for all mini spring terminals)		Only for NSYTRABF● . See page 90	

General data

Strip length (mm)	8
Plate thickness (mm)	-
Hole diameter (mm)	-







NSYTRR24M		NSYTRR22MPE	
2.5 mm ²		2.5 mm ²	
Passthrough		Grounding	
1 pole - 2 x 2		1 pole - 1 x 1	
Grey		Green/Yellow	
800 V, 30 A		-	
32		32	
30		30	
10.4		5.2	
NS15 Din rail		NS15 Din rail	
2.5		2.5	
0.08 - 2.5		0.08 - 2.5	
0.08 - 4		0.08 - 4	
800 V, 24 A		-	
600 V, 20 A, 28 - 12 AWG		28 - 12 AWG	
600 V, 20 A, 28 - 12 AWG		28 - 12 AWG	
690 V, 22 A		-	
UL, CSA, EAC		UL, CSA, EAC	
Sold in lots of	Unit reference	Sold in lots of	Unit reference
50	NSYTRR24M	50	NSYTRR22MPE
50	NSYTRR24MBL	-	-
-	-	-	-
50	NSYTRAAB15	50	NSYTRAAB15
50	NSYTRACRM22	50	NSYTRACRM22
-	-	-	-
10	NSYTRALM22	-	-
100	NSYTRASB4	100	NSYTRASB4
10	NSYTRADR155	10	NSYTRADR155
8		8	
-		-	
-		-	

Spring terminal blocks - Miniature passthrough and miniature grounding

Direct mounting (flange)





		NSYTRR22MF		
Nominal c.s.a.	Type of block	2.5 mm ²		
	Type of connection	Passthrough		
	Type of connection	1 pole - 1 x 1		
	Color	Grey		
Max. electric values (U _{max} , I _{max})		800 V, 30 A		
Dimensions (mm)				
	Length	32		
	Height	22		
	Width	5.2		
Mounting on		Direct mounting		
Cabling c.s.a. (mm ²)		2.5		
	Flexible cable	0.08 - 2.5		
	Solid cable	0.08 - 4		
Nominal electric values				
	IEC/EN 60947-7-1	800 V, 24 A		
	UL	600 V, 20 A, 28 - 12 AWG		
	CSA	600 V, 20 A, 28 - 12 AWG		
	ATEX Ⓢ	550 V, 22 A		
Certifications (1)		UL, CSA, EAC		
Terminal blocks				
	Grey	Sold in lots of 50	Unit reference NSYTRR22MF	
	Blue	50	NSYTRR22MFBL	
	Grey, with flange	50	NSYTRR22MFF (1)	
Accessories				
1	End stop for 15 mm DIN rail	Clip-on, 5.2 mm	-	-
3	End plate, width 2.2 mm	Grey	50	NSYTRACRM22
		Grey, with flange	50	NSYTRACRMF22 (1)
5	Insertion bridge	2-pole	-	-
	Grey			
11	Marker tag holder	For ●AB15 end stop	100	NSYTRASB4
12	DIN rail 15 x 7.2 mm	Perforated, 2 m long	-	-
13	Marking accessories (for all mini spring terminals)		Only for NSYTRABF● . See page 90	
General data				
	Strip length (mm)		8	
	Plate thickness (mm)		-	
	Hole diameter (mm)		-	



(1) Can only be used at the end of a group of terminals.

For micro-perforated mounting plates



NSYTRR24MF

2.5 mm²

Passthrough

1 pole - 2 x 2

Grey

800 V, 30 A

NSYTRR22MP

2.5 mm²

Passthrough

1 pole - 1 x 1

Grey

800 V, 30 A

NSYTRR24MP

2.5 mm²

Passthrough

1 pole - 2 x 2

Grey

800 V, 30 A

32

22

10.4

Direct mounting

2.5

0.08 - 2.5

0.08 - 4

32

22

5.2

Pin mounting

2.5

0.08 - 2.5

0.08 - 4

32

22

10.4

Pin mounting

2.5

0.08 - 2.5

0.08 - 4

800 V, 24 A

600 V, 20 A, 28 - 12 AWG

600 V, 20 A, 28 - 12 AWG

550 V, 22 A

UL, CSA, EAC

800 V, 24 A

600 V, 20 A, 28 - 12 AWG

600 V, 20 A, 28 - 12 AWG

550 V, 22 A

UL, CSA, EAC

800 V, 24 A

600 V, 20 A, 28 - 12 AWG

600 V, 20 A, 28 - 12 AWG

550 V, 22 A

UL, CSA, EAC

Sold in lots of

Unit reference

50

NSYTRR24MF

50

NSYTRR24MFBL

50

NSYTRR24MFF (2)

Sold in lots of

Unit reference

50

NSYTRR22MP

50

NSYTRR22MPBL

-

-

Sold in lots of

Unit reference

10

NSYTRR24MP

10

NSYTRR24MPBL

-

-

-

-

-

-

-

-

50

NSYTRACRM22

50

NSYTRACRM22

50

NSYTRACRM22

50

NSYTRACRMF22 (2)

-

-

-

-

10

NSYTRALM22

-

-

10

NSYTRALM22

100

NSYTRASB4

100

NSYTRASB4

100

-

-

-

-

-

-

-

8

-

-

8

0.6 - 1.5


3.5

8


0.6 - 1.5

3.5

Selection guide 70




Passthrough 72










Grounding 76




Double deck 78



Disconnect 80






Push-in		Passthrough		Grounding	
		Passthrough			
					
Nominal c.s.a (mm ²)		2.5	4	2.5	4
Number of poles	1 - 1 x 1	NSYTRP22	NSYTRP42	NSYTRP22PE	NSYTRP42PE
	1 - 1 x 2	NSYTRP23	NSYTRP43	NSYTRP23PE	NSYTRP43PE
	1 - 2 x 2	NSYTRP24	NSYTRP44	NSYTRP24PE	NSYTRP44PE
	1 - 2 x 4	-	-	-	-
	1 - 3 x 3	-	-	-	-
	2 - 1 x 1	-	-	-	-
	2 - 1 x 2	-	-	-	-
	3 - 1 x 1	-	-	-	-
Colors	Grey	■	■	-	-
	Blue	NSYTRP22BL NSYTRP23BL NSYTRP24BL	NSYTRP42BL NSYTRP43BL NSYTRP44BL	-	-
	Green/yellow (PE)	-	-	■	■
	Orange	NSYTRP22AR NSYTRP23AR	-	-	-
	Black	-	-	-	-
	With flange	-	-	-	-
	Mounting on	35 mm 	■	■	■
	35 mm 	■	■	■	■
	15 mm 	-	-	-	-
See pages		72/73	73/74	76	77

PB602380-70




Vertical bridge

The **NSYTRALV24R** vertical bridge offers the option of connecting both levels of the standard double-level **NSYTRP24D** terminal block.

	Double deck	Disconnect		Hybrid: Screw - IDC connection	
		Blade	Removable carrier	Passthrough	
					
	2.5	2.5	2.5 & 4	1.5	2.5
	-	NSYTRP22SC	NSYTRP22TB NSYTRP42TB	NSYTRH12	NSYTRH22
	-	NSYTRP23SC	-	NSYTRH13	-
	-	NSYTRP24SC	-	-	-
	-	-	-	-	-
	NSYTRP24D	-	-	-	-
	-	-	-	-	-
	-	-	-	-	-
	■	■	■	■	■
	NSYTRP24DBL	-	-	-	-
	NSYTRP24DPE	-	-	NSYTRH12PE	-
	-	-	-	-	-
	-	-	-	-	-
	-	-	-	-	-
	■	■	■	-	-
	■	■	■	-	-
	-	-	-	■	■
	78	80/81	81	84	85

Push-in terminal - Passthrough



		NSYTRP22
Nominal c.s.a.	Nominal c.s.a.	2.5 mm ²
	Type of block	Passthrough
	Type of connection	1 pole - 1 x 1
	Color	Grey
Max. electric values (U _{max} , I _{max})	800 V, 30 A	
Dimensions (mm)		
	Length	48.5
	Height	36.5
	Width	5.2
Cabling c.s.a. (mm ²)	Cabling c.s.a. (mm ²)	2.5
	Flexible cable	0.14 - 2.5
	Solid cable	0.14 - 4
Nominal electric values		
	IEC/EN 60947-7-1	800 V, 24 A
	UL	600 V, 20 A, 24 -12 AWG
	CSA	600 V, 20 A, 24 -12 AWG
	ATEX	550 V, 22 A
Certifications	UL, CSA, VDE, ATEX, IECEX, GL, LR, EAC	

Terminal blocks



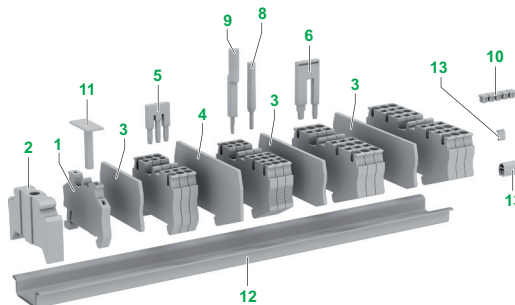
	Sold in lots of	Unit reference
Grey	50	NSYTRP22
Blue	50	NSYTRP22BL
Orange	50	NSYTRP22AR




Accessories

1	End stop	Clip-on, 5.2 mm	50	NSYTRAAB35	
2	for 35 mm DIN rail	With screw, 9.5 mm	50	NSYTRAABV35	
3	End plate	Grey	50	NSYTRACR22	
		width 2.2 mm Blue	50	NSYTRACR22BL	
4	Partition plate	Grey	50	NSYTRAPR42	
		width 2 mm Blue	-	-	
5	Plug-in bridge	Red	2-pole	50	NSYTRAL22
		3-pole	50	NSYTRAL23	
		4-pole	50	NSYTRAL24	
		5-pole	50	NSYTRAL25	
		10-pole	10	NSYTRAL210	
		20-pole	10	NSYTRAL220	
		Blue	10-pole	10	NSYTRAL210BL
Grey	10-pole	10	NSYTRAL210GR		
6	Step-down bridge, down to 2.5/4 mm ²	Screw to screw terminal	-	-	
		Spring to spring terminal	-	-	
8	Test plug	Metallic part, Ø 2.3 mm	10	NSYTRAATM1	
		Insulating sleeve, red	10	NSYTRAATP1	
9	Test adaptor	For plug-in bridge shaft	10	NSYTRAFT	
11	Marker tag holder	For ●AB35 end stop	100	NSYTRASB4	
12	DIN rail 35 x 7.2 mm	Perforated, 2 m long	20	NSYSR200BD	
13	Marking accessories		See page 90		

General data

Strip length (mm)	10
-------------------	----





NSYTRP23	NSYTRP24	NSYTRP42
2.5 mm ²	2.5 mm ²	4 mm ²
Passthrough	Passthrough	Passthrough
1 pole - 1 x 2	1 pole - 2 x 2	1 pole - 1 x 1
Grey	Grey	Grey
800 V, 30 A	800 V, 30 A	800 V, 38 A

60.5	72	56
36.5	36.5	36.5
5.2	5.2	6.2
2.5	2.5	4
0.14 - 2.5	0.14 - 2.5	0.2 - 4
0.14 - 4	0.14 - 4	0.2 - 6



800 V, 24 A	800 V, 24 A	800 V, 32 A
600 V, 20 A, 24 -12 AWG	600 V, 20 A, 24 -12 AWG	600 V, 30 A, 24 - 10 AWG
600 V, 20 A, 24 -12 AWG	600 V, 20 A, 24 -12 AWG	600 V, 30 A, 24 - 10 AWG
550 V, 22 A	550 V, 22 A	550 V, 29 A
UL, CSA, VDE, ATEX, IECEX, GL, LR, EAC	UL, CSA, VDE, ATEX, IECEX, GL, LR, EAC	UL, CSA, ATEX, IECEX, GL, LR, EAC

Sold in lots of	Unit reference	Sold in lots of	Unit reference	Sold in lots of	Unit reference
50	NSYTRP23	50	NSYTRP24	50	NSYTRP42
50	NSYTRP23BL	50	NSYTRP24BL	50	NSYTRP42BL
50	NSYTRP23AR	-	-	-	-

50	NSYTRAAB35	50	NSYTRAAB35	50	NSYTRAAB35
50	NSYTRAABV35	50	NSYTRAABV35	50	NSYTRAABV35
50	NSYTRACR23	50	NSYTRACR24	50	NSYTRACR42
50	NSYTRACR23BL	50	NSYTRACR24BL	-	-
50	NSYTRAPR23	50	NSYTRAPR24	50	NSYTRAPR42
-	-	-	-	-	-
50	NSYTRAL22	50	NSYTRAL22	50	NSYTRAL42
50	NSYTRAL23	50	NSYTRAL23	50	NSYTRAL43
50	NSYTRAL24	50	NSYTRAL24	50	NSYTRAL44
50	NSYTRAL25	50	NSYTRAL25	50	NSYTRAL45
10	NSYTRAL210	10	NSYTRAL210	10	NSYTRAL410
10	NSYTRAL220	10	NSYTRAL220	10	NSYTRAL420
10	NSYTRAL210BL	10	NSYTRAL210BL	10	NSYTRAL410BL
10	NSYTRAL210GR	10	NSYTRAL210GR	10	NSYTRAL410GR
-	-	-	-	-	-
-	-	-	-	-	-
10	NSYTRAATM1	10	NSYTRAATM1	10	NSYTRAATM1
10	NSYTRAATP1	10	NSYTRAATP1	10	NSYTRAATP1
10	NSYTRAFT	10	NSYTRAFT	10	NSYTRAFT
100	NSYTRASB4	100	NSYTRASB4	100	NSYTRASB4
20	NSYSR200BD	20	NSYSR200BD	20	NSYSR200BD

10	10	12
----	----	----




Push-in terminal - Passthrough






		NSYTRP43	NSYTRP44		
Nominal c.s.a.		4 mm ²	4 mm ²		
	Type of block	Passthrough	Passthrough		
	Type of connection	1 pole - 1 x 2	1 pole - 2 x 2		
	Color	Grey	Grey		
Max. electric values (U _{max} , I _{max})		800 V, 38 A	800 V, 38 A		
Dimensions (mm)					
	Length	66.5	77		
	Height	36.5	36.5		
	Width	6.2	6.2		
Cabling c.s.a. (mm ²)		4	4		
	Flexible cable	0.2 - 4	0.2 - 4		
	Solid cable	0.2 - 6	0.2 - 6		
Nominal electric values					
	IEC/EN 60947-7-1	800 V, 32 A	800 V, 32 A		
	UL	600 V, 30 A, 24 - 10 AWG	600 V, 30 A, 24 - 10 AWG		
	CSA	600 V, 30 A, 24 - 10 AWG	600 V, 30 A, 24 - 10 AWG		
	ATEX	550 V, 29 A	550 V, 29 A		
Certifications		UL, CSA, ATEX, IECEx, GL, LR, EAC	UL, CSA, ATEX, IECEx, GL, LR, EAC		
Terminal blocks					
		Sold in lots of	Unit reference	Sold in lots of	Unit reference
	Grey	50	NSYTRP43	50	NSYTRP44
	Blue	50	NSYTRP43BL	50	NSYTRP44BL
	Orange	-	-	-	-
Accessories					
End stop	Clip-on, 5.2 mm	50	NSYTRAAB35	50	NSYTRAAB35
for 35 mm DIN rail	With screw, 9.5 mm	50	NSYTRAABV35	50	NSYTRAABV35
End plate	Grey	50	NSYTRACP43	50	NSYTRACP44
width 2.2 mm	Blue	-	-	-	-
Partition plate	Grey	-	-	-	-
width 2 mm	Blue	-	-	-	-
Plug-in bridge	2-pole	50	NSYTRAL42	50	NSYTRAL42
	3-pole	50	NSYTRAL43	50	NSYTRAL43
	4-pole	50	NSYTRAL44	50	NSYTRAL44
	5-pole	50	NSYTRAL45	50	NSYTRAL45
	10-pole	10	NSYTRAL410	10	NSYTRAL410
	20-pole	10	NSYTRAL420	10	NSYTRAL420
Blue	10-pole	10	NSYTRAL410BL	10	NSYTRAL410BL
Grey	10-pole	10	NSYTRAL410GR	10	NSYTRAL410BL
Step-down bridge, down to 2.5/4 mm ²	Screw to screw terminal	-	-	-	-
	Spring to spring terminal	-	-	-	-
Test plug	Metallic part, Ø 2.3 mm	10	NSYTRAATM1	10	NSYTRAATM1
	Insulating sleeve, red	10	NSYTRAATP1	10	NSYTRAATP1
Test adaptor	For plug-in bridge shaft	10	NSYTRAFT	10	NSYTRAFT
Marker tag holder	For ●AB35 end stop	100	NSYTRASB4	100	NSYTRASB4
DIN rail 35 x 7.2 mm	Perforated, 2 m long	20	NSYSDR200BD	20	NSYSDR200BD
Marking accessories		See page 90			
General data					
	Strip length (mm)	12		12	



Push-in terminal blocks - Grounding



		NSYTRP22PE	NSYTRP23PE	NSYTRP24PE			
Nominal c.s.a.		2.5 mm ²	2.5 mm ²	2.5 mm ²			
	Type of block	Grounding	Grounding	Grounding			
	Type of connection	1 pole - 1 x 1	1 pole - 1 x 2	1 pole - 2 x 2			
	Color	Green/Yellow	Green/Yellow	Green/Yellow			
Max. electric values		-	-	-			
Dimensions (mm)							
	Length	48.5	60.5	72			
	Height	36.5	36.5	36.5			
	Width	5.2	5.2	5.2			
Cabling c.s.a. (mm ²)		2.5	2.5	2.5			
	Flexible cable	0.08 - 2.5	0.08 - 2.5	0.08 - 2.5			
	Solid cable	0.08 - 4	0.08 - 4	0.08 - 4			
Nominal electric values							
	IEC/EN 60947-7-1	-	-	-			
	UL	24 - 12 AWG	24 - 12 AWG	24 - 12 AWG			
	CSA	24 - 12 AWG	24 - 12 AWG	24 - 12 AWG			
	ATEX	-	-	-			
Certifications		UL, CSA, VDE, ATEX, IECEx, GL, LR, EAC	UL, CSA, VDE, ATEX, IECEx, GL, LR, EAC	UL, CSA, VDE, ATEX, IECEx, GL, LR, EAC			
Terminal blocks							
		Sold in lots of	Unit reference	Sold in lots of	Unit reference	Sold in lots of	Unit reference
	Green/Yellow	50	NSYTRP22PE	50	NSYTRP23PE	50	NSYTRP24PE
Accessories							
End stop for 35 mm DIN rail	Clip-on, 5.2 mm	50	NSYTRAAB35	50	NSYTRAAB35	50	NSYTRAAB35
	With screw, 9.5 mm	50	NSYTRAABV35	50	NSYTRAABV35	50	NSYTRAABV35
End plate, width 2.2 mm	Grey	50	NSYTRACR22	50	NSYTRACR23	50	NSYTRACR24
	Blue	50	NSYTRACR22BL	50	NSYTRACR23BL	50	NSYTRACR24BL
Partition plate, width 2 mm	Grey	50	NSYTRAPR42	50	NSYTRAPR23	50	NSYTRAPR24
	Blue	-	-	-	-	-	-
Plug-in bridge Red	2-pole	50	NSYTRAL22	50	NSYTRAL22	50	NSYTRAL22
	3-pole	50	NSYTRAL23	50	NSYTRAL23	50	NSYTRAL23
	4-pole	50	NSYTRAL24	50	NSYTRAL24	50	NSYTRAL24
	5-pole	50	NSYTRAL25	50	NSYTRAL25	50	NSYTRAL25
	10-pole	10	NSYTRAL210	10	NSYTRAL210	10	NSYTRAL210
	20-pole	10	NSYTRAL220	10	NSYTRAL220	10	NSYTRAL220
Test plug	Metallic part, Ø 2.3 mm	10	NSYTRAATM1	10	NSYTRAATM1	10	NSYTRAATM1
	Insulating sleeve, red	10	NSYTRAATP1	10	NSYTRAATP1	10	NSYTRAATP1
Test adaptor	For plug-in bridge shaft	10	NSYTRAFT	10	NSYTRAFT	10	NSYTRAFT
Marker tag holder	For ●AB35 end stop	100	NSYTRASB4	100	NSYTRASB4	100	NSYTRASB4
DIN rail 35 x 7.2 mm	Perforated, 2 m long	20	NSYSDR200BD	20	NSYSDR200BD	20	NSYSDR200BD
Marking accessories		See page 90					
General data							
	Strip length (mm)	10		10		10	




NSYTRP42PE		NSYTRP43PE		NSYTRP44PE	
4 mm ²		4 mm ²		4 mm ²	
Grounding		Grounding		Grounding	
1 pole - 1 x 1		1 pole - 1 x 2		1 pole - 2 x 2	
Green/Yellow		Green/Yellow		Green/Yellow	
-		-		-	
56		66.5		77	
36.5		36.5		36.5	
6.2		6.2		6.2	
4		4		4	
0.08 - 4		0.08 - 4		0.08 - 4	
0.08 - 6		0.08 - 6		0.08 - 6	
-		-		-	
24 - 10 AWG		24 - 10 AWG		24 - 10 AWG	
24 - 10 AWG		24 - 10 AWG		24 - 10 AWG	
-		-		-	
UL, CSA, ATEX, IECEx, GL, LR, EAC		UL, CSA, ATEX, IECEx, GL, LR, EAC		UL, CSA, ATEX, IECEx, GL, LR, EAC	

Sold in lots of	Unit reference	Sold in lots of	Unit reference	Sold in lots of	Unit reference
50	NSYTRP42PE	50	NSYTRP43PE	50	NSYTRP44PE
50	NSYTRAAB35	50	NSYTRAAB35	50	NSYTRAAB35
50	NSYTRAABV35	50	NSYTRAABV35	50	NSYTRAABV35
50	NSYTRACR42	50	NSYTRACP43	50	NSYTRACP44
-	-	-	-	-	-
50	NSYTRAPR42	-	-	-	-
-	-	-	-	-	-
50	NSYTRAL42	50	NSYTRAL42	50	NSYTRAL42
50	NSYTRAL43	50	NSYTRAL43	50	NSYTRAL43
50	NSYTRAL44	50	NSYTRAL44	50	NSYTRAL44
50	NSYTRAL45	50	NSYTRAL45	50	NSYTRAL45
10	NSYTRAL410	10	NSYTRAL410	10	NSYTRAL410
10	NSYTRAL420	10	NSYTRAL420	10	NSYTRAL420
10	NSYTRAATM1	10	NSYTRAATM1	10	NSYTRAATM1
10	NSYTRAATP1	10	NSYTRAATP1	10	NSYTRAATP1
10	NSYTRAFT	10	NSYTRAFT	10	NSYTRAFT
100	NSYTRASB4	100	NSYTRASB4	100	NSYTRASB4
20	NSYSDR200BD	20	NSYSDR200BD	20	NSYSDR200BD

12		12		12	
----	--	----	--	----	--

Push-in terminal blocks - Double deck passthrough



	NSYTRP24D	NSYTRP24DPE
Nominal c.s.a.	2.5 mm ²	2.5 mm ²
Type of block	Passthrough - Double deck	Grounding - Double deck
Type of connection	2 pole - 1 x 1	1 pole - 2 x 2
Color	Grey	Green/Yellow
Max. electric values (U _{max} , I _{max})	500 V, 24 A	-

Dimensions (mm)

	NSYTRP24D	NSYTRP24DPE
Length	78	78
Height	55	55
Width	5.2	5.2
Cabling c.s.a. (mm ²)	2.5	2.5
Flexible cable	0.14 - 2.5	0.14 - 2.5
Solid cable	0.14 - 4	0.14 - 4

Nominal electric values

	NSYTRP24D	NSYTRP24DPE
IEC/EN 60947-7-1	500 V, 22 A	-
UL	600 V, 20 A, 26 - 12 AWG	26 - 12 AWG
CSA	600 V, 20 A, 26 - 12 AWG	26 - 12 AWG
ATEX	-	-
Certifications	UL, CSA, VDE, GL, LR, DNV, EAC	UL, CSA, VDE, GL, LR, DNV, EAC

Terminal blocks

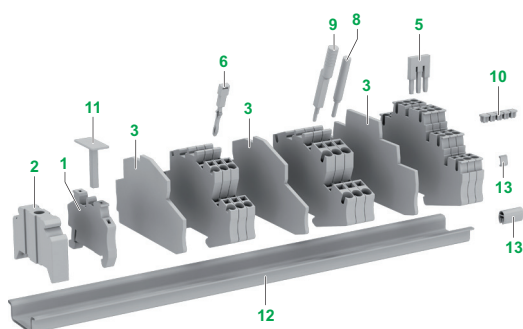
	Sold in lots of	Unit reference	Sold in lots of	Unit reference
Grey	50	NSYTRP24D	50	NSYTRP24DPE
Blue	50	NSYTRP24DBL	-	-

Accessories

		Sold in lots of	Unit reference	Sold in lots of	Unit reference
1	End stop	50	NSYTRAAB35	50	NSYTRAAB35
2	for 35 mm DIN rail	50	NSYTRAABV35	50	NSYTRAABV35
3	End plate, width 2.2 mm	50	NSYTRACRE24	50	NSYTRACRE24
	Blue	-	-	-	-
5	Plug-in bridge	50	NSYTRAL22	50	NSYTRAL22
	Red	50	NSYTRAL23	50	NSYTRAL23
	4-pole	50	NSYTRAL24	50	NSYTRAL24
	5-pole	50	NSYTRAL25	50	NSYTRAL25
	10-pole	10	NSYTRAL210	10	NSYTRAL210
	20-pole	10	NSYTRAL220	10	NSYTRAL220
6	Vertical bridge 1-pole	50	NSYTRALV24R	-	-
8	Test plug	10	NSYTRAATM1	10	NSYTRAATM1
	Insulating sleeve, red	10	NSYTRAATP1	10	NSYTRAATP1
9	Test adaptor	10	NSYTRAFT	10	NSYTRAFT
11	Marker tag holder	100	NSYTRASB4	100	NSYTRASB4
12	DIN rail	20	NSYSR200BD	20	NSYSR200BD
	Perforated, 2 m long				
13	Marking accessories	See page 90			

General data



	NSYTRP24D	NSYTRP24DPE
Strip length (mm)	10	10



PB502360-33



The NSYTRALV24R vertical bridge offers the option of connecting both levels of the standard double deck NSYTRP24D terminal block.




NSYTRP26T	NSYTRP26TPE
2.5 mm ²	2.5 mm ²
Passthrough - 3 Levels	Grounding - 3 Levels
3 pole - 1 x 1	1 pole - 3 x 3
Grey	Green/Yellow
500 V, 24 A	-
102	102
58	58
5.2	5.2
2.5	2.5
0.14 - 2.5	0.14 - 2.5
0.14 - 4	0.14 - 4
500 V, 20 A	-
300 V, 20 A, 26 -12 AWG	26 -12 AWG
300 V, 20 A, 26 -12 AWG	-
-	-
UL, CSA, EAC	UL, EAC

Sold in lots of	Unit reference	Sold in lots of	Unit reference
50	NSYTRP26T	50	NSYTRP26TPE
50	NSYTRP26TBL	-	-
50	NSYTRAAB35	50	NSYTRAAB35
50	NSYTRAABV35	50	NSYTRAABV35
50	NSYTRACPE26	50	NSYTRACPE26
-	-	-	-
50	NSYTRAL22	50	NSYTRAL22
50	NSYTRAL23	50	NSYTRAL23
50	NSYTRAL24	50	NSYTRAL24
50	NSYTRAL25	50	NSYTRAL25
10	NSYTRAL210	10	NSYTRAL210
10	NSYTRAL220	10	NSYTRAL220
-	-	-	-
10	NSYTRAATM1	10	NSYTRAATM1
10	NSYTRAATP1	10	NSYTRAATP1
10	NSYTRAFT	10	NSYTRAFT
100	NSYTRASB4	100	NSYTRASB4
20	NSYSDR200BD	20	NSYSDR200BD

10	10
----	----

Push-in terminal blocks - Disconnect



		NSYTRP22SC
Nominal c.s.a.		2.5 mm ²
	Type of block	Disconnect (blade)
	Type of connection	1 pole - 1 x 1
	Color	Grey
Max. electric values (U _{max} , I _{max})		400 V, 20 A

Dimensions (mm)		
	Length	62
	Height	36.5
	Width	5.2
Cabling c.s.a. (mm ²)		2.5
	Flexible cable	0.14 - 2.5
	Solid cable	0.14 - 4

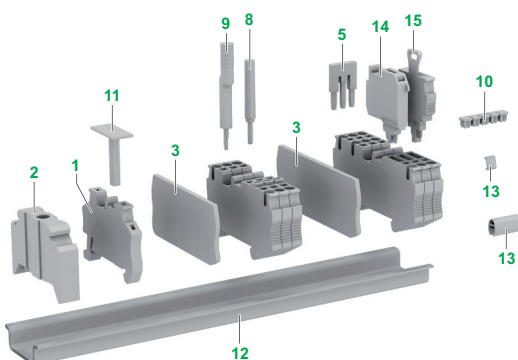
Nominal electric values		
	IEC/EN 60947-7-1	400 V, 20 A
	UL	300 V, 20 A, 26 - 12 AWG
	CSA	300 V, 20 A, 26 - 12 AWG
	ATEX	-


Certifications	UL, CSA, VDE, GL, LR, EAC
----------------	---------------------------

Terminal blocks			
	Grey	Sold in lots of	Unit reference
		50	NSYTRP22SC

Accessories				
1	End stop	Clip-on, 5.2 mm	50	NSYTRAAB35
2	for 35 mm DIN rail	With screw, 9.5 mm	50	NSYTRAABV35
3	End plate, width 2.2 mm	Grey	50	NSYTRACPK22
		Blue	-	-
4	Partition plate, width 2 mm	Grey	50	NSYTRAPR23
		Blue	-	-
5	Plug-in bridge Red	2-pole	50	NSYTRAL22
		3-pole	50	NSYTRAL23
		4-pole	50	NSYTRAL24
		5-pole	50	NSYTRAL25
		10-pole	10	NSYTRAL210
		20-pole	10	NSYTRAL220
14	Removable carrier width 6.1 mm	For fuse 5 x 20 mm	-	
		For fuse 5 x 20 mm 110 V	-	
		For fuse 5 x 20 mm 12 V	-	
15	Removable carrier width 5.1 mm	For component	-	
		With 1N4007 diode	-	
8	Test plug	Metallic part, Ø 2.3 mm	10	NSYTRAATM1
		Insulating sleeve, red	10	NSYTRAATP1
9	Test adaptor	For plug-in bridge shaft	10	NSYTRAFT
11	Marker tag holder	For ●AB35 end stop	100	NSYTRASB4
12	DIN rail 35 x 7.2 mm	Perforated, 2 m long	20	NSYSDR200BD
13	Marking accessories			See page 90

General data		
	Strip length (mm)	10






NSYTRP23SC	NSYTRP24SC	NSYTRP22TB	NSYTRP42SC	NSYTRP42TB
2.5 mm ²	2.5 mm ²	2.5 mm ²	4 mm ²	4 mm ²
Disconnect (blade)	Disconnect (blade)	Disconnect (for carrier)	Disconnect (blade)	Disconnect (for carrier)
1 pole - 1 x 2	1 pole - 2 x 2	1 pole - 1 x 1	1 pole - 1 x 1	1 pole - 1 x 1
Grey	Grey	Grey	Grey	Grey
400 V, 20 A	400 V, 20 A	400 V, 20 A	400 V, 20 A	400 V, 20 A
72	72	62	56	56
36.5	36.5	36.5	36.5	36.5
5.2	5.2	5.2	6.2	6.2
2.5	2.5	2.5	4	4
0.14 - 2.5	0.14 - 2.5	0.14 - 2.5	0.2 - 4	0.2 - 4
0.14 - 4	0.14 - 4	0.14 - 4	0.2 - 6	0.2 - 6
400 V, 20 A	400 V, 20 A	400 V, 20 A	400 V, 20 A	400 V, 20 A
300 V, 20 A, 26 -12 AWG	300 V, 20 A, 26 -12 AWG	300 V, 20 A, 26 -12 AWG	300 V, 20 A, 24 -12 AWG	300 V, 20 A, 24 -12 AWG
300 V, 20 A, 26 -12 AWG	300 V, 20 A, 26 -12 AWG	300 V, 20 A, 26 -12 AWG	300 V, 20 A, 24 -12 AWG	300 V, 20 A, 24 -12 AWG
-	-	-	-	-
UL, CSA, VDE, GL, LR, EAC	UL, CSA, VDE, GL, LR, EAC	UL, CSA, VDE, GL, LR, EAC	UL, CSA, EAC	UL, CSA, VDE, GL, EAC

Sold in lots of	Unit reference	Sold in lots of	Unit reference	Sold in lots of	Unit reference	Sold in lots of	Unit reference	Sold in lots of	Unit reference
50	NSYTRP23SC	50	NSYTRP24SC	50	NSYTRP22TB	50	NSYTRP42SC	50	NSYTRP42TB
50	NSYTRAAB35	50	NSYTRAAB35	50	NSYTRAAB35	50	NSYTRAAB35	50	NSYTRAAB35
50	NSYTRAABV35	50	NSYTRAABV35	50	NSYTRAABV35	50	NSYTRAABV35	50	NSYTRAABV35
50	NSYTRACPK23	50	NSYTRACPK24	50	NSYTRACPK22	50	NSYTRACR42	50	NSYTRACR42
-	-	-	-	-	-	-	-	-	-
50	NSYTRAPR24	-	-	-	-	50	NSYTRAPR24	50	NSYTRAPR24
-	-	-	-	-	-	-	-	-	-
50	NSYTRAL22	50	NSYTRAL22	50	NSYTRAL22	50	NSYTRAL42	50	NSYTRAL42
50	NSYTRAL23	50	NSYTRAL23	50	NSYTRAL23	50	NSYTRAL43	50	NSYTRAL43
50	NSYTRAL24	50	NSYTRAL24	50	NSYTRAL24	50	NSYTRAL44	50	NSYTRAL44
50	NSYTRAL25	50	NSYTRAL25	50	NSYTRAL25	50	NSYTRAL45	50	NSYTRAL45
10	NSYTRAL210	10	NSYTRAL210	10	NSYTRAL210	10	NSYTRAL410	10	NSYTRAL410
10	NSYTRAL220	10	NSYTRAL220	10	NSYTRAL220	10	NSYTRAL420	10	NSYTRAL420
-	-	-	-	10	NSYTRASF520	-	-	10	NSYTRASF520
-	-	-	-	10	NSYTRASF520M	-	-	10	NSYTRASF520M
-	-	-	-	10	NSYTRASF520B	-	-	10	NSYTRASF520B
-	-	-	-	10	NSYTRASV1	-	-	10	NSYTRASV1
-	-	-	-	10	NSYTRASV2	-	-	10	NSYTRASV2
10	NSYTRAATM1	10	NSYTRAATM1	10	NSYTRAATM1	10	NSYTRAATM1	10	NSYTRAATM1
10	NSYTRAATP1	10	NSYTRAATP1	10	NSYTRAATP1	10	NSYTRAATP1	10	NSYTRAATP1
10	NSYTRAFT	10	NSYTRAFT	10	NSYTRAFT	10	NSYTRAFT	10	NSYTRAFT
100	NSYTRASB4	100	NSYTRASB4	100	NSYTRASB4	100	NSYTRASB4	100	NSYTRASB4
20	NSYSDR200BD	20	NSYSDR200BD	20	NSYSDR200BD	20	NSYSDR200BD	20	NSYSDR200BD

10	10	10	10	10
----	----	----	----	----


PB502117



Passthrough

84



PB502120





Grounding

85

Hybrid terminal blocks - Passthrough



		NSYTRH12	NSYTRH13		
Nominal c.s.a.		1.5 mm ²	1.5 mm ²		
	Type of block	Passthrough	Passthrough		
	Type of connection	1 pole - 1 x 1	1 pole - 1 x 2 (1 screw x 2 IDC)		
	Color	Grey	Grey		
Max. electric values (U _{max} , I _{max})		800 V, 17 A	800 V, 17 A		
Dimensions (mm)					
	Length	58.8	76.4		
	Height	42.8	42.8		
	Width	5.2	5.2		
Cabling c.s.a. (mm ²)	IDC connection	1.5	1.5		
	Flexible cable	0.5 - 1.5	0.5 - 1.5		
Cabling c.s.a. (mm ²)	Screw connection	1.5	1.5		
	Flexible cable	0.14 - 2.5	0.14 - 2.5		
	Solid cable	0.14 - 4	0.14 - 4		
Nominal electric values					
	IEC/EN 60947-7-1	800 V, 17 A	800 V, 17 A		
	UL	600 V, 10 A, 24 - 16 AWG	600 V, 10 A, 24 - 16 AWG		
	CSA	600 V, 10 A, 24 - 16 AWG	600 V, 10 A, 24 - 16 AWG		
	ATEX Ⓜ	550 V, 16.5 A	550 V, 16.5 A		
Certifications		UL, CSA, ATEX, IECEx, EAC	UL, CSA, ATEX, IECEx, EAC		
Terminal blocks					
	Grey	Sold in lots of 50	Unit reference NSYTRH12	Sold in lots of 50	Unit reference NSYTRH13
Accessories					
End stop for 35 mm DIN rail	Clip-on, 5.2 mm	50	NSYTRAAB35	50	NSYTRAAB35
	With screw, 9.5 mm	50	NSYTRAABV35	50	NSYTRAABV35
End plate, width 2.2 mm	Grey	50	NSYTRACH12	50	NSYTRACH13
	Blue	-	-	-	-
Partition plate, width 2 mm	Grey	50	NSYTRAPD12	50	NSYTRAPD13
	Blue	-	-	-	-
Plug-in bridge Red	2-pole	50	NSYTRAL22	50	NSYTRAL22
	3-pole	50	NSYTRAL23	50	NSYTRAL23
	4-pole	50	NSYTRAL24	50	NSYTRAL24
	5-pole	50	NSYTRAL25	50	NSYTRAL25
	10-pole	10	NSYTRAL210	10	NSYTRAL210
	20-pole	10	NSYTRAL220	10	NSYTRAL220
Test plug	Metalic part, Ø 2.3 mm	10	NSYTRAATM1	10	NSYTRAATM1
	Insulating sleeve, red	10	NSYTRAATP1	10	NSYTRAATP1
Test adaptor	For plug-in bridge shaft	10	NSYTRAFT	10	NSYTRAFT
Marker tag holder	For ●AB35 end stop	100	NSYTRASB4	100	NSYTRASB4
DIN rail 35 x 7.2 mm	Perforated, 2 m long	20	NSYSDR200BD	20	NSYSDR200BD
Marking accessories		See page 90			
General data					
	Strip length (mm)	9		9	
	Screw thread	M3		M3	
	Torque (Nm)	0.5 - 0.6		0.6 - 0.8	



NSYTRH22		NSYTRH12PE	
2.5 mm ²		1.5 mm ²	
Passthrough		Grounding	
1 pole - 1 x 1		1 pole - 1 x 1	
Grey		Green/Yellow	
800 V, 24 A		-	
62.6		58.8	
42.8		42.8	
6.2		5.2	
2.5		1.5	
0.5 - 2.5		0.5 - 1.5	
2.5		1.5	
0.14 - 4		0.14 - 2.5	
0.14 - 6		0.14 - 4	
800 V, 24 A		-	
600 V, 15 A, 20 - 14 AWG		24 - 16 AWG	
600 V, 15 A, 20 - 14 AWG		24 - 16 AWG	
550 V, 22 A		-	
UL, CSA, ATEX, IECEx, EAC		UL, CSA, ATEX, IECEx, EAC	
Sold in lots of	Unit reference	Sold in lots of	Unit reference
50	NSYTRH22	50	NSYTRH12PE
50	NSYTRAAB35	50	NSYTRAAB35
50	NSYTRAABV35	50	NSYTRAABV35
50	NSYTRACH22	50	NSYTRACH12
-	-	-	-
-	-	50	NSYTRAPD12
-	-	-	-
50	NSYTRAL42	50	NSYTRAL22
50	NSYTRAL43	50	NSYTRAL23
50	NSYTRAL44	50	NSYTRAL24
50	NSYTRAL45	50	NSYTRAL25
10	NSYTRAL410	10	NSYTRAL210
10	NSYTRAL420	10	NSYTRAL220
10	NSYTRAATM1	10	NSYTRAATM1
10	NSYTRAATP1	10	NSYTRAATP1
10	NSYTRAFT	10	NSYTRAFT
100	NSYTRASB4	100	NSYTRASB4
20	NSYSDR200BD	20	NSYSDR200BD
10		14	
M4		M5	
1.5 - 1.8		2.5 - 3	

PB502169-18



Common accessories

88

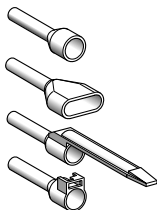
PB502336



Marking accessories

90

815874



Mounting and cabling accessories

96

Accessories

PB502169-18



PB502210-18



PB502202-36



PB502202-36



Test accessories	NSYTRAFT	NSYTRAFT●●	NSYTRAATM1	NSYTRAATP1
Description	Test adapter for Ø 4 mm test plugs	Snap-on test adapter for Ø 4 mm test plugs	Test adapter - metallic part Ø 2.3 mm	Test adapter - plastic part Ø 2.3 mm
Dimensions W / D / H (mm)	6 / 6.5 / 51 mm	6 / 6.5 / 51 mm	5 / 5 / 10.8 mm	5 / 5 / 20 mm
Material	Polyamide (PA 6.6)	Polyamide (PA 6.6)	Silver-plated brass	Polyamide (PA 6.6)
Color	Grey	Orange / Yellow / Green	Silver	Red
Inflammability class acc. to UL 94	V0	V0	-	V0
Temperature range (°C)	-40 ... +125	-40 ... +125	-40 ... +125	-40 ... +125
Compatibility	For 2.5 mm ² , 4 mm ² & 6 mm ² terminals	For 6 mm ² terminals	For 2.5 mm ² , 4 mm ² & 6 mm ² terminals	-
For terminal block width	5.2 mm; 6.2 mm & 8.2 mm	8.2 mm	5.2 mm; 6.2 mm & 8.2 mm	-
Mounting position	Plugs in bridge shafts	Plugs in bridge shafts Cannot be removed	Plugs in bridge shafts For 2.3 mm Ø socket hole	For NSYTRAATM1 metal part

Marking strips

		Sold in lots of	Unit Reference	Sold in lots of	Unit Reference	Sold in lots of	Unit Reference	Sold in lots of	Unit Reference
Color	Grey	10	NSYTRAFT	-	-	10	NSYTRAATM1	-	-
	Orange	-	-	10	NSYTRAFTAR	-	-	-	-
	Yellow	-	-	10	NSYTRAFTYE	-	-	-	-
	Green	-	-	10	NSYTRAFTGN	-	-	-	-
	Red	-	-	-	-	-	-	10	NSYTRAATP1

Accessories

PB502123-20



PB502124-20



PB502122-18



Insulation accessories	NSYTRAAB35	NSYTRAABV35	NSYTRAAB15
Description	End stop, clip-on	End stop, with screw	End stop, clip-on
Dimensions W / D / H (mm)	5.2 / 48.5 / 35	9.5 / 48.6 / 32.8	5.2 / 22 / 22.6 mm
Material	Polyamide (PA)	Polyamide (PA)	Polyamide (PA)
Color	Grey	Grey	Grey
Inflammability class acc. to UL 94	V2	V2	V2
Temperature range (°C)	-40 ... +100	-40 ... +100	-40 ... +100
Compatibility	For NS 35/7.5 or NS 35/15 DIN rail	For NS 35/7.5 or NS 35/15 DIN rail	For NS 15 DIN rail
For terminal block width	-	-	-
Mounting position	Markable with NSYTRABF5● strips	Markable with NSYTRAB8● strips	Markable with NSYTRABF5● strips

Marking strips

		Sold in lots of	Unit Reference	Sold in lots of	Unit Reference	Sold in lots of	Unit Reference
Color	Grey	50	NSYTRAAB35	50	NSYTRAABV35	50	NSYTRAAB15
	Orange	-	-	-	-	-	-
	Yellow	-	-	-	-	-	-



NSYTRAF2 / 4 / 6	NSYTRAPT16 / 35	NSYTRASV●	NSYTRASF520●
Modular test plug with 1.5 mm ² spring cage connection	Pick-off terminal blocks. For connecting 2.5 mm ² cables to 16 & 35 mm ² terminals	Removable component carrier - with spring cage contact - 6 A max	Removable fuse carrier For fuse 5 x 20 mm - 6 A max
5.2 (6.2; 8.2) / 22.4 / 60 mm	8.2 / 20.7 / 34.7	5.1 / 24 / 22 mm	6.1 / 28 / 25 mm
Polyamide (PA 6.6)	Polyamide (PA 6.6)	Polyamide (PA 6.6)	Polyamide (PA 6.6)
Red	Grey	Grey	Black
V0	V0	V0	V0
-40 ... +125	-40 ... +125	-40 ... +125	-40 ... +125
NSYTRAF2 - for 2.5 mm ² terminals NSYTRAF4 - for 4 mm ² terminals NSYTRAF6 - for 6 mm ² terminals	For 16 mm ² & 35 mm ² terminals In = 32 A	For all disconnect terminals	For 4 mm ² disconnect terminals Only for individual 2.5 mm ² disconnect terminals
NSYTRAF2 - 5.2 mm NSYTRAF4 - 6.2 mm NSYTRAF6 - 8.2 mm	12.2 mm & 16 mm	5.2 mm & 6.2 mm	6.2 mm (& 5.2 mm)
Plugs in bridge shafts Markable with NSYTRABF●● strips	Snaps in the lateral guide of the terminal Markable with NSYTRAB10● strips	Plugs in the disconnect area Markable with NSYTRABF5● strips	Plugs in the disconnect area Markable with NSYTRAB6● strips Only for single 5.2 mm terminal blocks

Sold in lots of	Unit Reference	Sold in lots of	Unit Reference	Sold in lots of	Unit Reference	Sold in lots of	Unit Reference
-	-	10	NSYTRAPT16	10	NSYTRASV1 for component	10	NSYTRASF520
-	-	10	NSYTRAPT35	10	NSYTRASV2 with 1N4007 diode	10	NSYTRASF520M with LED 110-250V
-	-	-	-	-	-	10	NSYTRASF520B with LED 11-30 V
-	-	-	-	-	-	-	-
-	-	-	-	-	-	-	-
10	NSYTRAF2	-	-	-	-	-	-
10	NSYTRAF4	-	-	-	-	-	-
10	NSYTRAF6	-	-	-	-	-	-



NSYTRACS●	NSYTRACSR●	NSYTRASB4
Warning label for screw terminals	Warning cover for spring and push-in terminals	Terminal strip marker carrier, height-adjustable
-	-	10 / 22 / 27
Polyamide	Polyamide	Polyamide
Yellow	Yellow	Grey
V0	V2	V2
-40 ... +125	-40 ... +100	-40 ... +100
Only for screw terminal from 2.5 mm ² up to 35 mm ²	Only for spring or push-in terminal from 2.5 mm ² up to 35 mm ²	For NSYTRAAB35 , NSYTRAABV35 & NSYTRAAB15 end stop
5.2 / 6.2 / 8.2 / 10.2 / 12.2 / 16 mm	5.2 / 6.2 / 8.2 / 10.2 / 12.2 / 16 mm	-
The warning label snaps into the screw shafts of the relevant terminal	The warning cover snaps into the actuation shafts of the relevant terminal	Snaps into the shaft of the end stop Markable with LA9D91 or LA9D93 labels

Sold in lots of	Unit Reference	Sold in lots of	Unit Reference	Sold in lots of	Unit Reference
-	-	-	-	100	NSYTRASB4
-	-	-	-	-	-
10	NSYTRACS2	10	NSYTRACSR2	-	-
10	NSYTRACS4	10	NSYTRACSR4	-	-
10	NSYTRACS6	10	NSYTRACSR6	-	-
10	NSYTRACS10	10	NSYTRACSR10	-	-
10	NSYTRACS16	-	-	-	-
10	NSYTRACS35	-	-	-	-

Marking accessories



Clip-in marker strips	NSYTRAB5●	NSYTRAB6●	NSYTRAB8●
Description	10 consecutive figures or numbers, printed horizontally	10 consecutive figures or numbers, printed horizontally	10 consecutive figures or numbers, printed horizontally
Material	Polyamide (PA 6.6, silicone and halogen free)	Polyamide (PA 6.6, silicone and halogen free)	Polyamide (PA 6.6, silicone and halogen free)
Color	Black markings on white background	Black markings on white background	Black markings on white background
Inflammability class acc. to UL 94	V2	V2	V2
Temperature range (°C)	-40 ... +100	-40 ... +100	-40 ... +100
Compatibility	For all 2,5 mm ² terminal blocks For 10 mm ² TBs: 2 marking elements for 1 terminal	For all 4 mm ² terminal blocks For 16 mm ² TBs: 2 marking elements for 1 terminal (1)	For 6 mm ² TBs: NSY TRV / TRR For 35 mm ² TBs: 2 marking elements for 1 terminal
For terminal block width	5.2 mm	6.2 mm	8.2 mm
Mounting position	Lateral sides for NSYTRV terminal blocks Central shaft for NSYTRR / NSYTRP / NSYTRH terminal blocks	Lateral sides for NSYTRV terminal blocks Central shaft for NSYTRR / NSYTRP / NSYTRH terminal blocks	Lateral sides for NSYTRV terminal blocks Central shaft for NSYTRR / NSYTRP terminal blocks

Marking strips

Printed characters	Sold in lots of	Unit reference	Sold in lots of	Unit reference	Sold in lots of	Unit reference
1 10	10	NSYTRAB510	10	NSYTRAB610	10	NSYTRAB810
11 20	10	NSYTRAB520	10	NSYTRAB620	10	NSYTRAB820
21 30	10	NSYTRAB530	10	NSYTRAB630	10	NSYTRAB830
31 40	10	NSYTRAB540	10	NSYTRAB640	10	NSYTRAB840
41 50	10	NSYTRAB550	10	NSYTRAB650	10	NSYTRAB850
51 60	10	NSYTRAB560	10	NSYTRAB660	10	NSYTRAB860
61 70	10	NSYTRAB570	10	NSYTRAB670	10	NSYTRAB870
71 80	10	NSYTRAB580	10	NSYTRAB680	10	NSYTRAB880
81 90	10	NSYTRAB590	10	NSYTRAB690	10	NSYTRAB890
91 100	10	NSYTRAB5100	10	NSYTRAB6100	10	NSYTRAB8100
1 100 (1 - 10; 11 - 20; ... 91 - 100)	100	NSYTRAB51100	100	NSYTRAB61100	-	-
L1, L2, L3, N, PE, L1, L2, L3, N, PE	10	NSYTRAB5L1N	10	NSYTRAB6L1N	-	-
Letters (A to Z)	-	-	-	-	-	-
Numbers (0 to 9)	-	-	-	-	-	-

Marking cards



Blank marking cards	Sold in lots of	Unit reference	Sold in lots of	Unit reference	Sold in lots of	Unit reference
72 characters (6 strips)	10	NSYTRABPV5	-	-	-	-
60 characters (6 strips)	-	-	10	NSYTRABPV6	-	-
42 characters (6 strips)	-	-	-	-	10	NSYTRABPV8

Marking cards for AB1/DB6 terminals and Multi9 Acti9 range (2)

Blank (60 characters max.)	-	-	10	NSYTRAXPV6	-	-
1 10 (6 strips)	-	-	10	NSYTRAXP610	-	-
11 20 (6 strips)	-	-	10	NSYTRAXP620	-	-
21 30 (6 strips)	-	-	10	NSYTRAXP630	-	-
31 40 (6 strips)	-	-	10	NSYTRAXP640	-	-
41 50 (6 strips)	-	-	10	NSYTRAXP650	-	-
L1, L2, L3 (60 characters max.)	-	-	10	NSYTRAX6L1L3	-	-

Accessories

Plotter adapter for marking cards	1	NSYTRABMP1	1	NSYTRABMP1	1	NSYTRABMP1
-----------------------------------	---	------------	---	------------	---	------------

(1) For 16mm² terminal blocks or bigger, the strip must be broken and use the individual marking characters.

(2) Only for AB1 terminal blocks 4mm²; and for Multi9 Acti9 range. Can't be used in NSYTR terminals.

PB602340-16



PB602350-20



NSYTRAB10●	NSYTRABF5●	NSYTRABF6●
10 consecutive figures or numbers, printed horizontally	10 consecutive figures or numbers, printed horizontally	10 consecutive figures or numbers, printed horizontally
Polyamide (PA 6.6, silicone and halogen free)	Polyamide (PA 6.6, silicone and halogen free)	Polyamide (PA 6.6, silicone and halogen free)
Black markings on white background	Black markings on white background	Black markings on white background
V2	V2	V2
-40 ... +100	-40 ... +100	-40 ... +100
For $\geq 10 \text{ mm}^2$ TBs: NSY TRV / TRR	For all $2,5 \text{ mm}^2$ terminal blocks For 10 mm^2 TBs: 2 marking elements for 1 terminal.	For all 4 mm^2 terminal blocks For 16 mm^2 TBs: 2 marking elements for 1 terminal.
$\geq 10.2 \text{ mm}$ (1)	5.2 mm	6.2 mm
Lateral sides for NSYTRV terminal blocks Central shaft for NSYTRR / NSYTRP terminal blocks	Lateral sides for all NSYTR terminal blocks	Lateral sides for all NSYTR terminal blocks

Sold in lots of	Unit reference	Sold in lots of	Unit reference	Sold in lots of	Unit reference
10	NSYTRAB1010	10	NSYTRABF510	10	NSYTRABF610
10	NSYTRAB1020	10	NSYTRABF520	10	NSYTRABF620
10	NSYTRAB1030	10	NSYTRABF530	10	NSYTRABF630
10	NSYTRAB1040	10	NSYTRABF540	10	NSYTRABF640
10	NSYTRAB1050	10	NSYTRABF550	10	NSYTRABF650
10	NSYTRAB1060	-	-	-	-
10	NSYTRAB1070	-	-	-	-
10	NSYTRAB1080	-	-	-	-
10	NSYTRAB1090	-	-	-	-
10	NSYTRAB10100	-	-	-	-
-	-	-	-	-	-
-	-	-	-	-	-
-	-	10	NSYTRABF5● (3)	-	-
-	-	10	NSYTRABF5● (4)	10	NSYTRABF6● (4)

PB602341-26



PB602342-26



Sold in lots of	Unit reference	Sold in lots of	Unit reference	Sold in lots of	Unit reference
-	-	10	NSYTRABFPV5	-	-
-	-	-	-	10	NSYTRABFPV6
-	-	-	-	10	NSYTRABFPV8
-	-	-	-	-	-
-	-	-	-	-	-
-	-	-	-	-	-
-	-	-	-	-	-
-	-	-	-	-	-
-	-	-	-	-	-
-	-	-	-	-	-
-	-	-	-	-	-
-	-	-	-	-	-
-	-	-	-	-	-
-	-	1	NSYTRABMP2	1	NSYTRABMP2

Marking accessories

PB602201-20



		NSYTRABCV●
		Marking collars for cables
Description		Open marker carrier, 15 mm wide, for clipping into wire
	Material	PVC (Siliconfree)
	Color	White marker with transparent sleeve
	Inflammability class according to UL 94	V0
	Temperature range [°C]	-50 ... +80
Compatibility		For conductor diameter 2 mm up to 8 mm
	Mounting position	Clip-on to the cable
	Marking elements	With any of the NSYTRABCV● marking elements

Marking collars and inserts

Marking collars		Sold in lots of	Unit reference
for conductor diameter	2 to 3.5 mm	500	NSYTRABCV23
	3 to 5 mm	500	NSYTRABCV35
	5 to 8 mm	500	NSYTRABCV58

Marking inserts, A4 format, perforated


Color	White	-	-
	Yellow	-	-
	Red	-	-
	Blue	-	-

Marking card with 50 inserts

Color	White	-	-
-------	-------	---	---

Marking accessories

PB602351-30



NSYTRAPLOT

Plotter

- A flexible plotter that labels marking elements quickly and easily.
- Rugged construction in stylish aluminium
- Easy to change fixtures to suit a variety of marking elements
- Auto calibration no adjustment necessary
- Including **NSYTRA BMP1 / BMP2** adaptor plates, 0.25 & 0.35 mm black pens, Spacial.print software, power supply, connecting cables, user manual

Printing area	A4
Input voltage/ frequency	100 - 240 V AC, 50/60 Hz
Interface	USB 2.0
Operating system	MS Windows XP/Vista/7
Compatibility	For all NSYTR blank marking cards

Marking collars and inserts

Marking plotter		Sold in lots of	Unit reference
Color	Grey	1	NSYTRAPLOT

Accessories

		Sold in lots of	Unit reference
Adaptor plates	For NSYTRABPV● ; NSYTRAXPV* and NSYTRABCP5 marking cards	1	NSYTRABMP1
	For NSYTRAFBPV● marking cards	1	NSYTRABMP2
	For ZBY● marking elements	1	NSYTRABMP3
Pen, disposable	0.18 mm line, black	1	NSYTRAPEN1
	0.25 mm line, black	1	NSYTRAPEN2
	0.35 mm line, black	1	NSYTRAPEN3

PB602362-28



NSYTRABC

Marking inserts for collars

360 inserts for marking collars, A4 format, perforated 15 x 4 mm inserts

Polyester (Silicone and halogen free)

White, yellow, red or blue

V0

40 ... +100

For all **NSYTRABC** marking collars

Slides inside the collar sleeve

Can be printed with any office printer, plotter or pen

PB602201-32



NSYTRABCP5

Marking card for collars

Marking card with 50 inserts for marking collars 15 x 4 mm inserts

Polycarbonate

White

V0

-40 ... +120

For all **NSYTRABC** marking collars

Slides inside the collar sleeve

Can be printed with plotter or pen

Sold in lots of

Unit reference

-

-

-

-

-

-

10

NSYTRABCP1

10

NSYTRABCP2

10

NSYTRABCP3

10

NSYTRABCP4

Sold in lots of

Unit reference

-

-

-

-

-

-

-

-

-

-

-

-

-

-

10

NSYTRABCP5

Marking accessories


PB602630-22



PB602631-25



PB602632-30



Marking adaptors

Description

NSYTRABB5
Adaptor for AB1R marking elements.
Can adapt maximum 3 AB1R elements on a NSYTR terminal

NSYTRABB6
Adaptor for AB1R marking elements.
Can adapt maximum 3 AB1R elements on a NSYTR terminal

NSYTRABB8
Adaptor for AB1R marking elements.
Can adapt maximum 3 AB1R elements on a NSYTR terminal

Material

Polyamide

Polyamide

Polyamide

Color

White

White

White

Inflammability class acc. to UL 94

V2

V2

V2

Temperature range (°C)

-40 ... +100

-40 ... +100

-40 ... +100

Compatibility

For terminal block width

For 2.5 mm² TBs: **NSY TRV / TRR / TRP / TRH**

For 4 mm² TBs: **NSY TRV / TRR / TRP / TRH**

For 6 mm² TBs: **NSY TRV / TRR / TRP / TRH**

Mounting position

Lateral sides for **NSYTRV** terminal blocks
Central shaft for **NSYTRR / NSYTRP / NSYTRH** terminal blocks

Lateral sides for **NSYTRV** terminal blocks
Central shaft for **NSYTRR / NSYTRP / NSYTRH** terminal blocks

Lateral sides for **NSYTRV** terminal blocks
Central shaft for **NSYTRR / NSYTRP / NSYTRH** terminal blocks

Marking strips

Sold in lots of

Unit reference

10

NSYTRABB5

Sold in lots of

Unit reference

10

NSYTRABB6

Sold in lots of

Unit reference

10

NSYTRABB8

Strips of clip-in markers for NSYTRABB5/6/8 adapters (1) (2) (3)

816254		816255		816256		816257	
AB1 R●●		AB1 R11		AB1 G●		AB1 G●	
10 identical numbers (or symbols)		10 numbers 0 to 9		10 identical capital letters		10 identical capital letters	
Sold in lots of 25 identical strips		25 identical strips		25 identical strips		25 identical strips	
Marking	Unit reference	Marking	Unit reference	Marking	Unit reference	Marking	Unit reference
Blank	AB1 RV	0...9	AB1 R11	A	AB1 GA	N	AB1 GN
1	AB1 R1			B	AB1 GB	O	AB1 GO
2	AB1 R2			C	AB1 GC	P	AB1 GP
3	AB1 R3			D	AB1 GD	Q	AB1 GQ
4	AB1 R4			E	AB1 GE	R	AB1 GR
5	AB1 R5			F	AB1 GF	S	AB1 GS
6	AB1 R6			G	AB1 GG	T	AB1 GT
7	AB1 R7			H	AB1 GH	U	AB1 GU
8	AB1 R8			I	AB1 GI	V	AB1 GV
9	AB1 R9			J	AB1 GJ	W	AB1 GW
0	AB1 R0			K	AB1 GK	X	AB1 GX
+	AB1 R12			L	AB1 GL	Y	AB1 GY
-	AB1 R13			M	AB1 GM	Z	AB1 GZ

Marking components (1) (2)

816259		816258		816260		816261		816262	
AB1 SR6		AB1 SA●		AB1 RT		AR1 SB2		AR1 SB3	
Holder for 6 markers (Holder for up to 6 AB1 R or G markers)		Blank clip-on marker		Clip-on marker with earth symbol \perp (4)		Marker holder for screw fixing to any type of support		Adhesive marker holder for fixing to any type of support	
Sold in lots of 200		500		500		100		50	
Size mm	Unit reference	Size mm	Unit reference	Size mm	Unit reference	Size mm	Unit reference	Size mm	Unit reference
5 x 19	AB1SR6	4.5 x 8.3	AB1 SA1	4.5 x 8.3	AB1 RT	20 x 20	AR1 SB2	20 x 10	AR1 SB3
		4.5 x 14	AB1 SA2						
		4.5 x 19	AB1 SA3						

(1) Can NOT be mounted directly on NSYTR* terminal blocks, need to use the NSYTRABB* adapters!

(2) For Schneider Electric products such as thermal-magnetic circuit-breakers, modular contactors, model D and model E contactors, interfaces. Can also be used with terminal blocks type NSYTR* in association with NSYTRABB* adapters.

(3) Dimensions of clip-in markers on the strips: 4.5 mm x 2.7 mm.

(4) Black on white background.



Presentation

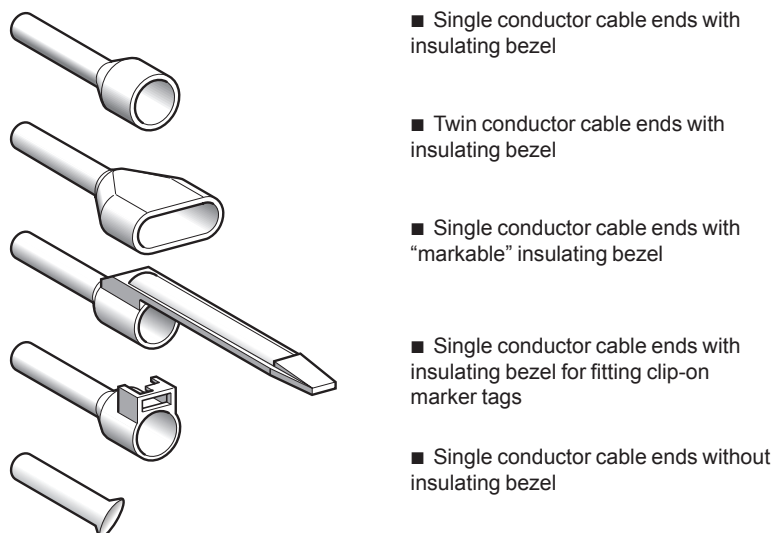
The cable end consists of a tinned copper tube, at the end of which is a moulded, insulating bezel.
The copper tube encases the strands of the flexible conductor and makes it easier to insert it into terminals.
The plastic bezel insulates the conductor from adjacent connections.
In addition, certain models allow marking of the conductors.

General characteristics

Copper tube tinned by electrolysis according to ISO 1337.
Halogen-free plastic insulating bezel.
Temperature withstand -20 °C to 105 °C.
Conforming to standards NFC 63-023 or DIN 46228.
UL and cCSAus certifications for certain products.

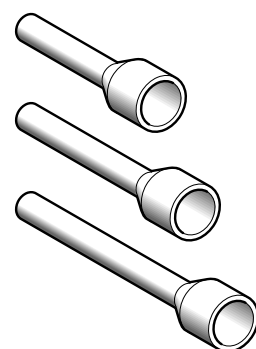
Presentation of the range

5 types



- Single conductor cable ends with insulating bezel
- Twin conductor cable ends with insulating bezel
- Single conductor cable ends with "markable" insulating bezel
- Single conductor cable ends with insulating bezel for fitting clip-on marker tags
- Single conductor cable ends without insulating bezel

3 lengths



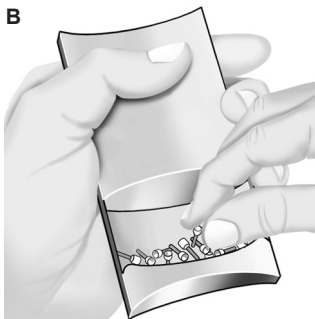
- Short: 12 mm, for printed circuit board type mini-connector
- Medium: 14 mm, for industrial applications, connector or screw clamp
- Long: 18 mm, for plug-in and spring terminal block applications

4 types of packaging

- Dispenser pack: c.s.a. $\geq 2.5 \text{ mm}^2$
- String of 10 detachable bags: c.s.a. $\leq 4 \text{ mm}^2$
- Individual bag: c.s.a. $\geq 6 \text{ mm}^2$
- Bag containing 10 strips of 50 cable ends

2 standards

- Products conforming to standard NF C 63-023
- Products conforming to standard DIN 46228 Part 4 and Part 1



Dispenser pack

4 types of packaging

3 types of bulk pack

- Strings of 10 detachable bags c.s.a. 0.25 mm² to 4 mm² inclusive.
- Individual bags containing 20 or 100 products c.s.a. 6 mm² to 50 mm².
- Dispenser containing 200, 100 or 50 products
 - c.s.a. 0.5 to 2.5 mm² (single conductor cable ends),
 - c.s.a. 2 x 0.7 to 2 x 2.5 mm² (twin conductors cable ends).

The dispensers are supplied in packs. Each pack contains 5 dispensers.

This type of packaging for cable ends improves working conditions through more rational use:

- It facilitates storage by avoiding mixing up cable ends of different cross sectional areas,
- It immediately identifies the c.s.a. of the cable ends it contains because it is the same color as these cable ends,
- It is designed for controlled dispensing **A** and automatic storage **C**,
- The cable ends can be easily picked up from the dish-shaped receptacle **B**.

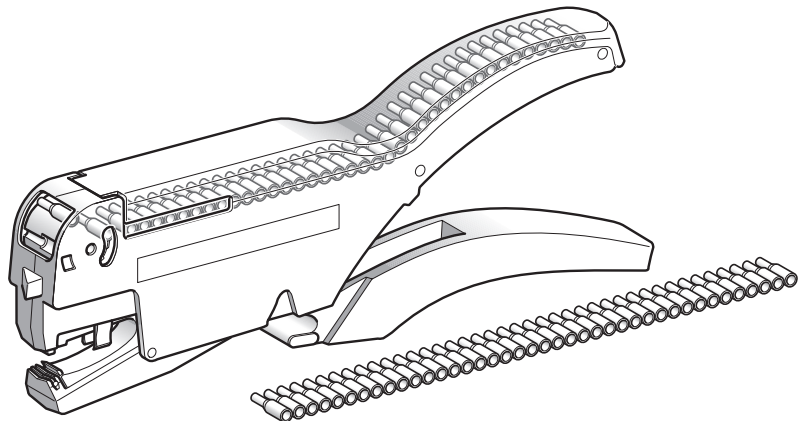
By simply pressing the sides, the dispenser releases the required quantity of cable ends into the receptacle, where they can be picked up, as required. Releasing the pressure on the sides stops the flow of cable ends.

The color of the dispenser pack corresponds to the color coding of the Schneider Electric™ cable ends.

The cable end c.s.a. can therefore be selected visually and instantly.

Strips of 50 cable ends, packed in bags of 10 strips


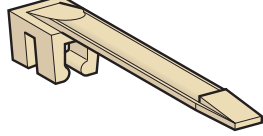
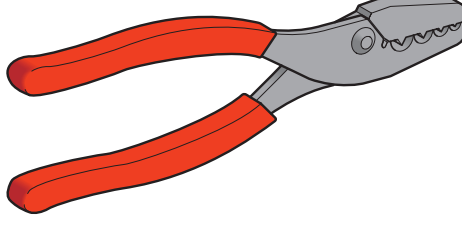
- C.s.a. from 0.5 to 2.5 mm².
- Allows automatic feeding and crimping of cable ends, using crimping tool **AT1TRIF01**.

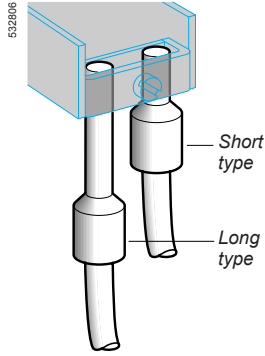


Product type | **Insulated cable ends**

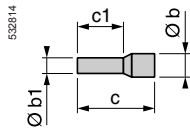


Type	Single conductor cable ends		Twin conductor cable ends		Single conductor markable cable ends		Single conductor cable ends with facility for clip-in marker tag holder	
Conforming to standard	NF C 63-023	DIN 46228-4	NF C 63-023	DIN 46228-4	NF C 63-023	DIN 46228-4	NF C63-023	DIN 46228-4
Length of cable end	Short-medium-long		Medium		Medium		Medium-long	
Conductor c.s.a. (mm ²)	0.25 to 50	0.5 to 50	2 x 0.75 to 2 x 2.5		0.25 to 2.5	0.5 to 2.5	4 to 50	
Packaging	Individual bag Strip of tear-off bags Dispenser pack (0.5 to 2.5 mm ²)		Dispenser pack		Strip of tear-off bags		Strip of tear-off bags (4 mm ²) Individual bag	
Type of clip-on marker	-							-
Tools available	-							-
References	DZ5CE/AZ5CE●		AZ5DE●		DZ5CA●		DZ5CA●	
See page	100		101		101		101	

Uninsulated cable ends	Marking accessories for insulated cable ends			Tools	
					
Single conductor uninsulated cable ends	Clip-on marker holder	Clip-in marker tag holder	Clip-on markers	For fitting clip-on markers	For cabling
DIN 46228-1	-	-	-	-	-
Medium-long	-	-	-	-	-
0.75 to 16	-	-	-	-	-
Strip of bags Individual bag	-	-	-	-	-
-	-	-	Letter Number Color	-	-
-	-	-	-	Marker holder Tool for quick positioning of markers	Automatic wire stripping tool Automatic wire cutting/stripping tool Cable end crimping tools Wire cutters
DZ5CE●	AR1SC0●	AR1M●	AT1P●	AT1/AT2●	
100	102	102	103	103	



DZ5CE



DZ5CE/AZ5CE

New



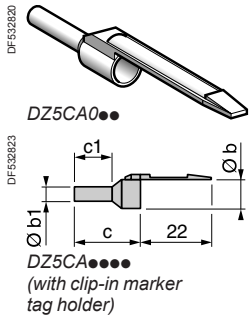
AZ5CE●●●

Single conductor cable ends (Packed in individual bags or "strings" of bags)												
Conductor c.s.a.		Type	Dimensions				Sold in lots of	Unit reference NF C 63-023		Unit reference DIN 46228-4		
mm ²	AWG		Ø b	Ø b1	c	c1		Reference	color	Reference	color	
0.25	26	Short	2.3	1.1	10	6	10 x 100	DZ5CE002L6	Yellow			
		Medium	2.3	1.1	12	8	10 x 100	DZ5CE002				
0.34	24	Short	2.5	1.1	10	6	10 x 100	DZ5CE003L6	Green			
		Medium	2.5	1.1	12	8	10 x 100	DZ5CE003				
0.5	22	Short	3.1	1.3	12	6	10 x 100	DZ5CE005L6 (1)	White	DZ5CE005L6D (1)	White	
		Medium	3.1	1.3	14	8	10 x 100	DZ5CE005 (1)				DZ5CE005D (1)
		Long	3.1	1.3	16	10	10 x 100	DZ5CE005L10 (1)				DZ5CE005L10D (1)
0.75	20	Short	3.3	1.5	12	6	10 x 100	DZ5CE007L6 (1)	Blue	DZ5CE007L6D (1)	Grey	
		Medium	3.3	1.5	14	8	10 x 100	DZ5CE007 (1)				DZ5CE007D (1)
1	18	Short	3.5	1.7	12	6	10 x 100	DZ5CE010L6 (1)	Red	DZ5CE010L6D (1)	Red	
		Medium	3.5	1.7	14	8	10 x 100	DZ5CE010 (1)				DZ5CE010D (1)
		Long	3.5	1.7	18	12	10 x 100	DZ5CE010L12 (1)				DZ5CE010L12D (1)
1.5	16	Short	4	2	12	6	10 x 100	DZ5CE015L6 (1)	Black	DZ5CE015L6D (1)	Black	
		Medium	4	2	14	8	10 x 100	DZ5CE015 (1)				DZ5CE015D (1)
		Long	4	2	24	18	10 x 100	DZ5CE0153 (1)				DZ5CE0153D (1)
2	14	Medium	4.2	2.2	14	8	10 x 100	DZ5CE020	Yellow			
2.5	14	Medium	4.7	2.5	14	8	10 x 100	DZ5CE025 (1)	Grey	DZ5CE025D (1)	Blue	
		Long	4.7	2.5	24	18	10 x 100	DZ5CE0253 (1)				DZ5CE0253D (1)
4	12	Medium	5.4	3.2	17	10	10 x 100	DZ5CE042 (1)	Orange	DZ5CE042D (1)	Grey	
		Long	5.4	3.2	26	18	10 x 100	DZ5CE043 (1)				DZ5CE043D (1)
6	10	Medium	6.9	3.9	20	12	1 x 100	DZ5CE062 (1)	Green	DZ5CE062D (1)	Yellow	
		Long	6.9	3.9	26	18	1 x 100	DZ5CE063 (1)				DZ5CE063D (1)
10	8	Medium	8.4	4.9	22	12	1 x 100	DZ5CE102 (1)	Brown	DZ5CE102D (1)	Red	
		Long	8.4	4.9	28	18	1 x 100	DZ5CE103 (1)				
16	6	Medium	9.6	6.2	24	12	1 x 100	DZ5CE162 (1)	White	DZ5CE162D (1)	Blue	
		Long	9.6	6.2	28	18	1 x 100	DZ5CE163 (1)				
25	4	Medium	12	7.7	30	18	1 x 50	DZ5CE252 (1)	Black	DZ5CE253D (1)	Yellow	
		Long	12	7.7	36	22	1 x 50	DZ5CE253 (1)				
35	2	Medium	13.5	8.7	30	16	1 x 50	DZ5CE352 (1)	Red	DZ5CE352D (1)	Red	
		Long	13.5	8.7	39	25	1 x 50	DZ5CE353 (1)				
50	0	Medium	16	11	36	20	1 x 50	DZ5CE502 (1)	Blue	DZ5CE502D (1)	Blue	
		Long	16	11	40	25	1 x 50	DZ5CE503 (1)				

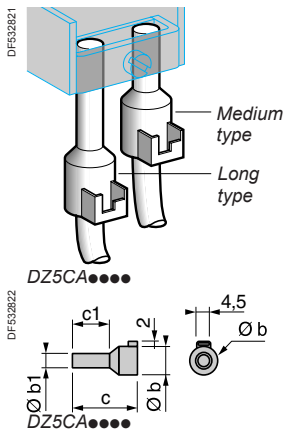
Single conductor cable ends (Packed in dispenser pack)											
0.5	22	Medium	3.1	1.3	14	8	5 x 200	AZ5CE005 (1)	White	AZ5CE005D (1)	White
0.75	20	Medium	3.3	1.5	14	8	5 x 200	AZ5CE007 (1)	Blue	AZ5CE007D (1)	Grey
1	18	Medium	3.5	1.7	14	8	5 x 200	AZ5CE010 (1)	Red	AZ5CE010D (1)	Red
1.5	16	Medium	4	2	14	8	5 x 200	AZ5CE015 (1)	Black	AZ5CE015D (1)	Black
2.5	14	Medium	4.7	2.5	14	8	5 x 200	AZ5CE025 (1)	Grey	AZ5CE025D (1)	Blue

Single conductor cable ends (Strips of 50 packed in bag)											
0.5	22	Medium	3.1	1.3	14	8	10 x 50	DZ5CEB005 (1)	White	DZ5CEB005D (1)	White
0.75	20	Medium	3.3	1.5	14	8	10 x 50	DZ5CEB007 (1)	Blue	DZ5CEB007D (1)	Grey
1	18	Medium	3.5	1.7	14	8	10 x 50	DZ5CEB010 (1)	Red	DZ5CEB010D (1)	Red
1.5	16	Medium	4	2	14	8	10 x 50	DZ5CEB015 (1)	Black	DZ5CEB015D (1)	Black
2.5	14	Medium	4.7	2.5	14	8	10 x 50	DZ5CEB025 (1)	Grey	DZ5CEB025D (1)	Blue

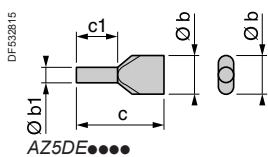
(1) UL certified products.



Single conductor markable cable ends (Packed in "strings" of bags)											
Conductor c.s.a.		Type	Dimensions				Sold in lots of	Unit reference NF C 63-023		Unit reference DIN 46228-4	
mm ²	AWG		Ø b	Ø b1	c	c1		Reference	color	Reference	color
0.25	26	Medium	2.3	1.1	12	8	10 x 100	DZ5CA002	Yellow		
0.34	24	Medium	2.5	1.1	12	8	10 x 100	DZ5CA003	Green		
0.5	22	Medium	3.1	1.3	14	8	10 x 100	DZ5CA005 (1)	White	DZ5CA005D (1)	White
0.75	20	Medium	3.3	1.5	14	8	10 x 100	DZ5CA007 (1)	Blue	DZ5CA007D (1)	Grey
1	18	Medium	3.5	1.7	14	8	10 x 100	DZ5CA010 (1)	Red	DZ5CA010D (1)	Red
1.5	16	Medium	4	2	14	8	10 x 100	DZ5CA015 (1)	Black	DZ5CA015D (1)	Black
2.5	14	Medium	4.7	2.5	14	8	10 x 100	DZ5CA025 (1)	Grey	DZ5CA025D (1)	Blue



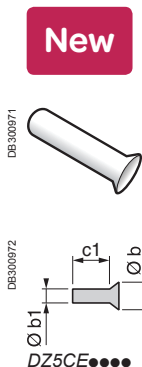
Single conductor cable ends with facility for clip-in marker tag holder											
4	12	Medium	5.4	3.2	20	12	10 x 100	DZ5CA042 (1)	Orange	DZ5CA042D (1)	Grey
		Long	5.4	3.2	26	18	10 x 100	DZ5CA043 (1)			
6	10	Medium	6.9	3.9	20	12	1 x 100	DZ5CA062	Green	DZ5CA062D	Yellow
		Long	6.9	3.9	26	18	1 x 100	DZ5CA063			
10	8	Medium	8.4	4.9	22	12	1 x 100	DZ5CA102	Brown	DZ5CA102D	Red
		Long	8.4	4.9	28	18	1 x 100	DZ5CA103			
16	6	Medium	9.6	6.2	24	12	1 x 100	DZ5CA162	White	DZ5CA162D	Blue
		Long	9.6	6.2	28	18	1 x 100	DZ5CA163			
25	4	Medium	12	7.7	30	18	1 x 100	DZ5CA253	Black	DZ5CA253D	Yellow
35	2	Medium	13.5	8.7	30	16	1 x 20	DZ5CA352	Red	DZ5CA352D	Red
		Long	13.5	8.7	39	25	1 x 20	DZ5CA353			
50	0	Medium	16	11	36	20	1 x 20	DZ5CA502	Blue	DZ5CA502D	Blue
		Long	16	11	40	25	1 x 20	DZ5CA503			



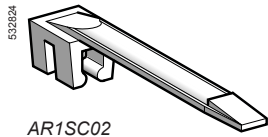
Twin conductor cable ends (in dispenser pack)											
2 x 0.75	20	Medium	2.8 x 5	2	15	8	5 x 100	AZ5DE007 (2)	Blue	AZ5DE007D (1)	Grey
2 x 1	18	Medium	3.4 x 5.4	2.25	15	8	5 x 100	AZ5DE010 (2)	Red	AZ5DE010D (1)	Red
2 x 1.5	16	Medium	3.6 x 6.6	2.5	15	8	5 x 100	AZ5DE015 (2)	Black	AZ5DE015D (1)	Black
2 x 2.5	14	Medium	4.2 x 7.8	3.2	18.5	10	5 x 50	AZ5DE025 (2)	Grey	AZ5DE025D (1)	Blue

Twin conductor cable ends (packed in 1 plastic bag)											
2 x 0.5	22	Medium	2.5 x 4.7	1.7	15	8	1 x 1000	AZ5DE005 (2)	White		
2 x 0.75	20	Medium	2.8 x 5	2	15	8	1 x 1000	AZ5DE007 (2)	Blue		
2 x 1	18	Medium	3.4 x 5.4	2.25	15	8	1 x 1000	AZ5DE010 (2)	Red		
2 x 1.5	16	Medium	3.6 x 6.6	2.5	15	8	1 x 1000	AZ5DE015 (2)	Black		
2 x 2.5	14	Medium	4.2 x 7.8	3.2	18.5	10	1 x 500	AZ5DE025 (2)	Grey		

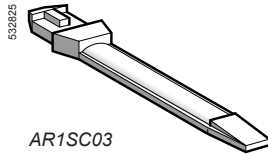
(1) UL certified products.
(2) cCSAus certified products.




Single conductor uninsulated cable ends											
Conductor c.s.a.		Type	Dimensions				Sold in lots of	Unit reference DIN 46228-1			
mm ²	AWG		Ø b	Ø b1	c	c1		Reference			
0.75	20	Medium	2.3	1.2	--	8	10 x 100	DZ5CE007N			
1	18	Medium	2.5	1.4	--	8	10 x 100	DZ5CE010N			
1.5	16	Medium	2.8	1.7	--	8	10 x 100	DZ5CE015N			
2.5	14	Medium	3.4	2.2	--	10	10 x 100	DZ5CE025N			
		Long	3.4	2.2	--	18	10 x 100	DZ5CE025NL			
4	12	Medium	4	2.8	--	12	1 x 100	DZ5CE040			
		Long	4	2.8	--	18	1 x 100	DZ5CE040L			
6	10	Medium	4.7	3.5	--	12	1 x 100	DZ5CE060			
		Long	4.7	3.5	--	18	1 x 100	DZ5CE060L			
10	8	Medium	5.8	4.5	--	18	1 x 100	DZ5CE100			
16	6	Medium	7.5	5.8	--	18	1 x 100	DZ5CE160			



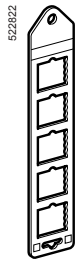
AR1SC02



AR1SC03



AR1M01. AR1MC01



AT1PS1



AT1PA1

Marking accessories for insulated, markable cable ends

Description	Sold in lots of	Unit reference
Clip-on marker tag (2) (for cables 1 to 1.5 mm ²)	100	AR1SC02
Clip-in marker tag holder (2) (for single conductor cable ends DZ5CA●●●●)	100	AR1SC03
Markers conforming to NF C 93-011 color coding	200	AR1MC01● (3)
Wallets of 200 markers for DZ5CA cable ends or clip-on marker tags (4)	Letters	1 lot AR1MB01 (5)
		1 card AR1MB01● (6)
	Numbers	1 lot AR1MA01 (7)
		1 card AR1MA01● (8)

Accessories for fitting markers

Description	Application	Reference
Marker holder	Comprises 10 empty compartments which can each hold 100 AR1 MA01 or AR1 MB01 markers	AT1PS1
Tool for quick positioning of AR1 M●01 markers	On cable end tags	AT1PA1

(1) UL certified products.

(2) For rapid clip-on mounting of up to 7 markers AR1M●●●.

(3) Complete the reference by adding the number indicating the color required:

Number	1	2	3	4	5	6	7	8	9	0
Marker color	Brown	Red	Orange	Yellow	Green	Blue	Violet	Grey	White	Black
Number color	White	Black	Black	Black	Black	Black	Black	Black	Black	White

(4) Each lot also comprises 400 earth markers (200 green and 200 yellow), 200 + symbols, 200 – symbols and 1 marker positioning tool.

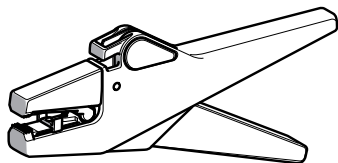
(5) A to Z (200 of each).

(6) Complete the reference by replacing the dot with the required letter. Each lot includes a card of 200 yellow markers with black letters.

(7) 0 to 9 (200 of each).

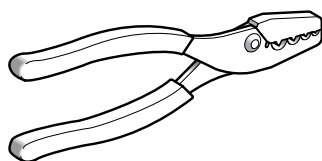
(8) Complete the reference by replacing the dot with the required number. Each lot includes a card of 200 yellow markers with black numbers.

815865



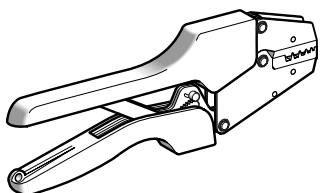
AT1PA7

815863



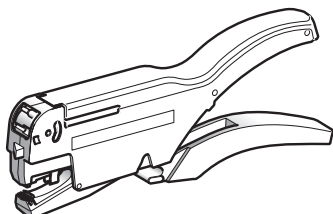
AT1PA2

815866



AT2PA5

532832



AT2TRIF01

532821



AT1HB2

Cabling accessories

Description	Application	References
Automatic wire stripping tool	Strips cable from 0.08 to 4 mm ² and cuts conductors from 0.08 to 6 mm ² . Adjustable stripping and cutting length.	AT1PA7
Cable end crimping tools (1)	For cables from 0.5 to 16 mm ²	AT1PA2
	For cables from 10 to 35 mm ²	AT1PA4
Ratchet type crimping tools for cable ends (1)	For cables from 0.25 to 6 mm ²	AT2PA5
	For cables from 10 to 35 mm ²	AT2PA6
Cable cutting/stripping and cable end feeding/crimping tool (1) (for use with cable ends packed in strips of 50)	For cables from 0.5 to 2.5 mm ²	AT2TRIF01

Accessory

Description	Application	Reference
Storage case (1)	Comprises : - 13 compartments for cable ends - 1 compartment for cutting/stripping tool AT1PA7	AT1HB2

(1) Cable ends: see page 100 to page 101.

Reference	Page(s)	Reference	Page(s)	Reference	Page(s)	Reference	Page(s)
A		AR1MC01p (3)	102	DZ5CA010	101	DZ5CE010L12D	100
AB1 GA	94	AR1 SB2	94	DZ5CA010D	101	DZ5CE010N	101
AB1 GB	94	AR1 SB3	94	DZ5CA015	101	DZ5CE015	100
AB1 GC	94	AR1SC0	98	DZ5CA015D	101	DZ5CE015D	100
AB1 GD	94	AR1SC02	102	DZ5CA025	101	DZ5CE015L6	100
AB1 GE	94	AR1SC03	102	DZ5CA025D	101	DZ5CE015L6D	100
AB1 GF	94	AT1/AT2	98	DZ5CA042	101	DZ5CE015N	101
AB1 GG	94	AT1HB2	103	DZ5CA042D	101	DZ5CE020	100
AB1 GH	94	AT1P	98	DZ5CA043	101	DZ5CE025	100
AB1 GI	94	AT1PA1	102	DZ5CA062	101	DZ5CE025D	100
AB1 GJ	94	AT1PA2	103	DZ5CA062D	101	DZ5CE025N	101
AB1 GK	94	AT1PA4	103	DZ5CA063	101	DZ5CE025NL	101
AB1 GL	94	AT1PA7	103	DZ5CA102	101	DZ5CE040	101
AB1 GM	94	AT1PS1	102	DZ5CA102D	101	DZ5CE040L	101
AB1 GN	94	AT2PA5	103	DZ5CA103	101	DZ5CE042	100
AB1 GO	94	AT2PA6	103	DZ5CA103D	101	DZ5CE042D	100
AB1 GP	94	AT2TRIF01	103	DZ5CA162	101	DZ5CE043	100
AB1 GQ	94	AZ5CE005	100	DZ5CA162D	101	DZ5CE043D	100
AB1 GR	94	AZ5CE005D	100	DZ5CA163	101	DZ5CE060	101
AB1 GS	94	AZ5CE007	100	DZ5CA163D	101	DZ5CE060L	101
AB1 GT	94	AZ5CE007D	100	DZ5CA253	101	DZ5CE062	100
AB1 GU	94	AZ5CE010	100	DZ5CA253D	101	DZ5CE062D	100
AB1 GV	94	AZ5CE010D	100	DZ5CA352	101	DZ5CE063	100
AB1 GW	94	AZ5CE015	100	DZ5CA352D	101	DZ5CE063D	100
AB1 GX	94	AZ5CE015D	100	DZ5CA353	101	DZ5CE100	101
AB1 GY	94	AZ5CE025	100	DZ5CA353D	101	DZ5CE102	100
AB1 GZ	94	AZ5CE025D	100	DZ5CA502	101	DZ5CE102D	100
AB1 R0	94	AZ5DE	98	DZ5CA502D	101	DZ5CE103	100
AB1 R1	94	AZ5DE005	101	DZ5CA503	101	DZ5CE0153	100
AB1 R2	94	AZ5DE007	101	DZ5CA503D	101	DZ5CE0153D	100
AB1 R3	94	AZ5DE007D	101	DZ5CE	98	DZ5CE160	101
AB1 R4	94	AZ5DE010	101	DZ5CE002	100	DZ5CE162	100
AB1 R5	94	AZ5DE010D	101	DZ5CE002L6	100	DZ5CE162D	100
AB1 R6	94	AZ5DE015	101	DZ5CE003	100	DZ5CE163	100
AB1 R7	94	AZ5DE015D	101	DZ5CE003L6	100	DZ5CE252	100
AB1 R8	94	AZ5DE025	101	DZ5CE005	100	DZ5CE0253	100
AB1 R9	94	AZ5DE025D	101	DZ5CE005D	100	DZ5CE0253D	100
AB1 R11	94	AZ5DE0071	101	DZ5CE005L6	100	DZ5CE352	100
AB1 R12	94	AZ5DE0101	101	DZ5CE005L6D	100	DZ5CE352D	100
AB1 R13	94	AZ5DE0151	101	DZ5CE005L10	100	DZ5CE353	100
AB1 RT	94	AZ5DE0255	101	DZ5CE005L10D	100	DZ5CE502	100
AB1 RV	94	C		DZ5CE007	100	DZ5CE502D	100
AB1 SA1	94	Clip-in marker strips	90	DZ5CE007D	100	DZ5CE503	100
AB1 SA2	94	D		DZ5CE007L6	100	DZ5CE/AZ5CE	98
AB1 SA3	94	DZ5CA	98	DZ5CE007L6D	100	DZ5CEB005	100
AB1SR6	94	DZ5CA002	101	DZ5CE007N	101	DZ5CEB005D	100
AR1M	98	DZ5CA003	101	DZ5CE010	100	DZ5CEB007	100
AR1MA01 (7)	102	DZ5CA005	101	DZ5CE010D	100	DZ5CEB007D	100
AR1MA01p (8)	102	DZ5CA005D	101	DZ5CE010L6	100	DZ5CEB010	100
AR1MB01 (5)	102	DZ5CA007	101	DZ5CE010L6D	100	DZ5CEB010D	100
AR1MB01p (6)	102	DZ5CA007D	101	DZ5CE010L12	100	DZ5CEB015	100

Reference	Page(s)	Reference	Page(s)	Reference	Page(s)	Reference	Page(s)
DZ5CEB015D	100	NSYTRAB830	90	NSYTRABMP2	90, 92	NSYTRACS2	21, 24, 25, 27, 28, 30, 31, 88, 89
DZ5CEB025	100	NSYTRAB840	90	NSYTRABMP3	92	NSYTRACS4	21, 24, 25, 27, 28, 30, 31, 33, 88, 89
DZ5CEB025D	100	NSYTRAB850	90	NSYTRABPV5	90	NSYTRACS6	21, 24, 25, 88, 89
NSYB...		NSYTRAB860	90	NSYTRABPV6	90	NSYTRACS10	21, 24, 25, 88, 89
NSYBPCH516	38	NSYTRAB870	90	NSYTRABPV8	90	NSYTRACS16	21, 24, 25, 88, 89
NSYD...		NSYTRAB880	90	NSYTRAC22	21, 24, 25, 38	NSYTRACS35	22, 24, 25, 88, 89
NSYS DR200BD	22	NSYTRAB890	90	NSYTRAC22BL	21, 24, 25, 38	NSYTRACSR	88, 89
NSYS DR200BD	21, 22, 23, 24, 25, 27, 28, 30, 31, 33, 34, 37, 38, 49, 50, 52, 53, 54, 57, 58, 61, 62, 73, 74, 76, 78, 81, 84	NSYTRAB1010	90	NSYTRAC23	27, 30, 31, 33	NSYTRACSR2	49, 52, 53, 57, 58, 61, 62, 88, 89
NSYT...		NSYTRAB1020	90	NSYTRAC24	27, 30, 31	NSYTRACSR4	49, 50, 52, 53, 57, 58, 61, 62, 88, 89
NSYTRA	30, 31	NSYTRAB1030	90	NSYTRAC25	38	NSYTRACSR6	50, 52, 53, 88, 89
NSYTRAAB15	41, 64, 88, 89	NSYTRAB1040	90	NSYTRAC162	21, 24, 25	NSYTRACSR10	50, 54, 88, 89
NSYTRAAB35	21, 22, 23, 24, 25, 27, 28, 30, 31, 33, 34, 37, 38, 49, 50, 52, 53, 54, 57, 58, 61, 62, 73, 74, 76, 78, 81, 84, 88, 89	NSYTRAB1050	90	NSYTRAC952	23	NSYTRACT22	37
NSYTRAABV35	21, 22, 23, 24, 25, 27, 28, 30, 31, 33, 34, 37, 38, 49, 50, 52, 53, 54, 57, 58, 61, 62, 73, 74, 76, 78, 81, 84, 88, 89	NSYTRAB1060	90	NSYTRACB103	38	NSYTRADR155	41, 64
NSYTRAATM1	21, 22, 23, 24, 25, 27, 28, 30, 31, 33, 34, 37, 38, 49, 50, 52, 53, 54, 57, 58, 61, 62, 73, 74, 76, 78, 81, 84, 88	NSYTRAB1070	90	NSYTRACE24	27, 28, 30, 31, 33	NSYTRAF2	88
NSYTRAATP1	21, 22, 23, 24, 25, 27, 28, 30, 31, 33, 34, 37, 38, 49, 50, 52, 53, 54, 57, 58, 61, 62, 73, 74, 76, 78, 81, 84, 88	NSYTRAB1080	90	NSYTRACE26	28, 30, 31	NSYTRAF4	88
NSYTRAB5	90	NSYTRAB1090	90	NSYTRACED24	33	NSYTRAF6	88
NSYTRAB5L1N	90	NSYTRAB5100	90	NSYTRACED24	27, 28, 30, 31, 33	NSYTRAF2	21, 24, 25, 27, 28, 30, 31, 33, 37, 38, 49, 50, 52, 53, 54, 57, 58, 61, 62, 73, 74, 76, 78, 81, 84, 88
NSYTRAB6	90	NSYTRAB6100	90	NSYTRACH12	84	NSYTRAF2	37, 88
NSYTRAB6L1N	90	NSYTRAB8100	90	NSYTRACH13	84	NSYTRAF2	37, 88
NSYTRAB8	90	NSYTRAB10100	90	NSYTRACH22	84	NSYTRAF2	37, 88
NSYTRAB10	90	NSYTRAB51100	90	NSYTRACM22	41	NSYTRAF2	37, 88
NSYTRAB510	90	NSYTRAB61100	90	NSYTRACP1	23	NSYTRAF2	37, 88
NSYTRAB520	90	NSYTRABB5	93	NSYTRACP2	23	NSYTRAF2	37, 88
NSYTRAB530	90	NSYTRABB6	93	NSYTRACP43	74, 76	NSYTRAF2	37, 88
NSYTRAB540	90	NSYTRABB8	93	NSYTRACP44	74, 76	NSYTRAF2	37, 88
NSYTRAB550	90	NSYTRABC	92, 93	NSYTRACPE26	78	NSYTRAF2	37, 88
NSYTRAB560	90	NSYTRABCP1	92, 93	NSYTRACPK22	81	NSYTRAF2	37, 88
NSYTRAB570	90	NSYTRABCP2	92, 93	NSYTRACPK23	81	NSYTRAF2	37, 88
NSYTRAB580	90	NSYTRABCP3	92, 93	NSYTRACPK24	81	NSYTRAF2	37, 88
NSYTRAB590	90	NSYTRABCP4	92, 93	NSYTRACR22	49, 52, 53, 73, 76	NSYTRAF2	37, 88
NSYTRAB610	90	NSYTRABCP5	92, 93	NSYTRACR22BL	49, 52, 53, 73, 76	NSYTRAF2	37, 88
NSYTRAB620	90	NSYTRABCV	92, 93	NSYTRACR23	49, 52, 53, 61, 73, 76	NSYTRAF2	37, 88
NSYTRAB630	90	NSYTRABCV23	92, 93	NSYTRACR23BL	49, 52, 53, 73, 76	NSYTRAF2	37, 88
NSYTRAB640	90	NSYTRABCV35	92, 93	NSYTRACR24	49, 52, 53, 61, 73, 76	NSYTRAF2	37, 88
NSYTRAB650	90	NSYTRABCV58	92, 93	NSYTRACR42	49, 52, 53, 73, 76, 81	NSYTRAF2	37, 88
NSYTRAB660	90	NSYTRABF5	90	NSYTRACR43	49, 52, 53	NSYTRAF2	37, 88
NSYTRAB670	90	NSYTRABF6	90	NSYTRACR44	50, 52, 53	NSYTRAF2	37, 88
NSYTRAB680	90	NSYTRABF510	90	NSYTRACR62	50, 52, 53	NSYTRAF2	37, 88
NSYTRAB690	90	NSYTRABF520	90	NSYTRACR63	50	NSYTRAF2	37, 88
NSYTRAB810	90	NSYTRABF530	90	NSYTRACR102	50, 54	NSYTRAF2	37, 88
NSYTRAB820	90	NSYTRABF540	90	NSYTRACR162	50, 54	NSYTRAF2	37, 88
		NSYTRABF550	90	NSYTRACRE24	57, 58, 78	NSYTRAF2	37, 88
		NSYTRABF610	90	NSYTRACRE26	57, 58	NSYTRAF2	37, 88
		NSYTRABF620	90	NSYTRACRE44	57, 58	NSYTRAF2	37, 88
		NSYTRABF630	90	NSYTRACRM22	64, 67	NSYTRAF2	37, 88
		NSYTRABF640	90	NSYTRACRMF22	67	NSYTRAF2	37, 88
		NSYTRABF650	90	NSYTRACS	88, 89	NSYTRAF2	37, 88
		NSYTRABFPV5	90			NSYTRAF2	37, 88
		NSYTRABFPV6	90			NSYTRAF2	37, 88
		NSYTRABFPV8	90			NSYTRAF2	37, 88
		NSYTRABMP1	90, 92			NSYTRAF2	37, 88

Reference	Page(s)	Reference	Page(s)	Reference	Page(s)	Reference	Page(s)
NSYTRAL210	21, 24, 25, 27, 28, 30, 31, 33, 38, 41, 49, 57, 58, 61, 73, 76, 78, 81, 84	NSYTRAPLOT	92	NSYTRP24PE	70, 76	NSYTRR24PE	44, 52, 53
NSYTRAL210BL	21, 38, 41, 49, 73	NSYTRAPM22	41	NSYTRP24SC	70, 81	NSYTRR24SCD	46, 62
NSYTRAL210GR	21, 38, 41, 49, 73	NSYTRAPR23	49, 52, 53, 61, 62, 73, 76, 81	NSYTRP26T	78	NSYTRR26T	46, 57
NSYTRAL220	21, 24, 25, 27, 28, 30, 31, 33, 38, 41, 49, 57, 58, 61, 73, 76, 78, 81, 84	NSYTRAPR24	49, 52, 53, 61, 73, 76, 81	NSYTRP26TBL	78	NSYTRR26TBL	46, 57
NSYTRAL352	22, 24, 25, 50, 54	NSYTRA PR42	49	NSYTRP26TPE	78	NSYTRR26TC	46, 57
NSYTRAL410	21, 24, 25, 27, 28, 30, 31, 33, 38, 41, 49, 50, 57, 58, 61, 62, 73, 74, 76, 81, 84	NSYTRAPR42	49, 52, 53, 73, 76	NSYTRP42	70, 73	NSYTRR26TPE	46, 58
NSYTRA L410BL	21	NSYTRAPR42	49, 52, 53, 73, 76	NSYTRP42BL	70, 73	NSYTRR42	11, 12, 44, 49
NSYTRAL410BL	21, 38, 41, 49, 50, 73, 74	NSYTRAPT16	21, 88	NSYTRP42PE	70, 76	NSYTRR42AR	44, 49
NSYTRAL410GR21	38, 41, 49, 50, 73, 74	NSYTRAPT35	22, 88	NSYTRP42SC	81	NSYTRR42BL	44, 49
NSYTRAL420	21, 24, 25, 27, 28, 30, 31, 33, 38, 41, 49, 50, 57, 58, 61, 62, 73, 74, 76, 81, 84	NSYTRA SB4	23, 52	NSYTRP42TB	70, 81	NSYTRR42NSYTRP42	12
NSYTRAL502 *	22	NSYTRASB4	21, 22, 23, 24, 25, 27, 28, 30, 31, 33, 34, 37, 38, 41, 49, 50, 52, 53, 54, 57, 58, 61, 62, 64, 67, 73, 74, 76, 78, 81, 84, 88, 89	NSYTRP43	70, 74	NSYTRR42PE	44, 52, 53
NSYTRAL503 *	22	NSYTRASF520	33, 61, 62, 81, 88	NSYTRP43BL	70, 74	NSYTRR42SC	46, 61
NSYTRAL610	21, 24, 25, 37, 38, 50, 52, 53	NSYTRASF520B	33, 61, 62, 81, 88	NSYTRP43PE	70, 76	NSYTRR42SCAR	46, 61
NSYTRAL610BL	21, 50	NSYTRASF520M	33, 61, 62, 81, 88	NSYTRP44	70, 74	NSYTRR42TB	46, 62
NSYTRAL610GR	21, 50	NSYTRASJ2	37	NSYTRP44BL	70, 74	NSYTRR43	44, 49
NSYTRAL702	22	NSYTRASJ3	37	NSYTRP44PE	70, 76	NSYTRR43AR	44, 49
NSYTRAL952	23	NSYTRASJ4	37	NSYTRR22	11, 12, 44, 49	NSYTRR43BL	44, 49
NSYTRAL1502	23	NSYTRASJ6	37	NSYTRR22AR	44, 49	NSYTRR43PE	44, 52, 53
NSYTRALF1610	34	NSYTRASV1	33, 61, 62, 81, 88	NSYTRR22BL	44, 49	NSYTRR44	44, 50
NSYTRALM22	64, 67	NSYTRASV2	33, 61, 62, 81, 88	NSYTRR22M	46, 64	NSYTRR44AR	44, 50
NSYTRALR62	12, 50	NSYTRAX6L1L3	90	NSYTRR22MBL	46, 64	NSYTRR44BL	44, 50
NSYTRALR102	12, 50	NSYTRAXP610	90	NSYTRR22MF	46, 67	NSYTRR44D	46, 57
NSYTRALR162	12, 50	NSYTRAXP620	90	NSYTRR22MFB	46, 67	NSYTRR44DBL	46, 57
NSYTRALV24	27, 28	NSYTRAXP630	90	NSYTRR22MFF	46, 67	NSYTRR44DPE	46, 58
NSYTRALV24R	57, 78	NSYTRAXP640	90	NSYTRR22MP	46, 67	NSYTRR44PE	44, 52, 53
NSYTRALV62	11, 21	NSYTRAXP650	90	NSYTRR22MPBL	46, 67	NSYTRR62	12, 44, 50
NSYTRALV102	11, 21	NSYTRAXPV6	90	NSYTRR22MPE	46, 64	NSYTRR62BL	44, 50
NSYTRALV162	11, 21	NSYTRH12	11, 12, 70, 84	NSYTRR22PE	44, 52, 53	NSYTRR62PE	44, 52, 53
NSYTRALV352	11, 22	NSYTRH12PE	70, 84	NSYTRR22SC	46, 61	NSYTRR63	44, 50
NSYTRALVR62	11, 21	NSYTRH13	70, 84	NSYTRR22SCAR	46, 61	NSYTRR102	12, 44, 50
NSYTRALVR102	11, 21	NSYTRH22	11, 12, 70, 84	NSYTRR22TB	46, 61	NSYTRR102BL	44, 50
NSYTRALVR162	11, 21	NSYTRH22	11, 12, 70, 84	NSYTRR23	44, 49	NSYTRR102PE	44, 54
NSYTRALVR352	11, 22	NSYTRP22	11, 12, 70, 73	NSYTRR23AR	44, 49	NSYTRR162	12, 44, 50
NSYTRAP22	21, 24, 25, 38	NSYTRP22AR	70, 73	NSYTRR23BL	44, 49	NSYTRR162BL	44, 50
NSYTRAP22BL	21, 24, 25, 38	NSYTRP22BL	70, 73	NSYTRR23PE	44, 52, 53	NSYTRR162PE	44, 54
NSYTRAP23	27, 30, 31, 33	NSYTRP22PE	70, 76	NSYTRR23SC	46, 61	NSYTRR352	44, 50
NSYTRA P24	30, 31	NSYTRP22SC	70, 81	NSYTRR23SCAR	46, 61	NSYTRR352BL	44, 50
NSYTRAP24	27, 30, 31	NSYTRP22TB	81	NSYTRR23TB	46, 61	NSYTRR352PE	44, 54
NSYTRAPD12	84	NSYTRP22TB	70	NSYTRR24	44, 49	NSYTRV22	11, 16, 21
NSYTRAPD13	84	NSYTRP23	70, 73	NSYTRR24AR	44, 49	NSYTRV22AR	16, 21
NSYTRAPE24	27, 28, 30, 31, 33	NSYTRP23AR	70, 73	NSYTRR24BL	44, 49	NSYTRV22BL	16, 21
NSYTRAPEN1	92	NSYTRP23BL	70, 73	NSYTRR24D	46, 57	NSYTRV22M	18, 41
NSYTRAPEN2	92	NSYTRP23BL	70, 73	NSYTRR24DBL	46, 57	NSYTRV22MBL	18, 41
NSYTRAPEN3	92	NSYTRP23PE	70, 76	NSYTRR24DPE	46, 58	NSYTRV22MPE	18, 41
		NSYTRP23SC	70, 81	NSYTRR24M	46, 64	NSYTRV22PE	16, 24, 25
		NSYTRP24	70, 73	NSYTRR24MBL	46, 64	NSYTRV22RD	16, 21
		NSYTRP24BL	70, 73	NSYTRR24MF	46, 67	NSYTRV22SC	18, 33
		NSYTRP24D	70, 78	NSYTRR24MFB	46, 67	NSYTRV22ST	18, 33
		NSYTRP24DBL	70, 78	NSYTRR24MFF	46, 67	NSYTRV22TB	18, 33
		NSYTRP24DPE	70, 78	NSYTRR24MP	46, 67	NSYTRV22WH	16, 21
				NSYTRR24MPBL	46, 67	NSYTRV23	18, 27

Reference	Page(s)	Reference	Page(s)
NSYTRV23BL	18, 27	NSYTRV62	11, 16, 21
NSYTRV23PE	18, 30, 31	NSYTRV62BL	16, 21
NSYTRV24	18, 27	NSYTRV62NE	18, 38
NSYTRV24BL	18, 27	NSYTRV62PE	16, 24, 25, 52, 53
NSYTRV24D	18, 27	NSYTRV62TT	37
NSYTRV24DBL	18, 27	NSYTRV62TTD	18, 37
NSYTRV24DPE	18, 30, 31	NSYTRV62TTPE	18, 37
NSYTRV24PE	18, 30, 31	NSYTRV102	11, 16, 21
NSYTRV24SCD	33	NSYTRV102BL	16, 21
NSYTRV25LL	38	NSYTRV102PE	16, 24, 25
NSYTRV25LLPE	38	NSYTRV162	11, 16, 21
NSYTRV25NLPE	38	NSYTRV162BL	16, 21
NSYTRV26T	18, 28	NSYTRV162PE	16, 24, 25
NSYTRV26TBL	18, 28	NSYTRV162SF	18, 34
NSYTRV26TC	18, 28	NSYTRV352	11, 16, 22
NSYTRV26TPE	30, 31	NSYTRV352BL	16, 22
NSYTRV42	11, 16, 21	NSYTRV352PE	16, 24, 25
NSYTRV42AR	16, 21	NSYTRV502	16, 22
NSYTRV42BK	16, 21	NSYTRV502BL	16, 22
NSYTRV42BL	16, 21	NSYTRV502PE	16, 24, 25
NSYTRV42BR	21	NSYTRV702	16, 22
NSYTRV42GN	16, 21	NSYTRV702BL	16, 22
NSYTRV42M	18, 41	NSYTRV952BB	16, 23
NSYTRV42MBL	18, 41	NSYTRV952BC	16, 23
NSYTRV42MPPE	18, 41	NSYTRV1502BB	16, 23
NSYTRV42NE	18, 38		
NSYTRV42PE	16, 24, 25		
NSYTRV42RD	16, 21		
NSYTRV42SC	18, 33		
NSYTRV42SCD	18, 33		
NSYTRV42SF5	18, 34		
NSYTRV42SF5LA	34		
NSYTRV42SF5LD	18, 34		
NSYTRV42SF6	18, 34		
NSYTRV42SF6LA	34		
NSYTRV42SF6LD	18, 34		
NSYTRV42ST	18, 33		
NSYTRV42STAR	18, 33		
NSYTRV42TB	18, 33		
NSYTRV42WH	16, 21		
NSYTRV42YE	21		
NSYTRV43	18, 27		
NSYTRV43BL	18, 27		
NSYTRV43PE	16, 18, 30, 31		
NSYTRV44	18, 27		
NSYTRV44BL	18, 27		
NSYTRV44D	18, 28		
NSYTRV44DBL	18, 28		
NSYTRV44DPE	18, 30, 31		
NSYTRV44PE	16, 18, 30, 31		
NSYTRV44SCD	18		

Schneider Electric USA, Inc.

800 Federal Street
Andover, MA 01810 USA
Tel: 888-778-2733
www.schneider-electric.us

Electrical equipment should be installed, operated, serviced, and maintained only by qualified personnel. No responsibility is assumed by Schneider Electric for any consequences arising out of the use of this material.

© 2017 Schneider Electric. All Rights Reserved.
Schneider Electric and Linergy are trademarks and the property of Schneider Electric SE, its subsidiaries, and affiliated companies. All other trademarks are the property of their respective owners.

9080CT1301R03/17
Replaces 9080CT1301 04/2014