



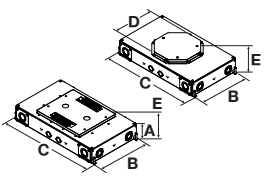


Dimensions Inches (mm)

Style	Rectangular Cover		Round Cover	
				
Box Type				
Standard Box Corrosion-Resistant Box (On-grade)	CFB6G30E	– CFB6G30CRE	CFB6G30R	– CFB6G30RCRE
Recommended Pour Depth	3.50" (88.9)	3.50" (88.9)	3.75" (95.3)	3.75" (95.3)
Min. Depth of Pour	3.00" (76.2)	3.00" (76.2)	3.75" (95.3)	3.75" (95.3)
Adjustability	Fully	Fully	Fully	Fully
Cubic Inch (cm ³) Ends- Capacity/Gang	108.5 cu. in. (1778 cm ³)	108.5 cu. in. (1778 cm ³)	108.5 cu. in. (1778 cm ³)	108.5 cu. in. (1778 cm ³)
Cubic Inch (cm ³) Sides- Capacity/Gang	33.0 cu. in. (510 cm ³)	33.0 cu. in. (510 cm ³)	33.0 cu. in. (510 cm ³)	33.0 cu. in. (510 cm ³)
Dimensions – A	3.00" (76.2)	3.00" (76.2)	3.00" (76.2)	3.00" (76.2)
Dimensions – B	19.68" (499.9)	19.68" (499.9)	19.68" (499.9)	19.68" (499.9)
Dimensions – C	11.54" (293.0)	11.54" (293.0)	11.54" (293.0)	11.54" (293.0)
Dimensions – D	–	–	8.37" (212.5) TYP.	8.37" (212.5) TYP.
Dimensions – E	3.50" (88.9)	3.50" (88.9)	3.75" (95.3)	3.75" (95.3)
KO Trade Size: Ends	(4) 1/2", 3/4", 1", 1 1/4"	(4) 1/2", 3/4", 1", 1 1/4"	(4) 1/2", 3/4", 1", 1 1/4"	(4) 1/2", 3/4", 1", 1 1/4"
Sides	(4) 3/4", 1", 1 1/4", 2"	(4) 3/4", 1", 1 1/4", 2"	(4) 3/4", 1", 1 1/4", 2"	(4) 3/4", 1", 1 1/4", 2"
Bottom	(4) 1/2", 3/4", 1", 1 1/4", (4) 1/2", 3/4"	(4) 1/2", 3/4", 1", 1 1/4", (4) 1/2", 3/4"	(4) 1/2", 3/4", 1", 1 1/4", (4) 1/2", 3/4"	(4) 1/2", 3/4", 1", 1 1/4", (4) 1/2", 3/4"
Cover Style	Rectangular	Rectangular	Round	Round
2 Inch Hub Compatible	Yes	Yes	Yes	Yes

Note: UL File Number E31999. Boxes include concrete covers.
 *Requires CFBHUB2 for 2" conduits. CFBHUB200PVC for 2" PVC conduits or CFBHUB125PVC for 1 1/4" PVC conduits.

Rectangular Covers

- Compatible with CFB6G30 and CFB6G30CR
- Two large cable egress doors and access 180° opening
- Maximum static load of 1500lb with 2x safety factor*
- Surface style typical applications: Carpet, VCT
- Flush style typical applications: Tile, finished concrete and Terrazzo floors
- Furniture Feed covers ship with low voltage dividers

Finish	Surface Cover Flange Dimensions 11 1/2" x 10"			Flush Cover Flange Dimensions 10 1/2" x 9"		
	Without Insert	With Insert	Furniture Feed (2) 1 in. and (2) 2 in. Plugs	Without Insert	With Insert	Furniture Feed (2) 1 in. and (2) 2 in. Plugs
Aluminum Powder Coat	610GCCVRALU	610GCCVRALUC	610GFFCVRALU*	610GTCVRALU	610GTCVRALUC	610GTFFCVRALU*
Black Powder Coat	610GCCVRBK	610GCCVRBK	610GFFCVRBK*	610GTCVRBK	610GTCVRBK	610GTFFCVRBK*
Brass Powder Coat	610GCCVRBRS	610GCCVRBRS	610GFFCVRBRS*	610GTCVRBRS	610GTCVRBRS	610GTFFCVRBRS*
Bronze Powder Coat	610GCCVRBRZ	610GCCVRBRZC	610GFFCVRBRZ*	610GTCVRBRZ	610GTCVRBRZC	610GTFFCVRBRZ*
Satin Nickel Powder Coat	610GCCVRNK	610GCCVRNKC	610GFFCVRNK*	610GTCVRNK	610GTCVRNKC	610GTFFCVRNK*

* For 6-gang box dual service, **CFB6FFDIVKIT** required with Furniture Feed covers. Purchased separately.



8 Inch Round Covers

- Compatible with CFB6G30R and CFB6G30RCR Series Floor Boxes
- Cover flanges have a 9 1/2 in. diameter and 0.15 in. height
- Maximum static load of 1,000 lbs. with 2x safety factor*
- Recessed covers- 180° access with 2 cable egress doors
- Furniture Feed covers dividers purchased separately

Finish	Surface	Furniture Feed (1 in. and 2 in. Plugs)
Brushed Aluminum	CFBS1R8CVRALU	CFBS1R8FFCVRALU**
Black Powder Coat	CFBS1R8CVRBLK	CFBS1R8FFCVRBLK**
Brass Plated	CFBS1R8CVRBRS	CFBS1R8FFCVRBRS**
Bronze Plated	CFBS1R8CVRBRZ	CFBS1R8FFCVRBRZ**
Gray Powder Coat	CFBS1R8CVRGRY	CFBS1R8FFCVRGRY**
Satin Nickel Plated	CFBS1R8CVRNKL	CFBS1R8FFCVRNKL**



*Load applied through a 3" (76mm) mandrel in center of the cover.
 ** For 6-gang box dual service, **CFBS1R8FFGDIVKIT** required with Furniture Feed covers. Purchased separately.

ScrubShield®
Complies with UL514 A