

How to test all SmartlockPro GFCIs

It is recommended that all GFCIs, even self-test models, be tested monthly to ensure continued protection.



1. Plug a lamp or radio into the GFCI outlet and turn ON the lamp or radio.




2. Push the TEST button on the GFCI. The GFCI will trip and power to the lamp or radio will be cut OFF.




3. Your GFCI is working properly only if you can push the RESET button on the SmartlockPro GFCI to restore power to the lamp or radio.

Takes up to 25% less space in the wallbox vs. other GFCIs



Other GFCI Models



SmartlockPro® GFCI

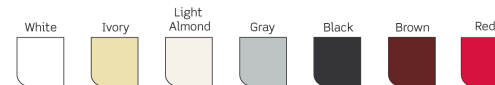
Slim profile

- Reduced depth makes it easier to install in any electrical box, even shallow ones
- Saves time on installation
- Only 1.026" protrusion into wallbox
- Terminals allow for easy wiring options – back and side wire capable
- External back wire clamps provide visual indication of proper clamping
- Brass self-grounding clips

Get the Most Advanced Protection and Fastest Installation with our SmartlockPro® Self-Test GFCIs

- Meets the latest UL and CSA requirements
- UL Standard 943 Class A (GFCI) and 498 (Outlets)
- CSA Standard C22.2 - 144.1 (GFCI) and 42 (Outlets)
- Backed by Leviton's Limited Two-Year Product Warranty

SmartlockPro Self-Test GFCI outlets are available in 15A and 20A versions in White, Ivory, Light Almond, Gray, Black, Brown or Red.



Color selection varies by model.



Delivering Safety First

New SmartlockPro® Self-Test GFCIs for Smarter Protection.



Leviton Manufacturing Co., Inc.

201 North Service Road, Melville, NY 11747-3138
Telephone: 1-800-323-8920 • FAX: 1-800-832-9538
Tech Line (8:30AM-7:00PM E.T. Monday-Friday): 1-800-824-3005

For more information visit our Website at www.leviton.com

© 2015 Leviton Manufacturing Co., Inc. All rights reserved.



G-8346C/L15-dp




New SmartlockPro® Self-Test GFCIs provide added protection, Slim profile.

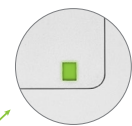
New Underwriters Laboratories (UL) standards require newly manufactured GFCIs to be auto-monitoring (self-testing) by conducting an internal test to confirm that protected power is available. This offers an added layer of protection and is something Leviton has always endorsed as a smart solution. As an added benefit, our Self-Test line of GFCIs have the slimmest profile on the market for an easy fit into any electrical box. The combination of improved safety, smaller size, and our superior reset lockout protection make SmartlockPro Self-Test GFCIs ideal for upgrades, remodels or new installations. Plus, with so many models to choose from - Standard, Tamper-Resistant, Duplex Guide Light, Audible, Weather-Resistant and Blank Face - it's easy to find the perfect solution for both residential and commercial settings.

The National Electrical Code® requires the installation of GFCIs in the following areas of the home:

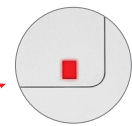
- Kitchens
- Bathrooms
- Laundry Rooms
- Workshops
- Basements
- Garages/Carports
- Pool Areas



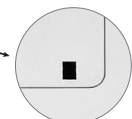
LED Status Indicators



GREEN LED - NORMAL OPERATION
- GFCI has passed self-test and is providing power



RED LED - ALERT!
- Blinking - Initial self-test upon first power up
- Solid or blinking - Press TEST and RESET buttons to reset GFCI
- If GFCI will not reset OR solid or blinking red continues, replace device



NO LED - NO POWER
- GFCI in tripped state
- Press RESET button
- If GFCI will not reset, no power on the circuit

The SmartlockPro® Triple Protection Advantage

Auto-Monitoring

By conducting an internal test to confirm that protected power is available, auto-monitoring (self-test) GFCIs offer an added layer of protection from electrical shocks due to hazardous ground-faults. If, during a self-test, the GFCI detects a problem, one or more of the following will occur:

- Power will be denied (trip with the inability to reset)
- Trip with the ability to reset, subject to the next auto-monitoring test cycle or repeatedly trip
- Visual and/or audible indication

Patented Reset Lockout

The Reset Lockout feature prevents reset if a SmartlockPro GFCI is damaged and cannot respond to a ground fault. Older model GFCIs may allow reset even if they are no longer providing protection.

LED Indicators

Provide simple, intuitive feedback on power and protection status. See diagram below.

Self-Test Product Offering

SmartlockPro Self-Test GFCI Outlet



15A-125V@ Outlet
20A-125V Feed-Through
Cat. No. GFTR1 (TR)
Cat. No. GFNT1 (NTR)



20A-125V@ Outlet
20A-125V Feed-Through
Cat. No. GFTR2 (TR)
Cat. No. GFNT2 (NTR)

- Auto-monitoring tests exceed the UL requirement to confirm protected power is available*
- Auto adapts by shifting to more frequent testing if a potential problem is detected*

SmartlockPro Self-Test GFCI with Guide Light



15A-125V@ Outlet
20A-125V Feed-Through
Cat. No. GFNL1 (TR)



20A-125V@ Outlet
20A-125V Feed-Through
Cat. No. GFNL2 (TR)

- Sensor provides automatic guide light ON/OFF function based on ambient lighting
- Unique lens design with edge-mounted LEDs improve light dispersion

SmartlockPro Self-Test GFCI with Audible Trip Alert



15A-125V@ Outlet
20A-125V Feed-Through
Cat. No. GFTA1 (TR)



20A-125V@ Outlet
20A-125V Feed-Through
Cat. No. GFTA2 (TR)

- Audible alarm sounds when GFCI trips
- Ideal in garages, basements and other locations where daily visual checks are unlikely

SmartlockPro Self-Test Combination GFCI with Switch



15A-125V@ Outlet, 20A-125V Feed-Through
15 Amp @ 120 VAC Switch rating
Cat. No. GFSW1 (TR)

- Saves space wherever GFCI protection and a switch is needed
- Ideal in kitchens, bathrooms and laundry rooms

SmartlockPro Self-Test Weather-Resistant (WR) GFCI



15A-125V@ Outlet
20A-125V Feed-Through
Cat. No. GFWR1 (TR)
Cat. No. GFWR1 (NTR)



20A-125V@ Outlet
20A-125V Feed-Through
Cat. No. GFWR2 (TR)
Cat. No. GFWR2 (NTR)

- Designed for wet and damp locations
- Features stainless steel strap and screws, UV stabilized plastics and cold impact resistance face

SmartlockPro Self-Test Blank Face GFCI



20A-125V Feed-Through
Cat. No. GFRBF

- When downstream protection is a priority this GFCI provides the necessary safeguards
- Common applications: for spas/tubs or mounted indoors to provide downstream protection to an outdoor outlet

(TR) = Tamper-Resistant, (NTR) = Non-Tamper-Resistant
*** Applies to all self-test GFCIs.**