


smartlockpro®
Extra Heavy-Duty
Self-Test GFCI
Receptacles
Hospital and Industrial
Specification Grade




Extra Heavy-Duty Industrial & Hospital Grade Self-Test GFCI Receptacles

Smooth (not textured) PBT face cover facilitates cleaning and provides significant impact resistance and protection from harsh chemicals

Dual function status indicator light provides simple, intuitive feedback on power and protection status as well as correct wiring

Wiring clamp provides for back or side wiring of ground terminal

Wraparound steel strap provides superior structural integrity, especially in hard-use environments



Brass self-grounding clip is permanently staked on for secure and reliable performance

Removable safety covers on feed through terminals provide added safety

Leviton Patented Reset Lockout

Tamper-resistant shutters (where stated)

Slim profile provides 25% more room in the wall box

Improved strap design provides greater support, even with ears removed

Back & Side Wire (External Back Wire Clamps)

Line terminal clamps initially held open to expedite first time wiring

Additional Features & Benefits

- Patented bridge contact design provides individual sets of contacts for GFCI receptacle face and downstream receptacles; no power will be delivered to receptacle face if improperly wired (line-load reversed)
- Improved immunity to high frequency noise reduces nuisance tripping
- Advanced electronics provides superior resistance to electrical surges and over-voltages
- Low-profile design is easy to install in all electrical boxes
- Patented SmartlockPro® protection prevents resetting when ground fault protection has been lost

New Revision to UL Standard 943 for GFCIs



Underwriters Laboratories (UL) standards now require newly manufactured GFCIs to be auto-monitoring (self-testing) by conducting an internal test to confirm that protected power is available.

Our complete line of Class A self-test GFCIs periodically conduct an automatic internal test to confirm that protected power is available. If the GFCI detects a problem, one or more of the following will occur:

- Power will be denied (trip with the inability to reset)
- Trip with the ability to reset, subject to the next auto-monitoring test cycle or repeatedly trip
- Visual indication

Status Indicator Light

Leviton GFCI devices feature an LED Status Indicator Light which provides a visual indication to the user of the status of GFCI protection. This is a convenient way to check the level of protection at-a-glance.

GREEN LED - NORMAL OPERATION

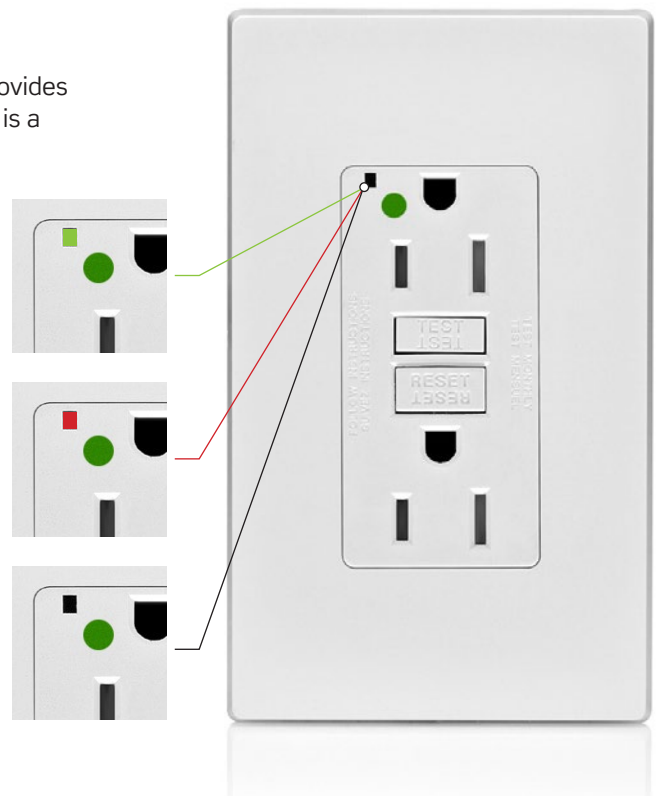
- GFCI has passed self-test and is providing power

RED LED - ALERT!

- Blinking - Initial self-test upon first power up
- Solid or blinking - Press TEST and RESET buttons to reset GFCI
- If GFCI will not reset OR solid or blinking red continues, replace device

NO LED - NO POWER

- GFCI in tripped state
- Press RESET button
- If GFCI will not reset, no power on the circuit



Extra Heavy-Duty Self-Test GFCI Receptacles

Additional Features & Benefits

Weather-Resistant/Tamper-Resistant:

- Designed for wet and damp locations to meet the requirements of NEC® Section 406.8
- Nickel Plated steel strap and stainless steel screws
- Conformal coated PC board to protect critical components from moisture
- Cold impact resistance
- UV stabilized plastics

Isolated Ground/Tamper-Resistant:

- Isolated ground receptacles isolate the strap/ground lead to reduce electrical noise interference to sensitive electronic equipment
- Isolated ground terminal pre-wired with #12 AWG stranded wire for quick assembly

Leaded/Tamper-Resistant:

- Includes 6" long #12 AWG TEW line & load leads plus a ground wire to significantly reduce installation times

Pilot Light/Tamper-Resistant:

- Ideal for equipment protection on dedicated branch circuits
- High-visibility LED provides a visual indication of power status - ideal for applications where receptacles are not easily accessible

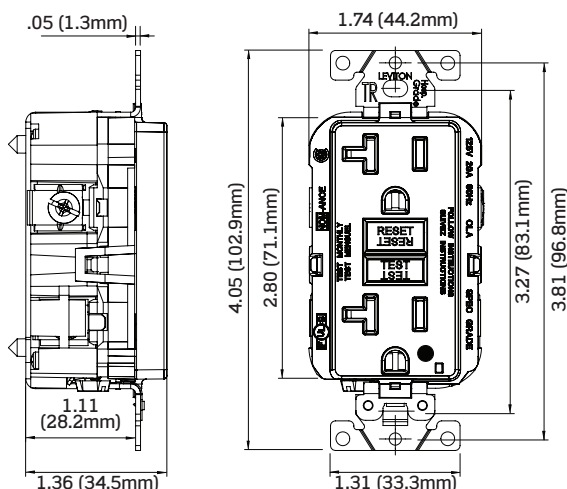
Marked "Controlled"/Tamper-Resistant:

- Help control plug loads, limit energy consumption, and increase energy savings
- Comply with NEC Article 406.3(E), CA Title 24 & ASHRAE Energy Efficiency Standard 90.1

Specifications

AC Horsepower Rating	
At Rated Voltage	1 HP
Electrical Specifications	
Grounding	Self-Grounding Clip (Isolated Ground Model Separates Ground Terminal from Ground Strap)
Pole	2
Wire	3
Short Circuit Current Rating	10kA
Environmental Specifications	
Flammability	Rated V-0 per UL94
Operating Temperature	-35°C to +66°C
Material Specifications	
Face Material	PBT
Body Material	Polycarbonate
Terminal Screws	Plated Steel
Terminal Screws (WR Only)	Stainless Steel
Terminal Clamp	Brass
Line Contacts	Brass
Grounding Screws	Plated Steel
Grounding Screws (WR Only)	Stainless Steel
Strap Material	Galvanized Steel
Strap Material (WR Only)	Nickel Plated Steel
Ground Clip	Brass
Shutter Mechanism (TR Only)	Acetal
Mechanical Specifications	
Terminal ID	Brass-Hot, Green-Ground, Silver-Neutral
Terminal ID - WR Only	Black-Hot, Green-Ground, Silver-Neutral
Lead ID (Leaded Only)	Black-Hot, White -Neutral, Green-Ground
Terminal Accom.	#14-#10 AWG Solid or Stranded
Termination	Back & side wiring, external wire clamps (2 wires/terminal)
Wire Leads (Leaded Only)	6" long #12 AWG TEW line & load leads plus ground lead
Product ID	Ratings are permanently marked on device
Standards & Certifications	
NEMA	WD-1 & WD-6
ANSI	C-73
Certification/Listing	UL, CSA, NOM-ANCE
Applicable Standards	UL 943, UL 498, CSA C22.2 No. 42 & 144, FedSpec W-C-596
Warranty	
Product Warranty	2 Year Limited

Typical for GFNT2-HG



Ordering Information

HOSPITAL GRADE Extra Heavy-Duty Self-Test GFCI Receptacles - Matching Wallplate Included

Cat. No.					
Descrip. & Color	NEMA 5-15R				
	15 A-125 V @ Receptacle • 20 A-125 V Feed-Through				
	Non-TR		TR		WR & TR*
	Standard	NAFTA	Standard	NAFTA	Standard
Brown	GFNT1-HG	GFNT1-HF	GFTR1-HG	GFTR1-HF	GFWT1-HG
Ivory	GFNT1-HGI	GFNT1-HFI	GFTR1-HGI	GFTR1-HFI	GFWT1-HGI
White	GFNT1-HGW	GFNT1-HFW	GFTR1-HGW	GFTR1-HFW	GFWT1-HGW
Black	GFNT1-HGE	GFNT1-HFE	GFTR1-HGE	GFTR1-HFE	GFWT1-HGE
Gray	GFNT1-HGG	GFNT1-HFG	GFTR1-HGG	GFTR1-HFG	GFWT1-HGG
Lt. Almd	GFNT1-HGT	GFNT1-HFT	GFTR1-HGT	GFTR1-HFT	GFWT1-HGT
Red	GFNT1-HGR	GFNT1-HFR	GFTR1-HGR	GFTR1-HFR	GFWT1-HGR
NEMA 5-20R					
Descrip. & Color	20 A-125 V @ Receptacle • 20 A-125 V Feed-Through				
	Non-TR		TR		WR & TR*
		Standard	NAFTA	Standard	NAFTA
Brown	GFNT2-HG	GFNT2-HF	GFTR2-HG	GFTR2-HF	GFWT2-HG
Ivory	GFNT2-HGI	GFNT2-HFI	GFTR2-HGI	GFTR2-HFI	GFWT2-HGI
White	GFNT2-HGW	GFNT2-HFW	GFTR2-HGW	GFTR2-HFW	GFWT2-HGW
Black	GFNT2-HGE	GFNT2-HFE	GFTR2-HGE	GFTR2-HFE	GFWT2-HGE
Gray	GFNT2-HGG	GFNT2-HFG	GFTR2-HGG	GFTR2-HFG	GFWT2-HGG
Lt. Almd	GFNT2-HGT	GFNT2-HFT	GFTR2-HGT	GFTR2-HFT	GFWT2-HGT
Red	GFNT2-HGR	GFNT2-HFR	GFTR2-HGR	GFTR2-HFR	GFWT2-HGR

* Wallplates not included with WR & TR configurations

INDUSTRIAL SPECIFICATION GRADE Extra Heavy-Duty Self-Test GFCI Receptacles - Wallplate Not Included

Cat. No.						
Descrip. & Color	NEMA 5-15R					
	15 A-125 V @ Receptacle • 20 A-125 V Feed-Through					
	Non-TR	TR	WR & TR	Pilot Light	Isolated Ground	Leaded
Brown	G5262-000	G5262-0T0	G5262-WT	GFPL1-PL	GFTR1-IG	*
Ivory	G5262-00I	G5262-0TI	G5262-WTI	GFPL1-PLI	GFTR1-IGI	GFTR1-5LI †
White	G5262-00W	G5262-0TW	G5262-WTW	GFPL1-PLW	GFTR1-IGW	GFTR1-5LW †
Black	G5262-00E	G5262-0TE	G5262-WTE	GFPL1-PLE	GFTR1-IGE	GFTR1-5LE †
Gray	G5262-00G	G5262-0TG	G5262-WTG	GFPL1-PLG	GFTR1-IGG	GFTR1-5LG †
Lt. Almd	G5262-00T	G5262-0TT	G5262-WTT	GFPL1-PLT	GFTR1-IGT	GFTR1-5LT †
Red	G5262-00R	G5262-0TR	G5262-WTR	GFPL1-PLR	GFTR1-IGR	GFTR1-5LR †
Orange	*	*	*	*	GFTR1-IGO	*
NEMA 5-20R						
Descrip. & Color	20 A-125 V @ Receptacle • 20 A-125 V Feed-Through					
	Non-TR	TR	WR & TR	Pilot Light	Isolated Ground	Leaded
Brown	G5362-000	G5362-0T0	G5362-WT	GFPL2-PL	GFTR2-IG	*
Ivory	G5362-00I	G5362-0TI	G5362-WTI	GFPL2-PLI	GFTR2-IGI	GFTR2-5LI †
White	G5362-00W	G5362-0TW	G5362-WTW	GFPL2-PLW	GFTR2-IGW	GFTR2-5LW †
Black	G5362-00E	G5362-0TE	G5362-WTE	GFPL2-PLE	GFTR2-IGE	GFTR2-5LE †
Gray	G5362-00G	G5362-0TG	G5362-WTG	GFPL2-PLG	GFTR2-IGG	GFTR2-5LG †
Lt. Almd	G5362-00T	G5362-0TT	G5362-WTT	GFPL2-PLT	GFTR2-IGT	GFTR2-5LT †
Red	G5362-00R	G5362-0TR	G5362-WTR	GFPL2-PLR	GFTR2-IGR	GFTR2-5LR †
Orange	*	*	*	*	GFTR2-IGO	*

* Available upon special request | † Available in 3-Leaded versions, substitute 3 for 5 in Cat. No.



20 A-125 V Industrial Specification Grade Extra Heavy-Duty Tamper-Resistant GFCIs available in Marked "Controlled" White (G5362-2TW) and Green (G5362-2TN) versions




GFTR2-HGR



G5362-WTW



GFPL1-PLG



GFTR2-IGO

GFTR2-5LW



G5362-2TN

Hospital Grade Guidelight Self-Test GFCI Receptacles



GFNL2-HGW

GFNL1-HGR

Ordering Information

HOSPITAL GRADE Guidelight Self-Test GFCI Receptacles		
	Cat. No.	Cat. No.
	NEMA 5-15R	NEMA 5-20R
Descrip. & Color	15 A-125 V @ Receptacle 20 A-125 V Feed-Through	20 A-125 V @ Receptacle 20 A-125 V Feed-Through
	TR	TR
Brown	GFNL1-HG	GFNL2-HG
Ivory	GFNL1-HGI	GFNL2-HGI
White	GFNL1-HGW	GFNL2-HGW
Black	GFNL1-HGE	GFNL2-HGE
Gray	GFNL1-HGG	GFNL2-HGG
Lt. Almd	GFNL1-HGT	GFNL2-HGT
Red	GFNL1-HGR	GFNL2-HGR

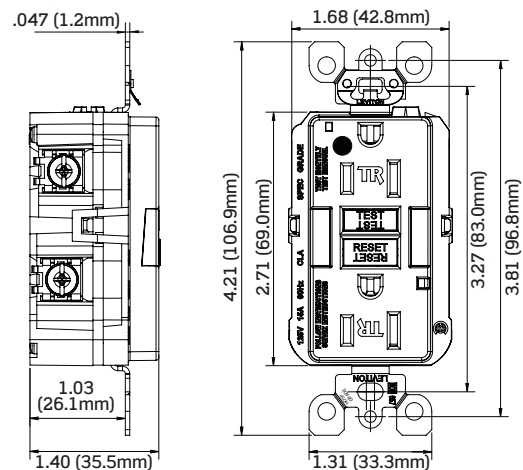
Additional Features & Benefits

- Sensor provides automatic ON/OFF illumination based on ambient lighting
- Dual lens provides visible light with a variety of plugs or transformers
- Custom designed lenses with edge-mounted LEDs improve light dispersion
- Saves space by eliminating the need to use an outlet or a plug-in night light
- Power indication LED, white to match guidelight LED's
- Wallplate not included

Specifications

AC Horsepower Rating	
At Rated Voltage	1 HP
Electrical Specifications	
Grounding	Self-Grounding
Pole	2
Wire	3
Short Circuit Current Rating	10 kA
Environmental Specifications	
Flammability	Rated V-0 per UL94
Operating Temperature	-35°C to +66°C
Material Specifications	
Face Material	PBT
Body Material	Polycarbonate
Terminal Screws	Plated Steel
Terminal Clamp	Brass
Line Contacts	Brass
Grounding Screws	Plated Steel
Strap Material	Galvanized Steel
Ground Clip	Brass
Shutter Mechanism	Acetal
Mechanical Specifications	
Terminal ID	Brass-Hot, Green-Ground, Silver-Neutral
Terminal Accom.	#14-#10 AWG Solid or Stranded
Product ID.	Ratings are permanently marked on device
Standards & Certifications	
NEMA	WD-1 & WD-6
ANSI	C-73
Certification/Listing	UL, CSA, NOM-ANCE
Applicable Standards	UL 943, UL 498, CSA C22.2 No. 42 & 144, FedSpec W-C-596
Warranty	
Product Warranty	2 Year Limited

Typical for GFNL1-HG



Lev-Lok® Self-Test GFCI Receptacles



MGFT2-W

Ordering Information

INDUSTRIAL SPECIFICATION GRADE Extra Heavy-Duty Lev-Lok Self-Test GFCI Receptacles

Descrip. & Color	Cat. No.		Cat. No.	
	NEMA 5-15R		NEMA 5-20R	
	Non-TR	TR	Non-TR	TR
Brown	MGFN1	MGFT1	MGFN2	MGFT2
Ivory	MGFN1-I	MGFT1-I	MGFN2-I	MGFT2-I
White	MGFN1-W	MGFT1-W	MGFN2-W	MGFT2-W
Black	MGFN1-E	MGFT1-E	MGFN2-E	MGFT2-E
Gray	MGFN1-GY	MGFT1-GY	MGFN2-GY	MGFT2-GY
Lt. Almd	MGFN1-T	MGFT1-T	MGFN2-T	MGFT2-T
Red	MGFN1-R	MGFT1-R	MGFN2-R	MGFT2-R

HOSPITAL GRADE Extra Heavy-Duty Lev-Lok Self-Test GFCI Receptacles

Descrip. & Color	Cat. No.		Cat. No.	
	NEMA 5-15R		NEMA 5-20R	
	Non-TR	TR	Non-TR	TR
Brown	MGFN1-HG	MGFT1-HG	MGFN2-HG	MGFT2-HG
Ivory	MGFN1-HGI	MGFT1-HGI	MGFN2-HGI	MGFT2-HGI
White	MGFN1-HGW	MGFT1-HGW	MGFN2-HGW	MGFT2-HGW
Black	MGFN1-HGE	MGFT1-HGE	MGFN2-HGE	MGFT2-HGE
Gray	MGFN1-HGG	MGFT1-HGG	MGFN2-HGG	MGFT2-HGG
Lt. Almd	MGFN1-HGT	MGFT1-HGT	MGFN2-HGT	MGFT2-HGT
Red	MGFN1-HGR	MGFT1-HGR	MGFN2-HGR	MGFT2-HGR

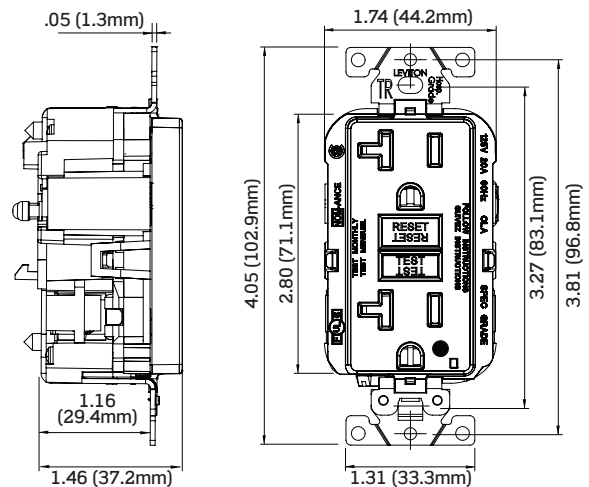
Additional Features & Benefits

- Only Modular GFCI currently available on the market with feed-through terminals for downstream protection
- All modules have a Circuit ID Label for ease of identification
- Solid brass locking pins for strong, secure connection between receptacle & wiring module
- Use with Leviton Cat. MSTWL series wiring modules - available with stranded or solid leads as well as push wire connectors
- Wallplate and wiring module not included

Specifications

AC Horsepower Rating	
At Rated Voltage	1 HP
Electrical Specifications	
Grounding	Self-Grounding
Pole	2
Wire	3
Short Circuit Current Rating	2 kA
Feed-Thru Current	20 A
Environmental Specifications	
Flammability	Rated V-0 per UL94
Operating Temperature	-35°C to +66°C
Material Specifications	
Face Material	PBT
Body Material	Polycarbonate
Terminal Screws (Load Side)	Plated Steel
Terminal Clamp	Brass
Line Contacts	Brass
Strap Material	Galvanized Steel
Ground Clip	Brass
Shutter Mechanism (TR Only)	Acetal
Mechanical Specifications	
Product ID.	Ratings are permanently marked on device
Line Side Termination	Leviton Cat. MSTWL Wiring Modules
Load Side Termination	#14- #10 AWG Solid or Stranded
Standards & Certifications	
NEMA	WD-1 & WD-6
ANSI	C-73
Certification/Listing	cULus, NOM-ANCE
Applicable Standards	UL 943, UL 498, CSA C22.2 No. 42 & 144, FedSpec W-C-596
Warranty	
Product Warranty	2 Year Limited

Typical for MGFT2-HG



DIN-Rail Self-Test GFCI Receptacles



GFNT2-DIN

Specifications

AC Horsepower Rating	
At Rated Voltage	1 HP
Electrical Specifications	
Grounding	Self-Grounding
Pole	2
Wire	3
Short Circuit Current Rating	10 kA
Environmental Specifications	
Flammability	Rated V-0 per UL94
Operating Temperature	-35°C to +66°C
Material Specifications	
Face Material	PBT
Enclosure Base	Polycarbonate
Enclosure Cover	Polycarbonate
Line Contacts	Brass
Mechanical Specifications	
Product ID.	Ratings are permanently marked on device
Standards & Certifications	
NEMA	WD-1 & WD-6
ANSI	C-73
Certification/Listing	cURus
Applicable Standards	UL 943, UL 498, CSA C22.2 No. 42 & 144, FedSpec W-C-596
Warranty	
Product Warranty	2 Year Limited

Ordering Information

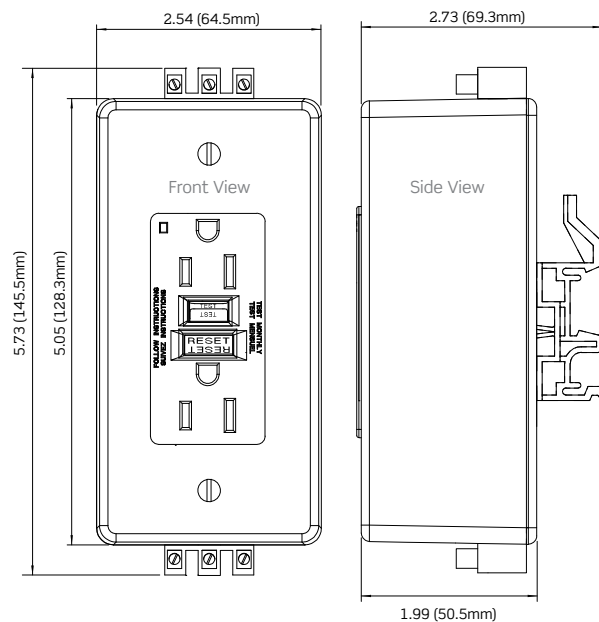
INDUSTRIAL SPECIFICATION GRADE Extra Heavy-Duty DIN-Rail Self-Test GFCI Receptacle

	Cat. No.	Cat. No.
Descrip. & Color	NEMA 5-15R	NEMA 5-20R
	15 A-125 V @ Receptacle 20 A-125 V Feed-Through	20 A-125 V @ Receptacle 20 A-125 V Feed-Through
Black	GFNT1-DIN	GFNT2-DIN

Additional Features & Benefits

- Mounting clip provides easy installation in equipment cabinets
- GFCI has two terminal blocks, one for the line side and one for feed-thru
- Terminal block accepts #22-#12 AWG conductors

Typical for GFNT1-DIN



Visit our Website at:

www.leviton.com/receptaclegrades

email: commercial@leviton.com

Q-969D

071923

Leviton Manufacturing Co., Inc.

201 N Service Rd, Melville, NY 11747

Telephone: 1-800-323-8920 • FAX: 1-800-832-9538

Tech Line (M-F 8AM-10PM; Sat 9AM-7PM; Sun 9AM-5PM): 1-800-824-3005

© 2023 Leviton Manufacturing Co., Inc. All rights reserved.

