

2015 New UL GFCI Requirements

GFCI Standard 943 Effective June 29, 2015

What Ground Fault Circuit Interrupting (GFCI) products need to change?

- GFCI Receptacles (Class A)
- GFCI Breakers
- Permanently Connected GFCI



What are the UL changes?

- ✓ The new GFCI product must automatically monitor ground fault circuit interrupting functionality every (3) hours or less.
- ✓ If the device can no longer provide GFCI protection it must deny power and provide a visual and/or audible indication that it no longer can provide protection.
- ✓ If the line conductor is incorrectly wired to the load terminal, power to the receptacle will be denied. This includes initial installation and any subsequent reinstallations.

Why were these changes made?

Industry studies show the majority of installed GFCI devices are not being manually tested on a monthly basis; this is despite the recommendation by UL and the manufacturers. With these changes, GFCI devices now provide another method for monitoring safety protection functionality.

What does this mean?

Distributors, Electricians and Contractors

can continue to sell and install the current design without any restrictions before or after the June 29th date.

GFCI Manufacturers

must end production of current design by June 28th. New self test design will begin to show up on warehouse shelves by mid June.

The Hubbell Story – External Changes

- No impact to installer or end user
- No change in wiring or method of installation
- Same physical size and interface
- Added power indicator (solid green)
- Added trip indicator (solid red)
- Added “end of life” indicator (flashing red)




Before 2015 Code Change
GF20WLA







2015 Code Change Self Test GFCI
GFRST20W

Please note: A complete cross reference of Hubbell current part numbers to new self test numbers are detailed on back page. Also, brand new product offerings are included.



GFCI Replacement Catalog Numbers for Current Receptacles

GFCI Replacement Catalog Numbers for Current Receptacles

	15A 125V		20A 125V	
	New Catalog Numbers	Old Catalog Numbers	New Catalog Numbers	Old Catalog Numbers
Standard	GFRST15*	GF15*LA	GFRST20*	GF20*LA
● Hospital Grade	GFRST82*	GFR8200H*LA	GFRST83*	GFR8300H*LA
Blank Face	N/A	N/A	GFBFST20*	GFBF20*LA
Weather Resistant & Tamper-Resistant  	GFTWRST15*	GFTR15*	GFTWRST20*	GFTR20*
Weather & Tamper-Resistant ● Hospital Grade  	GFTWRST82*	GFR8200H*TR	GFTWRST83*	GFR8300H*TR



Standard



Hospital Grade



Tamper-Resistant



Weather Resistant



Isolated Ground













Tamper-Resistant
with Alarm



Tamper-Resistant
with Night Light

New options for 2015 include:
Tamper-Resistant "Only" or Weather Resistant "Only"

GFCI Catalog Numbers for New Receptacle Product Styles

		Ground Fault Self Test Receptacle		● Hospital Grade Self Test Receptacle	
		15A 125V	20A 125V	15A 125V	20A 125V
		Catalog Numbers	Catalog Numbers	Catalog Numbers	Catalog Numbers
Tamper-Resistant Only 	GFTRST15*	GFTRST20*	N/A	N/A	
Weather Resistant Only 	GFWRST15*	GFWRST20*	N/A	N/A	
Isolated Ground Weather & Tamper-Resistant  	GFTWRST15*IG	GFTWRST20*IG	GFTWRST82*IG	GFTWRST83*IG	
Standard with Alarm 	GFRST15*B	GFRST20*B	GFRST82*B	GFRST83*B	
Tamper-Resistant with Alarm  	GFTRST15*B	GFTRST20*B	GFTRST82*B	GFTRST83*B	
Standard with Nightlight 	GFRST15*NL	GFRST20*NL	GFRST82*NL	GFRST83*NL	
Tamper-Resistant with Nightlight  	GFTRST15*NL	GFTRST20*NL	GFTRST82*NL	GFTRST83*NL	

*Available in the following colors. Almond (AL), Black (BK), Brown (—), Gray (GY), Ivory (I), Light Almond (LA), Red (R) and White (W).
To order, please replace * with the color code in parentheses.

Note: Please consult the factory for other available versions including SNAPConnect®, Assembled in U.S.A. and new Combination Switch/GFCI (TR).