

P6829 & P6832

LED Step/Wall • Wet Location



Specifications:

Description:

The P6829 and P6832 LED Step Lights are ideal for a wide variety of interior and exterior applications including residential and commercial. The Step Lights feature a 120V alternating current source and eliminates the need for a traditional LED driver. This modular approach results in an encapsulated luminaire that unites performance, cost and safety benefits.

Construction:

- Available in Brushed Nickel (-09), Antique Bronze (-20), White (-30) and Black (-31)
- Heavy Steel construction
- Flicker-free dimming to 10% brightness with most ELV type dimmers (See Dimming Notes)
- Vertical and horizontal hood design
- Horizontal mounting on a single gang recessed wallbox (2" min. clearance)
- ADA Compliant

Performance:

Number of Modules	1
Input Power	4.5W per module
Input Voltage	120V
Input Frequency	60Hz
Lumens	84 (P6829) 65 (P6832)
LPW	21 (P6829) 16 (P6832)
CCT	3000K
CRI	84+
Life	50,000 (L70/TM-21)
EMI/RFI	FCC Title 47, Part 15, Class B
Min. Start Temp	-30° C
Max. Operating Temp	30° C
Warranty	5 yrs.
Labels	cCSAus certified for Wet locations

Catalog number:

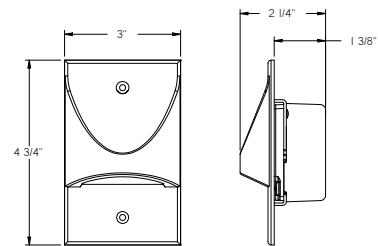
Base	Finish	Color Temp
P6829 - Vertical Hood	09 - Brushed Nickel	30K - 3000K
P6829 - Horizontal Hood	20 - Antique Bronze	
	30 - White	
	31 - Black	

P6829 SERIES

Images:



Dimensions:

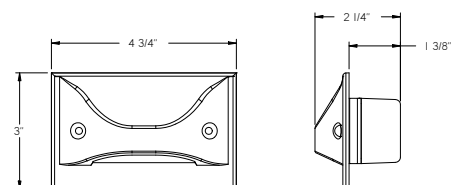


P6832 SERIES

Images:



Dimensions:



P6829 & P6832

LED Step/Wall • Wet Location



Photometrics:

P6829 & P6832 SERIES

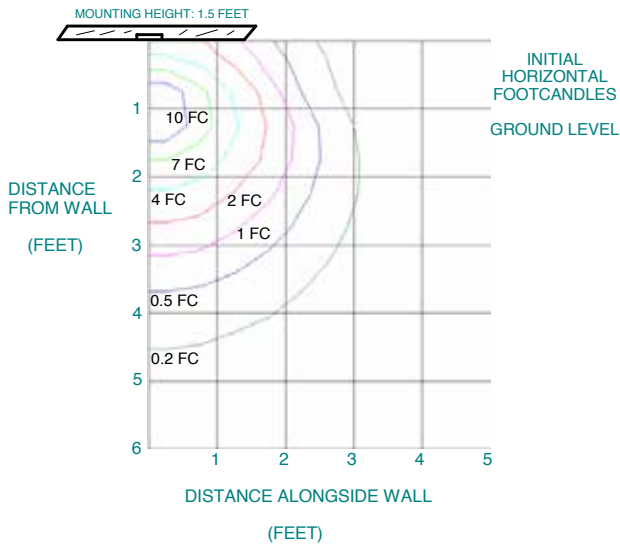
ELECTRICAL DATA		P6829 & P6832 Series
Input Voltage		120V
Input Frequency		50/60 Hz
Input Current		0.04A
Power Factor		≥0.95
Operating Temperature		-30°C to 32°C
Dimming		Yes*
Over-voltage, over-current, short-circuit protected		
*See Dimming Notes for more information		

P6829-30/30K

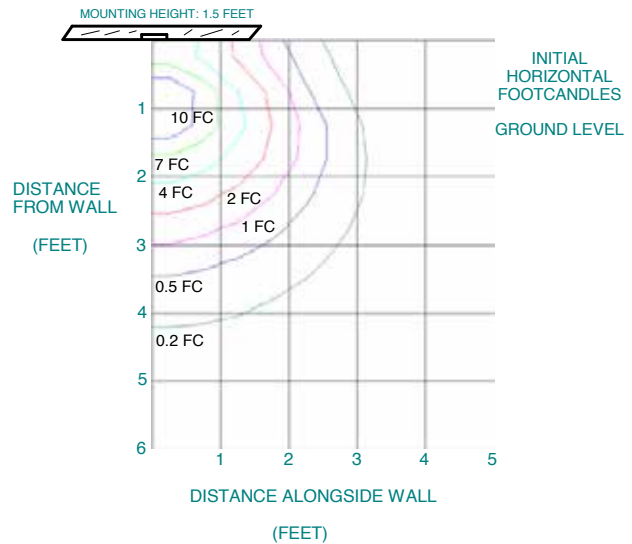
LED Light Engine: 3000K, 84+ CRI
 System Wattage: 4.4
 Fixture delivered lumens: 87
 Mounting Height: 1.5 feet

P6832-30/30K

LED Light Engine: 3000K, 84+ CRI
 System Wattage: 4.4
 Fixture delivered lumens: 84
 Mounting Height: 1.5 feet



Test No. 15.00136



Test No. 15.00137

P6829 & P6832 SERIES

Dimming Notes:

P6829 and P6832 is designed to be compatible with many Electronic Low Voltage (ELV-Reverse Phase) controls.

The following is a partial list of known compatible dimmer controls:

Electronic Low Voltage ELV Reverse Phase Controls

Lutron	Diva Series	(Part Number DVELV-300)
Lutron	Nova T Series	(Part Number NTELV-300)
Lutron	Vierti Series	(Part Number VTELV-600)
Lutron		(Part Number MAELV-600)
Lutron		(Part Number SPELV-600)
Leviton		(Part Number AWRMG-EAW)

Digital type dimmers are not recommended.

Dimming capabilities will vary depending on the dimmer control, load, and circuit installation.

Always refer to dimmer manufacturer instructions or a controls specialist for specific requirements.

Dimmer control brand names where identified above are trade names or registered trademarks of each respective company.