

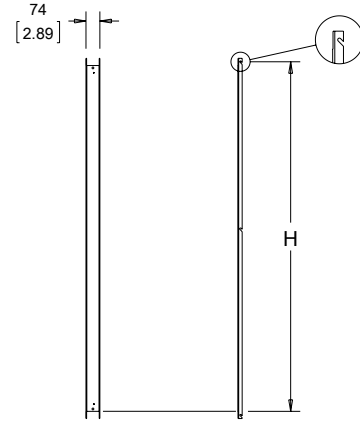
**JOINING SUBPANEL**



**FINISH**

For painted versions:

- Painted polyester powder paint; white
- Custom colors available



89129501

**APPLICATION**

The ProLine G2 Joining Subpanel provides a continuous panel surface in multiple-bay enclosures. The joining subpanel is inserted between full subpanels of equal height. It can be installed from front or rear.

**FEATURES**

- Provides a continuous panel surface in multiple bay enclosures
- Can be inserted between full mounting subpanels of equal height
- Painted or galvanized options

**SPECIFICATIONS**

- Can be installed from front or rear
- Subpanels can be mounted at any depth in 25-mm increments (front to back)
- Heights greater than or equal to 1400 mm are 10 gauge (3.0 mm) mild steel; heights less than 1400mm are 12 gauge (2.5 mm)


**BULLETIN: P40**

Catalog Number	H (mm)	H (in.)	Fits Frame Height mm	Description
P2PJ6	506	19.9	600	Painted
P2PJ6G	506	19.9	600	Conductive
P2PJ8	706	27.8	800	Painted
P2PJ8G	706	27.8	800	Conductive
P2PJ10	906	35.7	1000	Painted
P2PJ10G	906	35.7	1000	Conductive
P2PJ12	1106	43.5	1200	Painted
P2PJ12G	1106	43.5	1200	Conductive
P2PJ14	1306	51.4	1400	Painted
P2PJ14G	1306	51.4	1400	Conductive
P2PJ16	1506	59.3	1600	Painted
P2PJ16G	1506	59.3	1600	Conductive
P2PJ18	1706	67.2	1800	Painted
P2PJ18G	1706	67.2	1800	Conductive
P2PJ20	1906	75.0	2000	Painted
P2PJ20G	1906	75.0	2000	Conductive
P2PJ22	2106	82.9	2200	Painted
P2PJ22G	2106	82.9	2200	Conductive

<b>Model</b>	<b>Component</b>	<b>Type</b>	<b>Height</b>	<b>Specialty</b>	<b>Catalog Number</b>
P2	P	J	20	G	= P2PJ208G
PROLINE G2	Mounting Subpanel	Blank = full subpanel SM = full, side-mount J = joining P = partial PSM = partial, side-mount SO = swing-out	mm 22 = 2200 20 = 2000 18 = 1800 16 = 1600 14 = 1400 12 = 1200 10 = 1000 8 = 800 6 = 600	Blank = painted G = galvanized	

NOTE: Not every combination is available as a standard product.

### FRAME JOINING KITS



### APPLICATION

The ProLine G2 Frame Joining Kit joins two modular enclosures while maintaining an environmental seal. This process is also commonly referred to as baying. The kits have been designed for ease of installation, while maintaining the G2 solution strength.

### SPECIFICATIONS

- P2AJ is the standard side-to-side joining solution for ProLine G2. Two unique gaskets are supplied in the kit: the L-shaped gasket mounts to the frame's knife edge at the top and bottom; while the flat gasket mounts to the frame's vertical rails. The supplied hardware mounts through the frame holes, and incorporates a compression stop spacer to ensure nominal gasket compression.
- P2AJJ relies on the same gasketing as P2AJ, but utilizes a new two-piece bracket that mounts between enclosures on the frame mounting holes. The two-piece nature of this bracket allows the user to bay enclosures for initial population, separate for transportation, and then re-bay in the field without having to remove the bracket(s). This solution is a great option for applications where the preferred position of the mounting subpanel is fully recessed in the rear.
- P2AJF and P2AJS are designed for front-to-back and front-to-side joining respectively. P2AJS would be used in applications where a bayed system makes a 90-degree turn in or around a corner.
- P2AJB is designed for top-to-bottom joining, where G2 enclosures are stacked vertically. Joining occurs through the opening in the top through the frames, so covers/barriers isolating the enclosures cannot be incorporated: this solution would not be recommended for separating voltages. Please also note that load rating and lifting capacity are impacted by this joining method: de-rating is expected.
- P2AJP and P2AJR are designed for side-to-side joining of G2 enclosures to ProLine (Gen 1) and modular enclosures with a closed frame profile respectively. Please note that kits only accommodate solutions 2000Hx800D.
- P2AJHF is a side-to-side EMC joining kit where UL94HP-rated urethane foam gasket ensures proper metal to metal contact.

### BULLETIN: P40

Catalog Number	Description
P2AJ	G2 Side to G2 Side
P2AJJ	Alternate G2 Side to G2 Side
P2AJF	G2 Front to G2 Back
P2AJS	G2 Front to G2 Side
P2AJB	G2 Top to G2 Bottom, Single-Bay
P2AJP	G2 Side to ProLine Side
P2AJR	G2 Side to R Side
P2AJHF	EMC G2 Side to G2 Side

### FULLY-SEALED PLINTH BASE JOINING KIT



### APPLICATION

The Fully-Sealed Plinth Base Joining Kit provides a seal between the side gland plate openings on adjacent Fully-Sealed Plinth Bases in joined bay configurations. Used in combination with the PROLINE G2 side-to-side joining kit.

### FEATURES

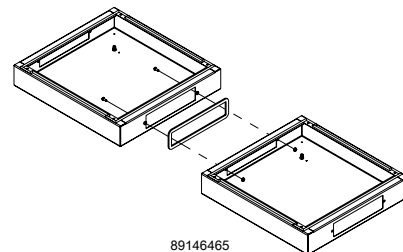
- Maintains NEMA 12 rating between Fully-Sealed Plinth bases
- Allows for sealed cable routing between joined cabinets

### SPECIFICATIONS

- Includes nylon wire edge protector to prevent wear and abrasion of wires and cables
- Gasket and installation hardware included

### BULLETIN: P40

Catalog Number	Description
P2AJSB	Joining Kit, Sealed Plinth Base
P2AJSBHF	EMC Joining Kit, Sealed Plinth Base



**TRANSPORTATION BASE JOINING KIT, SIDE-TO-SIDE**




**APPLICATION**

The PROLINE G2 Transportation Base Joining Kit, Side-to-Side interconnects transportation bases while maintaining the NEMA Type 12 rating.

**FEATURES**

- Maintains NEMA 12 rating between Fully-Sealed Plinth bases
- Allows for sealed cable routing between joined cabinets

**JOINING KIT SUPPORT BRACKET**



**APPLICATION**

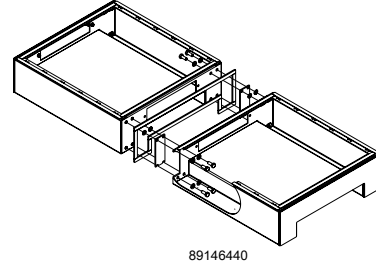
The ProLine G2 Joining Kit Support Bracket is used in conjunction with the standard joining kit if additional support is desired. The kit includes a quantity of 8, 12 gauge, mild steel brackets with mounting hardware. The brackets span the joined frames and can be placed as needed.

**SPECIFICATIONS**

- Gasket and installation hardware included
- Furnished grommet applied to edge of wire feed

**BULLETIN: P40**

Catalog Number	Description
P2AJT	Transportation Base Joining Kit, Side-to-Side



**SPECIFICATIONS**

- Provides additional support for joined enclosures
- Includes (8) brackets with (32) M5 Thread Forming, Torx-Head Screws

**FINISH**

- Polyester powder paint
- RAL 7035 textured light gray standard
- Custom colors available

**BULLETIN: P40**

Catalog Number	Bracket Qty.	Screws Qty.
P2AJKSB	8	32

**Notes**