



safety products

GFCI In-Line User Attachables

GFCI In-Line User Attachables

The in-line user attachable is ideal for existing equipment without GFCI protection, and can be easily attached by connecting the GFCI in series with the supply cable 9 to 10 inches from the plug end to provide GFCI protection. Applications include:

- ▶ Pressure Washers
- ▶ Floor Cleaners
- ▶ Power Tools
- ▶ Boat Lifts
- ▶ Drain Snakes
- ▶ Industrial Appliances
- ▶ Pumps
- ▶ Extension Cords

Rainproof rated, UL listed for outdoor use. To prevent unmonitored equipment startup, manual reset is required after GFCI trip and power outage. Allows compliance with National Electric Code (NEC 2008) Article 590.6 for "Temporary Installations" and OSHA regulation. Available with yellow or black case.

FEATURES

25000 016-6

- ▶ Volts/Amps: 120V/20A and 240V/20A
- ▶ Accepts 18 - 12 AWG (SJT)
- ▶ Trip Level: 4 - 6 mA

25230 001-6

- ▶ Volts/Amps: 120V/20A
- ▶ Accepts 18 - 12 AWG (SJT)
- ▶ Trip Level: 4 - 6 mA

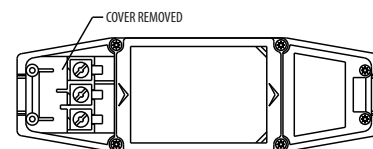
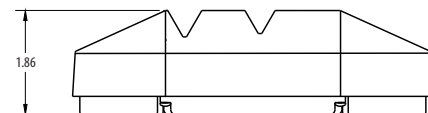
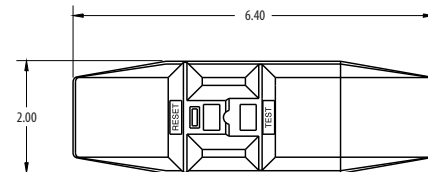


TECHNICAL DATA

Grounded Neutral	4 Ohms typical
Trip response time for ground fault and grounded neutral trip	less than 25mS
Voltage surge withstand	3kv ringwave test and 4kv/2kA surge immunity test
Radio frequency noise susceptibility	operates within normal limits with 0.5 volts injected on power line 150kHz-230mHz
Frequency	50 / 60 Hz
Endurance	3,000 operations minimum
Overload Current	six times rated current
Operating temperature range	-35°C to 66°C
Effect of 10 Amp turn DC Shock on ground fault trip	5% maximum trip level variation
Insulation voltage	1500 VRMS - 1 Min.
Power On indication	lighted indicator



25000 016-6



Coleman Cable Inc.

800.323.9355 • www.colemancable.com