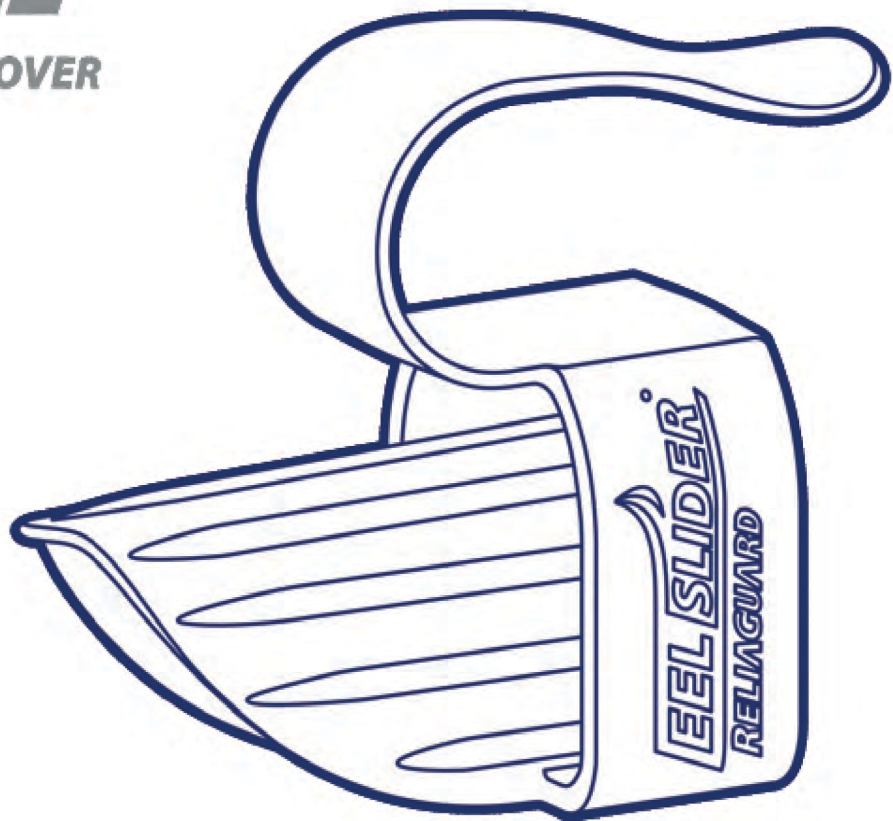


EEL SLIDER®

greyEEL®
CONDUCTOR COVER



The EEL Slider® tool is designed exclusively for the application of GreyEEL® conductor cover.



RELI GUARD®
SUPERIOR PORTFOLIO OF WILDLIFE MITIGATION PRODUCTS

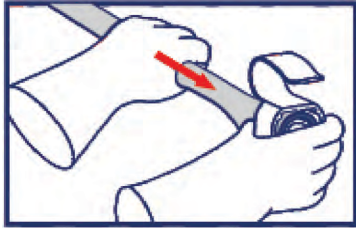
Phone 949.305.3311
Web www.reliaguard.com

DIRECTIONS FOR USE

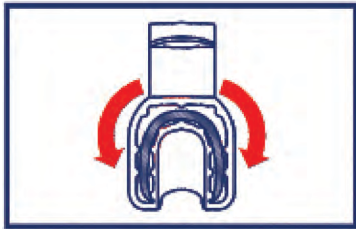
Users are to follow all applicable safety standards and regulations specified by the Operating Authority.



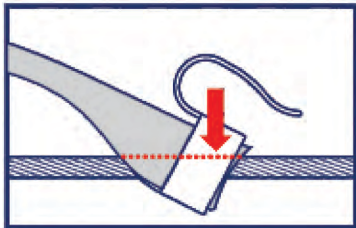
1. Feed conductor cover into pointed end of tool



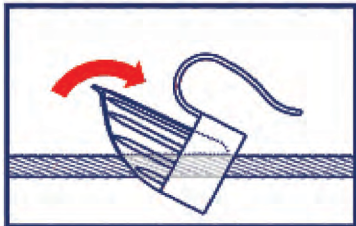
2. Push through until flush with back side of tool



3. Ensure profile is centered on tool with sides down equally



4. Push tool down onto wire until it sits flat on the inner channel




5. Feed conductor cover through tool, ensure profile encloses the wire completely

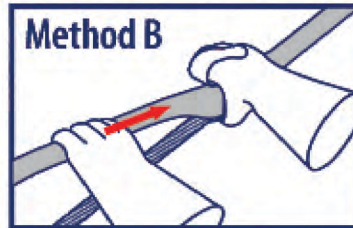


Method A

- 6A. Grip installed conductor cover on wire and change hands to hold the tool

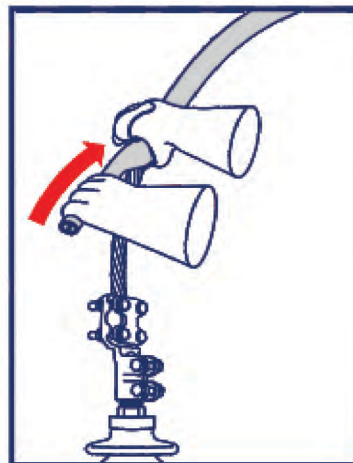


- 7A. Slide the tool along the wire with the installed cover remaining stationary



Method B

- 6B. Continue feeding the conductor cover through with the tool remaining stationary



- 7B. Push through up to end, grip conductor cover behind tool and slide through end



RELIAGUARD[®]
SUPERIOR PORTFOLIO OF WILDLIFE MITIGATION PRODUCTS

Phone 949.305.311
Web www.reliaguard.com