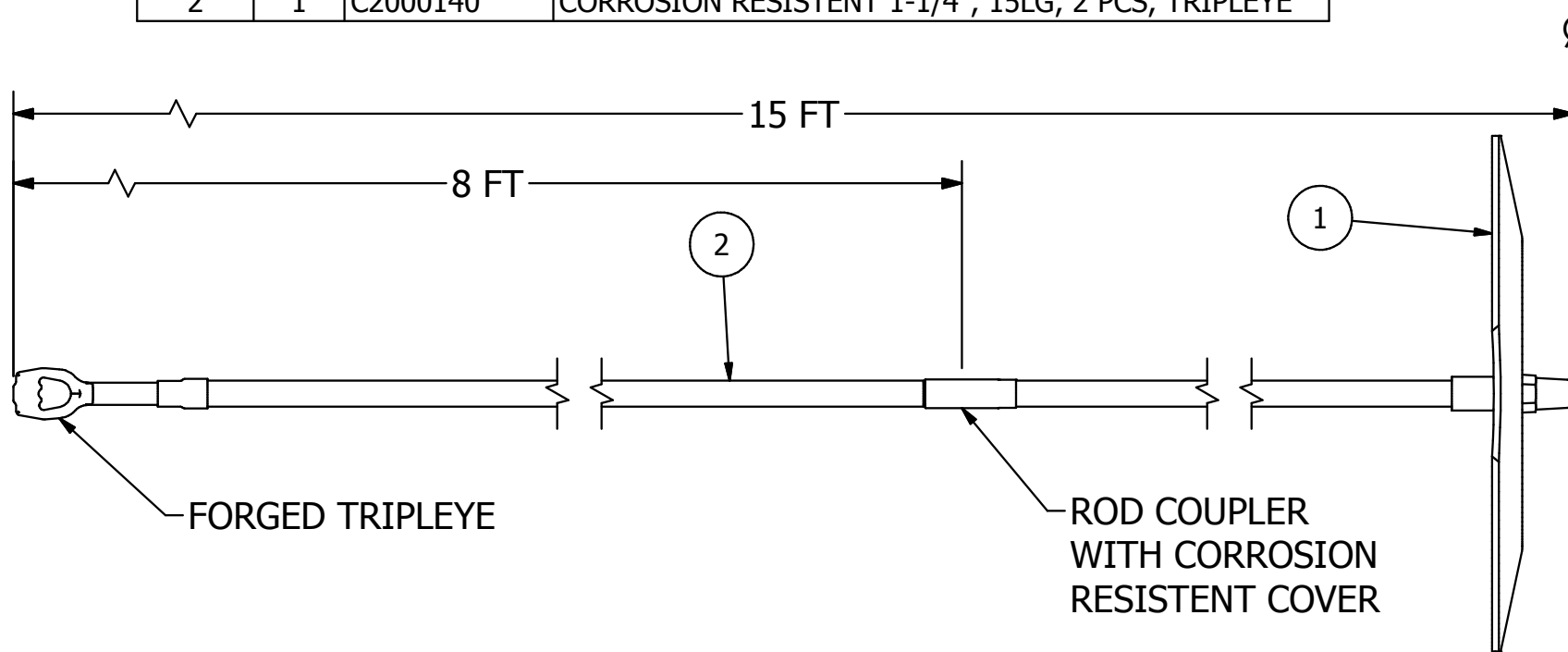



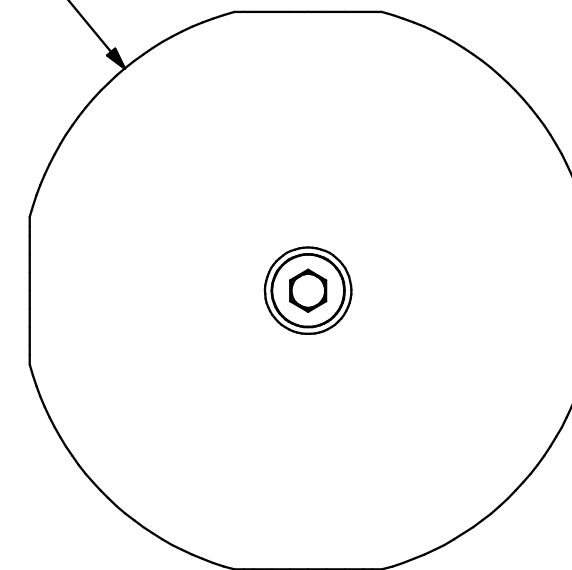
* * NOTES * *

1. ALL STEEL COMPONENTS ARE HOT DIP GALVANIZED PER ASTM A153 (LATEST REV.)
2. ROD IS SECTIONALIZED FOR TRANSPORTATION AND MATERIAL HANDLING (LONGEST SECTION 8FT)
3. POST GALVANIZING ROD IS COVERED IN AN EXTRA LAYER OF CORROSION PROTECTION (POLYETHYLENE TUBING).
4. ROD IS ELECTRICALLY INSULATED FROM ANCHOR BY USE OF POLYETHYLENE TUBING AND FIBERGLASS WASHER.

PARTS LIST			
ITEM	QTY	PART NUMBER	DESCRIPTION
1	1	C1022381	ANCHOR, DISK, 30 DIA, 1-1/4" RD
2	1	C2000140	CORROSION RESISTENT 1-1/4", 15LG, 2 PCS, TRIPLEYE



Ø30 IN



PROJECTED AREA = 697 SQ IN

CHANCE®



HUBBELL POWER SYSTEMS, Inc.

CONFIDENTIAL: THIS DRAWING AND ITS CONTENTS ARE CONFIDENTIAL AND THE EXCLUSIVE PROPERTY OF HUBBELL POWER SYSTEMS. NO PUBLICATION, DISTRIBUTION OR COPIES MAY BE MADE WITHOUT THE WRITTEN CONSENT OF HUBBELL POWER SYSTEMS. HUBBELL POWER SYSTEMS UNPUBLISHED ALL RIGHTS RESERVED UNDER THE COPYRIGHT LAWS.

TITLE **30 INCH DIAMETER DISK ANCHOR WITH 15 FT X 1-1/4 INCH 2 PCS ROD**

SIZE SB	CAT / PART / ASSY NO. SEE CHART	DWG NO. SA1022381	REV -
DO NOT SCALE THIS DRAWING	DRN BY TMK	DATE 3/27/14	SHEET 1 OF 1