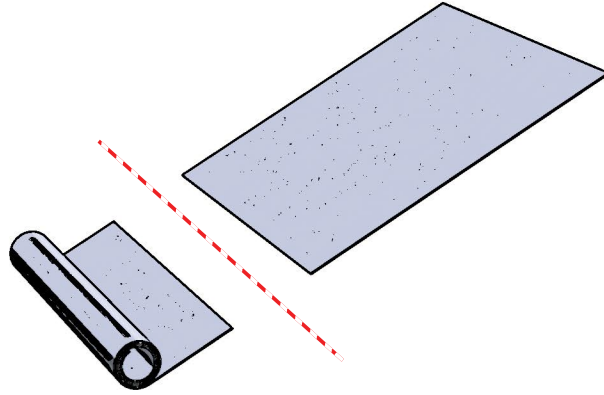
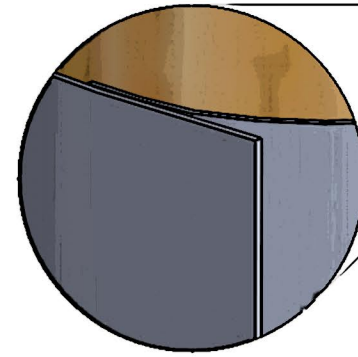


POLE WRAP INSTALLATION INSTRUCTIONS



TRIM SUFFICIENT MATERIAL LENGTH
TO WRAP POLE + 3" MIN

STEP 1



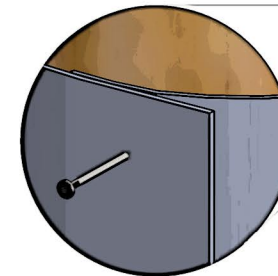
WRAP POLE ENSURING
SEAM IS TIGHT

STEP 2



RECOMMENDED FASTENERS:
LARGE HEAD ROOFING NAIL
(NOT INCLUDED)

STEP 3



SECURE WITH FASTENERS
SPACED APPROX 4"
OVERLAP ON TOP OF LOWER SECTION

STEP 4