

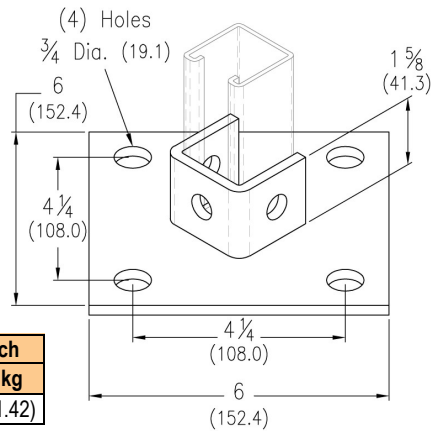


www.phd-mfg.com

POST BASES

FIG. 6005

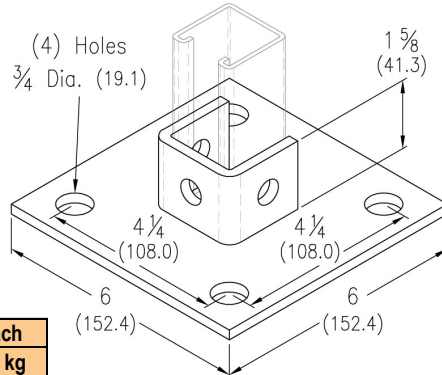
POST BASE FOR 1⁵/₈" STRUT



Wt. Each	
lbs.	kg
3.14	(1.42)

FIG. 6010

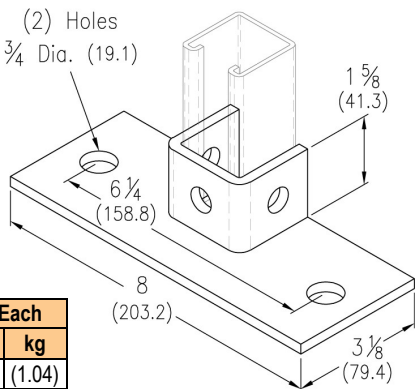
POST BASE FOR 1⁵/₈" STRUT



Wt. Each	
lbs.	kg
3.14	(1.42)

FIG. 6015

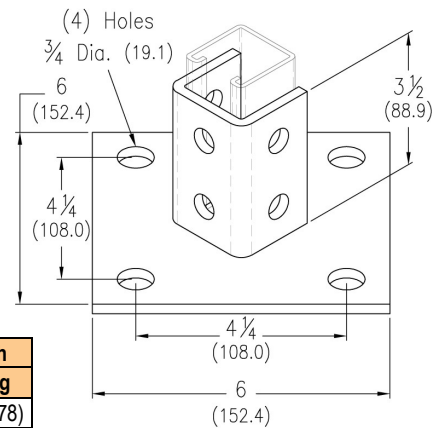
POST BASE FOR 1⁵/₈" STRUT



Wt. Each	
lbs.	kg
2.30	(1.04)

FIG. 6020

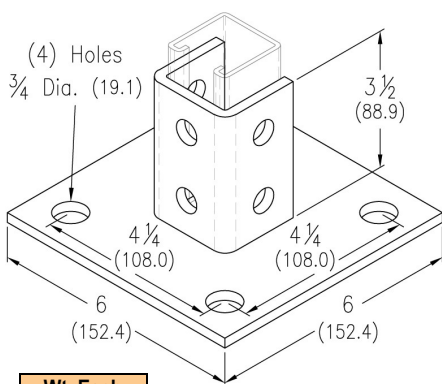
POST BASE FOR 1⁵/₈" STRUT



Wt. Each	
lbs.	kg
3.92	(1.78)

FIG. 6025

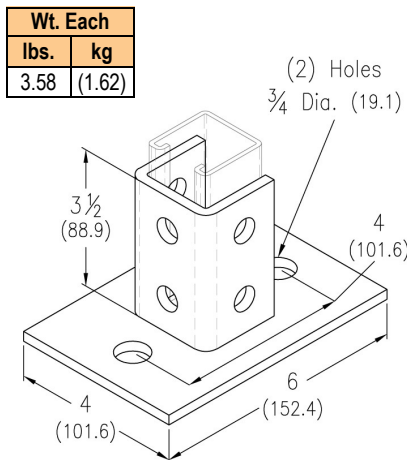
POST BASE FOR 1⁵/₈" STRUT



Wt. Each	
lbs.	kg
3.92	(1.78)

FIG. 6029

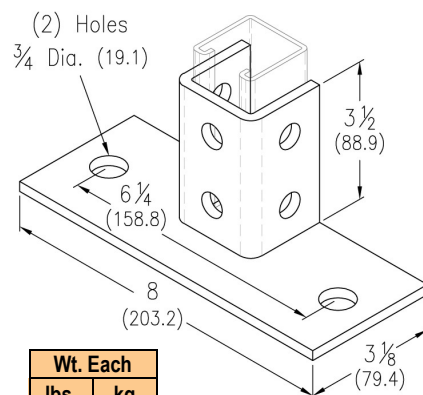
POST BASE FOR 1⁵/₈" STRUT



Wt. Each	
lbs.	kg
3.58	(1.62)

FIG. 6030

POST BASE FOR 1⁵/₈" STRUT



Wt. Each	
lbs.	kg
3.12	(1.42)

Standard Product Information for 1⁵/₈" (41.3) width series channel fittings (Unless Otherwise Noted)

Hole Diameter: 3/16" (14.3); Hole Spacing-From End: 1 3/16" (20.6); Hole Spacing-On Center: 1 7/8" (47.6); Width: 1 5/8" (41.3); Thickness: 1/4" (6.4)
Material: Carbon steel (Type 304 or 316 Stainless Steel upon request); Finish: Electro-galvanized (hot-dip galvanized, e-coat, and powder coated upon request)
Ordering: Specify figure number, material, and finish.

Unless otherwise specified, all dimensions on drawings and in charts are in inches and dimensions shown in parentheses are in millimeters.

POST BASES



CHANNEL
PIPE & CONDUIT SUPPORTS
STRUT NUTS & HARDWARE
CONCRETE INSERTS
END CAPS & CLOSURES
FLAT PLATE FITTINGS
90° ANGLE FITTINGS
ANGLE FITTINGS
"U" FITTINGS
"Z" FITTINGS
WING FITTINGS
SPECIALTY FITTINGS
TROLLEY ASSEMBLIES
POST BASES
BRACKETS & BRACE FITTINGS
BEAM CLAMPS
ROOFTOP SUPPORTS

FIG. 6035

POST BASE FOR DOUBLE 1⁵/₈" STRUT

Wt. Each	
lbs.	kg
3.30	(1.50)

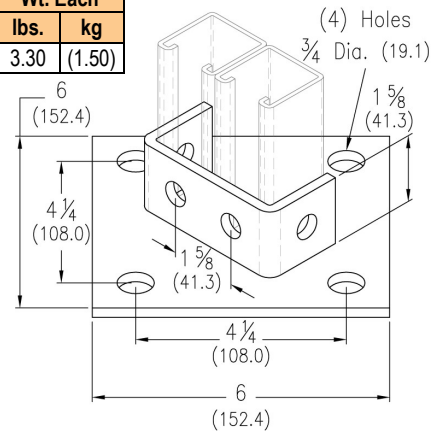


FIG. 6040

POST BASE FOR DOUBLE 1⁵/₈" STRUT

Wt. Each	
lbs.	kg
3.30	(1.50)

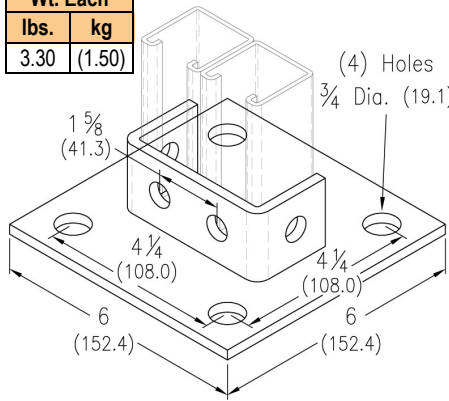


FIG. 6045

POST BASE FOR DOUBLE 1⁵/₈" STRUT

Wt. Each	
lbs.	kg
2.50	(1.13)

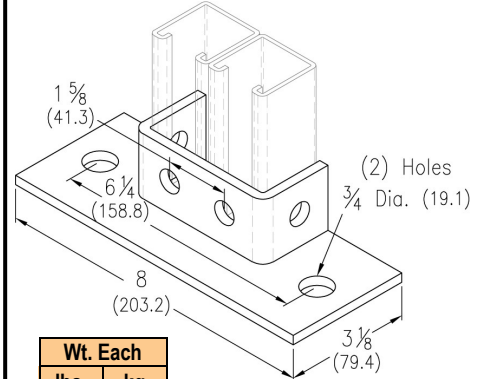


FIG. 6050

POST BASE FOR DOUBLE 1⁵/₈" STRUT

Wt. Each	
lbs.	kg
4.00	(1.81)

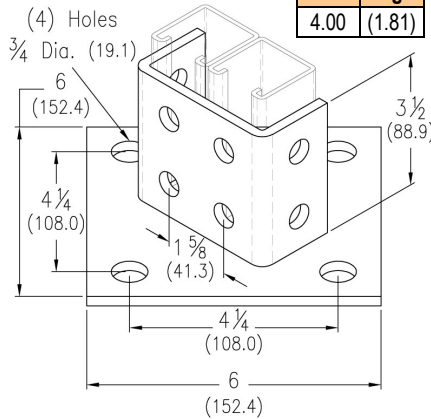


FIG. 6060

POST BASE FOR DOUBLE 1⁵/₈" STRUT

Wt. Each	
lbs.	kg
4.00	(1.81)

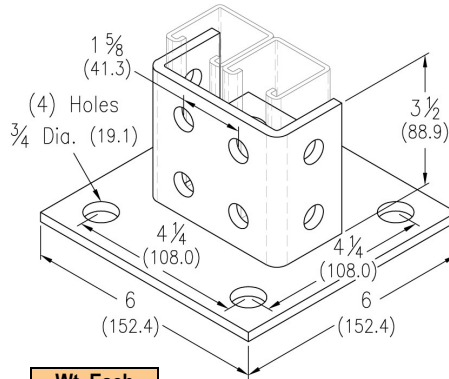


FIG. 6065

POST BASE FOR DOUBLE 1⁵/₈" STRUT

Wt. Each	
lbs.	kg
3.20	(1.45)

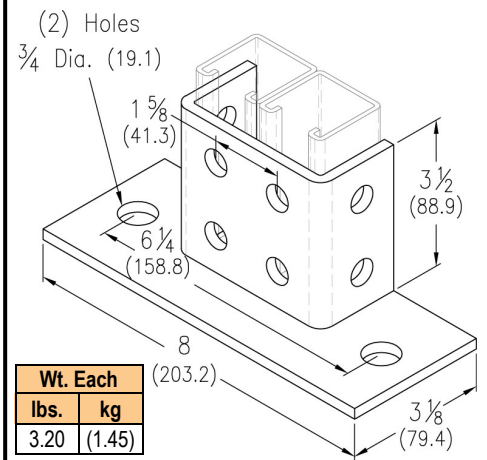
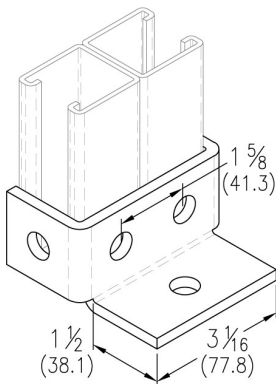


FIG. 6080

POST BASE FOR DOUBLE 1⁵/₈" STRUT

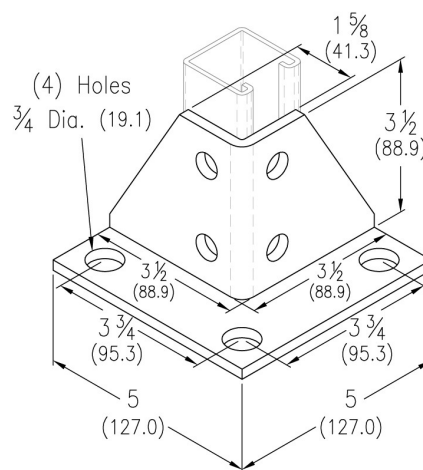


Wt. Each	
lbs.	kg
1.30	(.59)

Note: Not available in Stainless Steel.

FIG. 6095

POST BASE FOR 1⁵/₈" STRUT



Wt. Each	
lbs.	kg
2.97	(1.37)

Note: Not available in Stainless Steel.

Standard Product Information for 1⁵/₈" (41.3) width series channel fittings (Unless Otherwise Noted)

Hole Diameter: 9/16" (14.3); Hole Spacing-From End: 1³/₁₆" (20.6); Hole Spacing-On Center: 1¹/₈" (47.6); Width: 1⁵/₈" (41.3); Thickness: 1/4" (6.4)
 Material: Carbon steel (Type 304 or 316 Stainless Steel upon request); Finish: Electro-galvanized (hot-dip galvanized, e-coat, and powder coated upon request)
 Ordering: Specify figure number, material, and finish.

Unless otherwise specified, all dimensions on drawings and in charts are in inches and dimensions shown in parentheses are in millimeters.