

## IEC SYSTEM FOR MUTUAL RECOGNITION OF TEST CERTIFICATES FOR ELECTRICAL EQUIPMENT (IECEE) CB SCHEME

## CB TEST CERTIFICATE

Product

**Moulded-case circuit-breakers**

Name and address of the applicant

**SCHNEIDER ELECTRIC INDUSTRIES SAS**  
31 rue Pierre Mendès France, Eybens  
38050 GRENOBLE Cedex 9 - FRANCE

Name and address of the manufacturer

**SCHNEIDER ELECTRIC INDUSTRIES SAS**  
31 rue Pierre Mendès France, Eybens  
38050 GRENOBLE Cedex 9 - FRANCE

Name and address of the factory

**MERLIN GERIN ALES**  
1, rue Maurice Ravel Zone industrielle de Croupillac  
30319 ALES Cedex - FRANCE

Note: When more than one factory, please report on page 2

 Additional Information on page 2

Ratings and principal characteristics

see annex

Trademark (if any)



Customer's Testing Facility (CTF) Stage used

CTF2

Model / Type Ref.

C60SP series  
References : see annex

Additional information (if necessary may also be reported on page 2)

Supersedes CBTC FR\_701645/A1 date 25/01/2018: updating the list of test reports taken into account  
 Additional Information on page 2


A sample of the product was tested and found to be in conformity with

IEC 60947-2:2006 +A1:2009 +A2:2013

As shown in the Test Report Ref. No. which forms part of this Certificate

142135-686985A, 142135-686985A/1, 142135-686985A/2,  
GS111/16, GS112/16, GS113/16, GS114/16, GS118/16, GS120/16,  
GS121/16, GS122/16, GS123/16, GS124/16, GS125/16, GS126/16,  
GS127/16, GS129/16, GS130/16, GS131/16, GS132/16, GS135/16,  
GS137/16, GS139/16, GS140/16, GS141/16, GS142/16, GS143/16,  
GS258/16, GS271/16, GS272/16, GS273/16, GS274/16, GS275/16,  
GS276/16, GS277/16, GS278/16.

This CB Test Certificate is issued by the National Certification Body

LCIE – Laboratoire Central des Industries Electriques  
33, avenue du Général Leclerc – BP8  
FR 92 266 Fontenay aux Roses Cedex  
[www.lcie.fr](http://www.lcie.fr)LABORATOIRE CENTRAL DES  
INDUSTRIES ELECTRIQUES  
S.A.S au capital de 15 745 000 €  
RCS Nanterre 5408 363 174  
33 Avenue du Général Leclerc  
F - 92266 FONTENAY AUX ROSES

Date: 15/03/2018

Signature: **Jean-François BRUEL**  
Certification Officer


## ANNEX

## References, ratings and main characteristics

References	Number of poles	Ue (V~)	Instantaneous tripping current Ii (Curve)	In (A)	Trade references
EOM10C60SP1K0,5	1	240 / 415	12 x In (K)	0.5A	/
EOM10C60SP1K1	1	240 / 415	12 x In (K)	1A	/
EOM10C60SP1K2	1	240 / 415	12 x In (K)	2A	/
EOM10C60SP1K3	1	240 / 415	12 x In (K)	3A	/
EOM10C60SP1K4	1	240 / 415	12 x In (K)	4A	/
EOM10C60SP1K5	1	240 / 415	12 x In (K)	5A	/
EOM10C60SP1K6	1	240 / 415	12 x In (K)	6A	/
EOM10C60SP1K8	1	240 / 415	12 x In (K)	8A	/
EOM10C60SP1K10	1	240 / 415	12 x In (K)	10A	/
EOM10C60SP1K13	1	240 / 415	12 x In (K)	13A	/
EOM10C60SP1K15	1	240 / 415	12 x In (K)	15A	/
EOM10C60SP1K16	1	240 / 415	12 x In (K)	16A	/
EOM10C60SP1K20	1	240 / 415	12 x In (K)	20A	/
EOM10C60SP1K25	1	240 / 415	12 x In (K)	25A	/
EOM10C60SP1K30	1	240 / 415	12 x In (K)	30A	/
EOM10C60SP1K32	1	240 / 415	12 x In (K)	32A	/
EOM10C60SP1K35	1	240 / 415	12 x In (K)	35A	/
EOM10C60SP1K40	1	240 / 415	12 x In (K)	40A	/
EOM10C60SP2K0,5	2	240 / 415 / 440	12 x In (K)	0.5A	/
EOM10C60SP2K1	2	240 / 415 / 440	12 x In (K)	1A	/
EOM10C60SP2K2	2	240 / 415 / 440	12 x In (K)	2A	/
EOM10C60SP2K3	2	240 / 415 / 440	12 x In (K)	3A	/
EOM10C60SP2K4	2	240 / 415 / 440	12 x In (K)	4A	/
EOM10C60SP2K5	2	240 / 415 / 440	12 x In (K)	5A	/
EOM10C60SP2K6	2	240 / 415 / 440	12 x In (K)	6A	/
EOM10C60SP2K8	2	240 / 415 / 440	12 x In (K)	8A	/
EOM10C60SP2K10	2	240 / 415 / 440	12 x In (K)	10A	/
EOM10C60SP2K13	2	240 / 415 / 440	12 x In (K)	13A	/
EOM10C60SP2K15	2	240 / 415 / 440	12 x In (K)	15A	/
EOM10C60SP2K16	2	240 / 415 / 440	12 x In (K)	16A	/
EOM10C60SP2K20	2	240 / 415 / 440	12 x In (K)	20A	/
EOM10C60SP2K25	2	240 / 415 / 440	12 x In (K)	25A	/
EOM10C60SP2K30	2	240 / 415 / 440	12 x In (K)	30A	/
EOM10C60SP2K32	2	240 / 415 / 440	12 x In (K)	32A	/
EOM10C60SP2K35	2	240 / 415 / 440	12 x In (K)	35A	/
EOM10C60SP2K40	2	240 / 415 / 440	12 x In (K)	40A	/
EOM10C60SP3K0,5	3	240 / 415 / 440	12 x In (K)	0.5A	/
EOM10C60SP3K1	3	240 / 415 / 440	12 x In (K)	1A	/
EOM10C60SP3K2	3	240 / 415 / 440	12 x In (K)	2A	/
EOM10C60SP3K3	3	240 / 415 / 440	12 x In (K)	3A	/
EOM10C60SP3K4	3	240 / 415 / 440	12 x In (K)	4A	/
EOM10C60SP3K5	3	240 / 415 / 440	12 x In (K)	5A	/
EOM10C60SP3K6	3	240 / 415 / 440	12 x In (K)	6A	/
EOM10C60SP3K8	3	240 / 415 / 440	12 x In (K)	8A	/
EOM10C60SP3K10	3	240 / 415 / 440	12 x In (K)	10A	/
EOM10C60SP3K13	3	240 / 415 / 440	12 x In (K)	13A	/
EOM10C60SP3K15	3	240 / 415 / 440	12 x In (K)	15A	/
EOM10C60SP3K16	3	240 / 415 / 440	12 x In (K)	16A	/
EOM10C60SP3K20	3	240 / 415 / 440	12 x In (K)	20A	/
EOM10C60SP3K25	3	240 / 415 / 440	12 x In (K)	25A	/



LCIE – Laboratoire Central des Industries Electriques  
 33, avenue du Général Leclerc – BP8  
 FR 92 266 Fontenay aux Roses Cedex  
[www.lcie.fr](http://www.lcie.fr)




Date: 15/03/2018

 Signature: **Jean-François BRUEL**  
 Certification Officer

References	Number of poles	Ue (V~)	Instantaneous tripping current li (Curve)	In (A)	Trade references
EOM10C60SP3K30	3	240 / 415 / 440	12 x In (K)	30A	/
EOM10C60SP3K32	3	240 / 415 / 440	12 x In (K)	32A	/
EOM10C60SP3K35	3	240 / 415 / 440	12 x In (K)	35A	/
EOM10C60SP3K40	3	240 / 415 / 440	12 x In (K)	40A	/
EOM10C60SP4K0,5	4	240 / 415 / 440	12 x In (K)	0.5A	/
EOM10C60SP4K1	4	240 / 415 / 440	12 x In (K)	1A	/
EOM10C60SP4K2	4	240 / 415 / 440	12 x In (K)	2A	/
EOM10C60SP4K3	4	240 / 415 / 440	12 x In (K)	3A	/
EOM10C60SP4K4	4	240 / 415 / 440	12 x In (K)	4A	/
EOM10C60SP4K5	4	240 / 415 / 440	12 x In (K)	5A	/
EOM10C60SP4K6	4	240 / 415 / 440	12 x In (K)	6A	/
EOM10C60SP4K8	4	240 / 415 / 440	12 x In (K)	8A	/
EOM10C60SP4K10	4	240 / 415 / 440	12 x In (K)	10A	/
EOM10C60SP4K13	4	240 / 415 / 440	12 x In (K)	13A	/
EOM10C60SP4K15	4	240 / 415 / 440	12 x In (K)	15A	/
EOM10C60SP4K16	4	240 / 415 / 440	12 x In (K)	16A	/
EOM10C60SP4K20	4	240 / 415 / 440	12 x In (K)	20A	/
EOM10C60SP4K25	4	240 / 415 / 440	12 x In (K)	25A	/
EOM10C60SP4K30	4	240 / 415 / 440	12 x In (K)	30A	/
EOM10C60SP4K32	4	240 / 415 / 440	12 x In (K)	32A	/
EOM10C60SP4K35	4	240 / 415 / 440	12 x In (K)	35A	/
EOM10C60SP4K40	4	240 / 415 / 440	12 x In (K)	40A	/
EOM10C60SP1D0,5	1	240 / 415	12 x In (D)	0.5A	M9F23170
EOM10C60SP1D1	1	240 / 415	12 x In (D)	1A	M9F23101
EOM10C60SP1D2	1	240 / 415	12 x In (D)	2A	M9F23102
EOM10C60SP1D3	1	240 / 415	12 x In (D)	3A	M9F23103
EOM10C60SP1D4	1	240 / 415	12 x In (D)	4A	M9F23104
EOM10C60SP1D5	1	240 / 415	12 x In (D)	5A	M9F23105
EOM10C60SP1D6	1	240 / 415	12 x In (D)	6A	M9F23106
EOM10C60SP1D8	1	240 / 415	12 x In (D)	8A	M9F23108
EOM10C60SP1D10	1	240 / 415	12 x In (D)	10A	M9F23110
EOM10C60SP1D13	1	240 / 415	12 x In (D)	13A	M9F23113
EOM10C60SP1D15	1	240 / 415	12 x In (D)	15A	/
EOM10C60SP1D16	1	240 / 415	12 x In (D)	16A	M9F23116
EOM10C60SP1D20	1	240 / 415	12 x In (D)	20A	M9F23120
EOM10C60SP1D25	1	240 / 415	12 x In (D)	25A	M9F23125
EOM10C60SP1D30	1	240 / 415	12 x In (D)	30A	/
EOM10C60SP1D32	1	240 / 415	12 x In (D)	32A	M9F23132
EOM10C60SP1D35	1	240 / 415	12 x In (D)	35A	/
EOM10C60SP1D40	1	240 / 415	12 x In (D)	40A	M9F23140
EOM10C60SP2D0,5	2	240 / 415 / 440	12 x In (D)	0.5A	/
EOM10C60SP2D1	2	240 / 415 / 440	12 x In (D)	1A	M9F23201
EOM10C60SP2D2	2	240 / 415 / 440	12 x In (D)	2A	M9F23202
EOM10C60SP2D3	2	240 / 415 / 440	12 x In (D)	3A	M9F23203
EOM10C60SP2D4	2	240 / 415 / 440	12 x In (D)	4A	M9F23204
EOM10C60SP2D5	2	240 / 415 / 440	12 x In (D)	5A	M9F23205
EOM10C60SP2D6	2	240 / 415 / 440	12 x In (D)	6A	M9F23206
EOM10C60SP2D8	2	240 / 415 / 440	12 x In (D)	8A	M9F23208
EOM10C60SP2D10	2	240 / 415 / 440	12 x In (D)	10A	M9F23210
EOM10C60SP2D13	2	240 / 415 / 440	12 x In (D)	13A	M9F23213
EOM10C60SP2D15	2	240 / 415 / 440	12 x In (D)	15A	/
EOM10C60SP2D16	2	240 / 415 / 440	12 x In (D)	16A	M9F23216
EOM10C60SP2D20	2	240 / 415 / 440	12 x In (D)	20A	M9F23220
EOM10C60SP2D25	2	240 / 415 / 440	12 x In (D)	25A	M9F23225
EOM10C60SP2D30	2	240 / 415 / 440	12 x In (D)	30A	/
EOM10C60SP2D32	2	240 / 415 / 440	12 x In (D)	32A	M9F23232



LCIE – Laboratoire Central des Industries Electriques  
 33, avenue du Général Leclerc – BP8  
 FR 92 266 Fontenay aux Roses Cedex  
[www.lcie.fr](http://www.lcie.fr)




Date: 15/03/2018

 Signature: **Jean-François BRUEL**  
 Certification Officer

References	Number of poles	Ue (V~)	Instantaneous tripping current I <sub>i</sub> (Curve)	In (A)	Trade references
EOM10C60SP2D35	2	240 / 415 / 440	12 x In (D)	35A	/
EOM10C60SP2D40	2	240 / 415 / 440	12 x In (D)	40A	M9F23240
EOM10C60SP3D0,5	3	240 / 415 / 440	12 x In (D)	0.5A	/
EOM10C60SP3D1	3	240 / 415 / 440	12 x In (D)	1A	/
EOM10C60SP3D2	3	240 / 415 / 440	12 x In (D)	2A	M9F23302
EOM10C60SP3D3	3	240 / 415 / 440	12 x In (D)	3A	/
EOM10C60SP3D4	3	240 / 415 / 440	12 x In (D)	4A	/
EOM10C60SP3D5	3	240 / 415 / 440	12 x In (D)	5A	/
EOM10C60SP3D6	3	240 / 415 / 440	12 x In (D)	6A	M9F23306
EOM10C60SP3D8	3	240 / 415 / 440	12 x In (D)	8A	M9F23308
EOM10C60SP3D10	3	240 / 415 / 440	12 x In (D)	10A	M9F23310
EOM10C60SP3D13	3	240 / 415 / 440	12 x In (D)	13A	M9F23313
EOM10C60SP3D15	3	240 / 415 / 440	12 x In (D)	15A	/
EOM10C60SP3D16	3	240 / 415 / 440	12 x In (D)	16A	M9F23316
EOM10C60SP3D20	3	240 / 415 / 440	12 x In (D)	20A	M9F23320
EOM10C60SP3D25	3	240 / 415 / 440	12 x In (D)	25A	M9F23325
EOM10C60SP3D30	3	240 / 415 / 440	12 x In (D)	30A	/
EOM10C60SP3D32	3	240 / 415 / 440	12 x In (D)	32A	M9F23332
EOM10C60SP3D35	3	240 / 415 / 440	12 x In (D)	35A	/
EOM10C60SP3D40	3	240 / 415 / 440	12 x In (D)	40A	M9F23340
EOM10C60SP4D0,5	4	240 / 415 / 440	12 x In (D)	0.5A	/
EOM10C60SP4D1	4	240 / 415 / 440	12 x In (D)	1A	/
EOM10C60SP4D2	4	240 / 415 / 440	12 x In (D)	2A	M9F23402
EOM10C60SP4D3	4	240 / 415 / 440	12 x In (D)	3A	/
EOM10C60SP4D4	4	240 / 415 / 440	12 x In (D)	4A	/
EOM10C60SP4D5	4	240 / 415 / 440	12 x In (D)	5A	/
EOM10C60SP4D6	4	240 / 415 / 440	12 x In (D)	6A	M9F23406
EOM10C60SP4D8	4	240 / 415 / 440	12 x In (D)	8A	M9F23408
EOM10C60SP4D10	4	240 / 415 / 440	12 x In (D)	10A	M9F23410
EOM10C60SP4D13	4	240 / 415 / 440	12 x In (D)	13A	M9F23413
EOM10C60SP4D15	4	240 / 415 / 440	12 x In (D)	15A	/
EOM10C60SP4D16	4	240 / 415 / 440	12 x In (D)	16A	M9F23416
EOM10C60SP4D20	4	240 / 415 / 440	12 x In (D)	20A	M9F23420
EOM10C60SP4D25	4	240 / 415 / 440	12 x In (D)	25A	M9F23425
EOM10C60SP4D30	4	240 / 415 / 440	12 x In (D)	30A	/
EOM10C60SP4D32	4	240 / 415 / 440	12 x In (D)	32A	M9F23432
EOM10C60SP4D35	4	240 / 415 / 440	12 x In (D)	35A	/
EOM10C60SP4D40	4	240 / 415 / 440	12 x In (D)	40A	M9F23440
EOM10C60SP1C0,5	1	240 / 415	8.5 x In (C)	0.5A	M9F22170
EOM10C60SP1C1	1	240 / 415	8.5 x In (C)	1A	M9F22101
EOM10C60SP1C2	1	240 / 415	8.5 x In (C)	2A	M9F22102
EOM10C60SP1C3	1	240 / 415	8.5 x In (C)	3A	M9F22103
EOM10C60SP1C4	1	240 / 415	8.5 x In (C)	4A	M9F22104
EOM10C60SP1C5	1	240 / 415	8.5 x In (C)	5A	M9F22105
EOM10C60SP1C6	1	240 / 415	8.5 x In (C)	6A	M9F22106
EOM10C60SP1C8	1	240 / 415	8.5 x In (C)	8A	M9F22108
EOM10C60SP1C10	1	240 / 415	8.5 x In (C)	10A	M9F22110
EOM10C60SP1C13	1	240 / 415	8.5 x In (C)	13A	M9F22113
EOM10C60SP1C15	1	240 / 415	8.5 x In (C)	15A	/
EOM10C60SP1C16	1	240 / 415	8.5 x In (C)	16A	M9F22116
EOM10C60SP1C20	1	240 / 415	8.5 x In (C)	20A	M9F22120
EOM10C60SP1C25	1	240 / 415	8.5 x In (C)	25A	M9F22125
EOM10C60SP1C30	1	240 / 415	8.5 x In (C)	30A	/
EOM10C60SP1C32	1	240 / 415	8.5 x In (C)	32A	M9F22132
EOM10C60SP1C35	1	240 / 415	8.5 x In (C)	35A	/
EOM10C60SP1C40	1	240 / 415	8.5 x In (C)	40A	M9F22140



LCIE – Laboratoire Central des Industries Electriques  
 33, avenue du Général Leclerc – BP8  
 FR 92 266 Fontenay aux Roses Cedex  
[www.lcie.fr](http://www.lcie.fr)




Date: 15/03/2018

 Signature: **Jean-François BRUEL**  
 Certification Officer

References	Number of poles	Ue (V~)	Instantaneous tripping current Ii (Curve)	In (A)	Trade references
EOM10C60SP1C45	1	240 / 415	8.5 x In (C)	45A	/
EOM10C60SP1C50	1	240 / 415	8.5 x In (C)	50A	M9F22150
EOM10C60SP1C63	1	240 / 415	8.5 x In (C)	63A	M9F22163
EOM10C60SP2C0,5	2	240 / 415 / 440	8.5 x In (C)	0.5A	/
EOM10C60SP2C1	2	240 / 415 / 440	8.5 x In (C)	1A	M9F22201
EOM10C60SP2C2	2	240 / 415 / 440	8.5 x In (C)	2A	M9F22202
EOM10C60SP2C3	2	240 / 415 / 440	8.5 x In (C)	3A	M9F22203
EOM10C60SP2C4	2	240 / 415 / 440	8.5 x In (C)	4A	M9F22204
EOM10C60SP2C5	2	240 / 415 / 440	8.5 x In (C)	5A	M9F22205
EOM10C60SP2C6	2	240 / 415 / 440	8.5 x In (C)	6A	M9F22206
EOM10C60SP2C8	2	240 / 415 / 440	8.5 x In (C)	8A	M9F22208
EOM10C60SP2C10	2	240 / 415 / 440	8.5 x In (C)	10A	M9F22210
EOM10C60SP2C13	2	240 / 415 / 440	8.5 x In (C)	13A	M9F22213
EOM10C60SP2C15	2	240 / 415 / 440	8.5 x In (C)	15A	/
EOM10C60SP2C16	2	240 / 415 / 440	8.5 x In (C)	16A	M9F22216
EOM10C60SP2C20	2	240 / 415 / 440	8.5 x In (C)	20A	M9F22220
EOM10C60SP2C25	2	240 / 415 / 440	8.5 x In (C)	25A	M9F22225
EOM10C60SP2C30	2	240 / 415 / 440	8.5 x In (C)	30A	/
EOM10C60SP2C32	2	240 / 415 / 440	8.5 x In (C)	32A	M9F22232
EOM10C60SP2C35	2	240 / 415 / 440	8.5 x In (C)	35A	/
EOM10C60SP2C40	2	240 / 415 / 440	8.5 x In (C)	40A	M9F22240
EOM10C60SP2C45	2	240 / 415 / 440	8.5 x In (C)	45A	/
EOM10C60SP2C50	2	240 / 415 / 440	8.5 x In (C)	50A	M9F22250
EOM10C60SP2C63	2	240 / 415 / 440	8.5 x In (C)	63A	M9F22263
EOM10C60SP3C0,5	3	240 / 415 / 440	8.5 x In (C)	0.5A	/
EOM10C60SP3C1	3	240 / 415 / 440	8.5 x In (C)	1A	/
EOM10C60SP3C2	3	240 / 415 / 440	8.5 x In (C)	2A	M9F22302
EOM10C60SP3C3	3	240 / 415 / 440	8.5 x In (C)	3A	/
EOM10C60SP3C4	3	240 / 415 / 440	8.5 x In (C)	4A	/
EOM10C60SP3C5	3	240 / 415 / 440	8.5 x In (C)	5A	/
EOM10C60SP3C6	3	240 / 415 / 440	8.5 x In (C)	6A	M9F22306
EOM10C60SP3C8	3	240 / 415 / 440	8.5 x In (C)	8A	M9F22308
EOM10C60SP3C10	3	240 / 415 / 440	8.5 x In (C)	10A	M9F22310
EOM10C60SP3C13	3	240 / 415 / 440	8.5 x In (C)	13A	M9F22313
EOM10C60SP3C15	3	240 / 415 / 440	8.5 x In (C)	15A	/
EOM10C60SP3C16	3	240 / 415 / 440	8.5 x In (C)	16A	M9F22316
EOM10C60SP3C20	3	240 / 415 / 440	8.5 x In (C)	20A	M9F22320
EOM10C60SP3C25	3	240 / 415 / 440	8.5 x In (C)	25A	M9F22325
EOM10C60SP3C30	3	240 / 415 / 440	8.5 x In (C)	30A	/
EOM10C60SP3C32	3	240 / 415 / 440	8.5 x In (C)	32A	M9F22332
EOM10C60SP3C35	3	240 / 415 / 440	8.5 x In (C)	35A	/
EOM10C60SP3C40	3	240 / 415 / 440	8.5 x In (C)	40A	M9F22340
EOM10C60SP3C45	3	240 / 415 / 440	8.5 x In (C)	45A	/
EOM10C60SP3C50	3	240 / 415 / 440	8.5 x In (C)	50A	M9F22350
EOM10C60SP3C63	3	240 / 415 / 440	8.5 x In (C)	63A	M9F22363
EOM10C60SP4C0,5	4	240 / 415 / 440	8.5 x In (C)	0.5A	/
EOM10C60SP4C1	4	240 / 415 / 440	8.5 x In (C)	1A	/
EOM10C60SP4C2	4	240 / 415 / 440	8.5 x In (C)	2A	M9F22402
EOM10C60SP4C3	4	240 / 415 / 440	8.5 x In (C)	3A	/
EOM10C60SP4C4	4	240 / 415 / 440	8.5 x In (C)	4A	/
EOM10C60SP4C5	4	240 / 415 / 440	8.5 x In (C)	5A	/
EOM10C60SP4C6	4	240 / 415 / 440	8.5 x In (C)	6A	M9F22406
EOM10C60SP4C8	4	240 / 415 / 440	8.5 x In (C)	8A	M9F22408
EOM10C60SP4C10	4	240 / 415 / 440	8.5 x In (C)	10A	M9F22410
EOM10C60SP4C13	4	240 / 415 / 440	8.5 x In (C)	13A	M9F22413
EOM10C60SP4C15	4	240 / 415 / 440	8.5 x In (C)	15A	/



LCIE – Laboratoire Central des Industries Electriques  
 33, avenue du Général Leclerc – BP8  
 FR 92 266 Fontenay aux Roses Cedex  
[www.lcie.fr](http://www.lcie.fr)




Date: 15/03/2018

 Signature: **Jean-François BRUEL**  
 Certification Officer

References	Number of poles	Ue (V~)	Instantaneous tripping current Ii (Curve)	In (A)	Trade references
EOM10C60SP4C16	4	240 / 415 / 440	8.5 x In (C)	16A	M9F22416
EOM10C60SP4C20	4	240 / 415 / 440	8.5 x In (C)	20A	M9F22420
EOM10C60SP4C25	4	240 / 415 / 440	8.5 x In (C)	25A	M9F22425
EOM10C60SP4C30	4	240 / 415 / 440	8.5 x In (C)	30A	/
EOM10C60SP4C32	4	240 / 415 / 440	8.5 x In (C)	32A	M9F22432
EOM10C60SP4C35	4	240 / 415 / 440	8.5 x In (C)	35A	/
EOM10C60SP4C40	4	240 / 415 / 440	8.5 x In (C)	40A	M9F22440
EOM10C60SP4C45	4	240 / 415 / 440	8.5 x In (C)	45A	/
EOM10C60SP4C50	4	240 / 415 / 440	8.5 x In (C)	50A	M9F22450
EOM10C60SP4C63	4	240 / 415 / 440	8.5 x In (C)	63A	M9F22463
EOM10C60SP1B0,5	1	240 / 415	4 x In (B)	0.5A	M9F21170
EOM10C60SP1B1	1	240 / 415	4 x In (B)	1A	M9F21101
EOM10C60SP1B2	1	240 / 415	4 x In (B)	2A	M9F21102
EOM10C60SP1B3	1	240 / 415	4 x In (B)	3A	M9F21103
EOM10C60SP1B4	1	240 / 415	4 x In (B)	4A	M9F21104
EOM10C60SP1B5	1	240 / 415	4 x In (B)	5A	M9F21105
EOM10C60SP1B6	1	240 / 415	4 x In (B)	6A	M9F21106
EOM10C60SP1B8	1	240 / 415	4 x In (B)	8A	M9F21108
EOM10C60SP1B10	1	240 / 415	4 x In (B)	10A	M9F21110
EOM10C60SP1B13	1	240 / 415	4 x In (B)	13A	M9F21113
EOM10C60SP1B15	1	240 / 415	4 x In (B)	15A	/
EOM10C60SP1B16	1	240 / 415	4 x In (B)	16A	M9F21116
EOM10C60SP1B20	1	240 / 415	4 x In (B)	20A	M9F21120
EOM10C60SP1B25	1	240 / 415	4 x In (B)	25A	M9F21125
EOM10C60SP1B30	1	240 / 415	4 x In (B)	30A	/
EOM10C60SP1B32	1	240 / 415	4 x In (B)	32A	M9F21132
EOM10C60SP1B35	1	240 / 415	4 x In (B)	35A	/
EOM10C60SP1B40	1	240 / 415	4 x In (B)	40A	M9F21140
EOM10C60SP1B45	1	240 / 415	4 x In (B)	45A	/
EOM10C60SP1B50	1	240 / 415	4 x In (B)	50A	M9F21150
EOM10C60SP1B63	1	240 / 415	4 x In (B)	63A	M9F21163
EOM10C60SP2B0,5	2	240 / 415 / 440	4 x In (B)	0.5A	/
EOM10C60SP2B1	2	240 / 415 / 440	4 x In (B)	1A	M9F21201
EOM10C60SP2B2	2	240 / 415 / 440	4 x In (B)	2A	M9F21202
EOM10C60SP2B3	2	240 / 415 / 440	4 x In (B)	3A	M9F21203
EOM10C60SP2B4	2	240 / 415 / 440	4 x In (B)	4A	M9F21204
EOM10C60SP2B5	2	240 / 415 / 440	4 x In (B)	5A	M9F21205
EOM10C60SP2B6	2	240 / 415 / 440	4 x In (B)	6A	M9F21206
EOM10C60SP2B8	2	240 / 415 / 440	4 x In (B)	8A	M9F21208
EOM10C60SP2B10	2	240 / 415 / 440	4 x In (B)	10A	M9F21210
EOM10C60SP2B13	2	240 / 415 / 440	4 x In (B)	13A	M9F21213
EOM10C60SP2B15	2	240 / 415 / 440	4 x In (B)	15A	/
EOM10C60SP2B16	2	240 / 415 / 440	4 x In (B)	16A	M9F21216
EOM10C60SP2B20	2	240 / 415 / 440	4 x In (B)	20A	M9F21220
EOM10C60SP2B25	2	240 / 415 / 440	4 x In (B)	25A	M9F21225
EOM10C60SP2B30	2	240 / 415 / 440	4 x In (B)	30A	/
EOM10C60SP2B32	2	240 / 415 / 440	4 x In (B)	32A	M9F21232
EOM10C60SP2B35	2	240 / 415 / 440	4 x In (B)	35A	/
EOM10C60SP2B40	2	240 / 415 / 440	4 x In (B)	40A	M9F21240
EOM10C60SP2B45	2	240 / 415 / 440	4 x In (B)	45A	/
EOM10C60SP2B50	2	240 / 415 / 440	4 x In (B)	50A	M9F21250
EOM10C60SP2B63	2	240 / 415 / 440	4 x In (B)	63A	M9F21263
EOM10C60SP3B0,5	3	240 / 415 / 440	4 x In (B)	0.5A	/
EOM10C60SP3B1	3	240 / 415 / 440	4 x In (B)	1A	/
EOM10C60SP3B2	3	240 / 415 / 440	4 x In (B)	2A	M9F21302
EOM10C60SP3B3	3	240 / 415 / 440	4 x In (B)	3A	/



LCIE – Laboratoire Central des Industries Electriques  
 33, avenue du Général Leclerc – BP8  
 FR 92 266 Fontenay aux Roses Cedex  
[www.lcie.fr](http://www.lcie.fr)




Date: 15/03/2018

 Signature: **Jean-François BRUEL**  
 Certification Officer

References	Number of poles	Ue (V~)	Instantaneous tripping current Ii (Curve)	In (A)	Trade references
EOM10C60SP3B4	3	240 / 415 / 440	4 x In (B)	4A	/
EOM10C60SP3B5	3	240 / 415 / 440	4 x In (B)	5A	/
EOM10C60SP3B6	3	240 / 415 / 440	4 x In (B)	6A	M9F21306
EOM10C60SP3B8	3	240 / 415 / 440	4 x In (B)	8A	M9F21308
EOM10C60SP3B10	3	240 / 415 / 440	4 x In (B)	10A	M9F21310
EOM10C60SP3B13	3	240 / 415 / 440	4 x In (B)	13A	M9F21313
EOM10C60SP3B15	3	240 / 415 / 440	4 x In (B)	15A	/
EOM10C60SP3B16	3	240 / 415 / 440	4 x In (B)	16A	M9F21316
EOM10C60SP3B20	3	240 / 415 / 440	4 x In (B)	20A	M9F21320
EOM10C60SP3B25	3	240 / 415 / 440	4 x In (B)	25A	M9F21325
EOM10C60SP3B30	3	240 / 415 / 440	4 x In (B)	30A	/
EOM10C60SP3B32	3	240 / 415 / 440	4 x In (B)	32A	M9F21332
EOM10C60SP3B35	3	240 / 415 / 440	4 x In (B)	35A	/
EOM10C60SP3B40	3	240 / 415 / 440	4 x In (B)	40A	M9F21340
EOM10C60SP3B45	3	240 / 415 / 440	4 x In (B)	45A	/
EOM10C60SP3B50	3	240 / 415 / 440	4 x In (B)	50A	M9F21350
EOM10C60SP3B63	3	240 / 415 / 440	4 x In (B)	63A	M9F21363
EOM10C60SP4B0,5	4	240 / 415 / 440	4 x In (B)	0.5A	/
EOM10C60SP4B1	4	240 / 415 / 440	4 x In (B)	1A	/
EOM10C60SP4B2	4	240 / 415 / 440	4 x In (B)	2A	M9F21402
EOM10C60SP4B3	4	240 / 415 / 440	4 x In (B)	3A	/
EOM10C60SP4B4	4	240 / 415 / 440	4 x In (B)	4A	/
EOM10C60SP4B5	4	240 / 415 / 440	4 x In (B)	5A	/
EOM10C60SP4B6	4	240 / 415 / 440	4 x In (B)	6A	M9F21406
EOM10C60SP4B8	4	240 / 415 / 440	4 x In (B)	8A	M9F21408
EOM10C60SP4B10	4	240 / 415 / 440	4 x In (B)	10A	M9F21410
EOM10C60SP4B13	4	240 / 415 / 440	4 x In (B)	13A	M9F21413
EOM10C60SP4B15	4	240 / 415 / 440	4 x In (B)	15A	/
EOM10C60SP4B16	4	240 / 415 / 440	4 x In (B)	16A	M9F21416
EOM10C60SP4B20	4	240 / 415 / 440	4 x In (B)	20A	M9F21420
EOM10C60SP4B25	4	240 / 415 / 440	4 x In (B)	25A	M9F21425
EOM10C60SP4B30	4	240 / 415 / 440	4 x In (B)	30A	/
EOM10C60SP4B32	4	240 / 415 / 440	4 x In (B)	32A	M9F21432
EOM10C60SP4B35	4	240 / 415 / 440	4 x In (B)	35A	/
EOM10C60SP4B40	4	240 / 415 / 440	4 x In (B)	40A	M9F21440
EOM10C60SP4B45	4	240 / 415 / 440	4 x In (B)	45A	/
EOM10C60SP4B50	4	240 / 415 / 440	4 x In (B)	50A	M9F21450
EOM10C60SP4B63	4	240 / 415 / 440	4 x In (B)	63A	M9F21463
EOM10C60SP1Z0,5	1	240 / 415	3 x In (Z)	0.5A	/
EOM10C60SP1Z1	1	240 / 415	3 x In (Z)	1A	/
EOM10C60SP1Z2	1	240 / 415	3 x In (Z)	2A	/
EOM10C60SP1Z3	1	240 / 415	3 x In (Z)	3A	/
EOM10C60SP1Z4	1	240 / 415	3 x In (Z)	4A	/
EOM10C60SP1Z5	1	240 / 415	3 x In (Z)	5A	/
EOM10C60SP1Z6	1	240 / 415	3 x In (Z)	6A	/
EOM10C60SP1Z8	1	240 / 415	3 x In (Z)	8A	/
EOM10C60SP1Z10	1	240 / 415	3 x In (Z)	10A	/
EOM10C60SP1Z13	1	240 / 415	3 x In (Z)	13A	/
EOM10C60SP1Z15	1	240 / 415	3 x In (Z)	15A	/
EOM10C60SP1Z16	1	240 / 415	3 x In (Z)	16A	/
EOM10C60SP1Z20	1	240 / 415	3 x In (Z)	20A	/
EOM10C60SP1Z25	1	240 / 415	3 x In (Z)	25A	/
EOM10C60SP1Z30	1	240 / 415	3 x In (Z)	30A	/
EOM10C60SP1Z32	1	240 / 415	3 x In (Z)	32A	/
EOM10C60SP1Z35	1	240 / 415	3 x In (Z)	35A	/
EOM10C60SP1Z40	1	240 / 415	3 x In (Z)	40A	/



LCIE – Laboratoire Central des Industries Electriques  
 33, avenue du Général Leclerc – BP8  
 FR 92 266 Fontenay aux Roses Cedex  
[www.lcie.fr](http://www.lcie.fr)



Date: 15/03/2018

 Signature: **Jean-François BRUEL**  
 Certification Officer

References	Number of poles	Ue (V~)	Instantaneous tripping current Ii (Curve)	In (A)	Trade references
EOM10C60SP1Z45	1	240 / 415	3 x In (Z)	45A	/
EOM10C60SP1Z50	1	240 / 415	3 x In (Z)	50A	/
EOM10C60SP1Z63	1	240 / 415	3 x In (Z)	63A	/

Utilization category	A
Interruption medium	Air
Method of controlling the operating mechanism	Independent manual operation
Suitability for isolation	Suitable
Provision for maintenance	Non maintainable
Method of installation	fixed
Protection degree :	IP40 under cover plate
Rated operational voltage Ue : (V)	See above table
Rated insulation voltage Ui : (V)	500 V
Rated impulse withstand voltage Uimp : (V)	6000 V
Rated current Ie : (A)	0.5 up to 63A
Rated current for four pole circuit-breakers : (A)	0.5 up to 63A
Rated frequency : (Hz)	50/60 Hz
Total number of poles :	1, 2, 3, 4
Rated duty	Uninterrupted duty
Rated ultimate short-circuit breaking capacity Icu : (A)	See (1)
Rated service short-circuit breaking capacity Ics : (A)	See (2)

(1)


Ue	Icu			
	1P	2P	3P	4P
240V AC	10kA	20kA	20kA	20kA
415V AC	3kA	10kA	10kA	10kA
440V AC	/	6kA	6kA	6kA

(2)

Ue	Ics =75% Icu			
	1P	2P	3P	4P
240V AC	7.5kA	15kA	15kA	15kA
415V AC	2.25kA	7.5kA	7.5kA	7.5kA
440V AC	/	4.5kA	4.5kA	4.5kA



LCIE – Laboratoire Central des Industries Electriques  
33, avenue du Général Leclerc – BP8  
FR 92 266 Fontenay aux Roses Cedex  
[www.lcie.fr](http://www.lcie.fr)



LABORATOIRE CENTRAL DES  
INDUSTRIES ELECTRIQUES  
S.A.S au capital de 130745000 €  
RCS Nanterre 4408763174  
33 Avenue du Général Leclerc  
F-92266 FONTENAY AUX ROSES

Date: 15/03/2018

Signature: Jean-François BRUEL  
Certification Officer