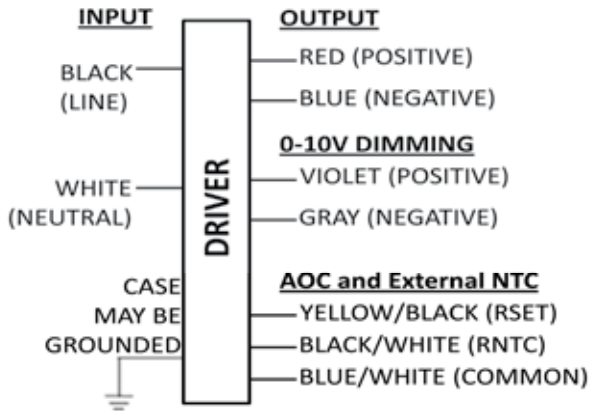


Output Power (W)	Output Voltage (V)	Output Current (A)	Efficiency@ Max Load		Max Case Temp. (°C)	Input Current (Arms)		Max. Input Power (W)	Inrush Current (A _{pk} /50%-μs)		THD @ Max Load (%)	Power Factor @ Max Load	Surge Protection Common/Diff (kV)	Weight (Lbs/kg)	Envir. Protection Rating
			120V	277V		120 V	277 V		120 Vin	277 Vin					
75	54 ~ 107	0.10 ~ 0.7			80 °C			85			<20	>0.95	4/4	1.53/ 0.7	UL Dry & Damp
			90.5	92.7		0.69	0.29		41/ 100	90 / 100					

Wire Diagram



Input and output use lead- wires.
Lead-wires are 18AWG 105C/600V solid copper.

Lead Length

Standard Lead Length is 270 mm (±30mm) on all wires outside the can

Dimming Method	Dimming Range	Minimum Output Current (A)	Other Comments
1-10V Isolated UL Class 1 and Class 2 Wiring	10% ~ 100%	0.050	Dimming source current: 150 μA (±3%)

Enclosure



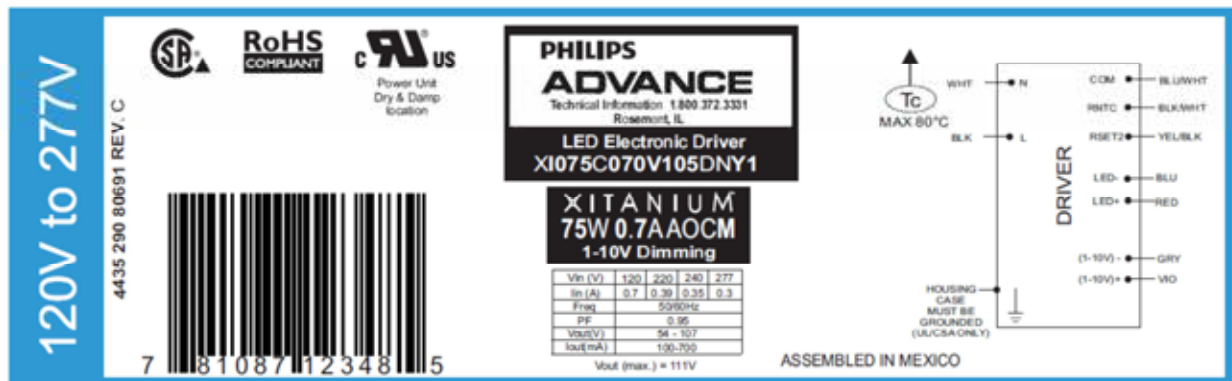
	in. (mm)
Case Length	5.52 (138)
Case Width	2.35 (59.1)
Case Height	1.52 (38)
Mounting Length	6.12 (153)
Mounting Width	1.7 (42.9)
Overall Length	6.72 (168)

Revised 07/09/2012

Xitanium XI075C070V105DNY1

75W 0.1A-0.70A AOCM 0-10V INT-Y SXT

XI075C070V105DNY1	
Brand Name	XITANIUM
Description	XITANIUM 75W 0.1A-0.70A AOCM 0-10V INT-Y SXT
Input Voltage	120 ~ 277V
Input Frequency	50/60Hz
RoHS	Yes
Approbations	UL,CSA
Status	Active



Product Data

Order code	XI075C070V105DNY1
Full product code	XI075C070V105DNY1
Full product name	XITANIUM 75W 0.1-0.70A AOCM 0-10V INT-Y SXT
Net weight per piece	0.7 KG / 1.53 lbs
Interfaces	0-10V Dimming, AOC, RNTC
Ambient Temp Range	-40C to +55C
Corresponding Tcase	-15C to +80C
0-10V Dimming Specifications	150µA ± 3% source current from driver, Vdim > 14.5V to shutdown driver, Current needed at 16V < 3mA typ (4mA max), see dim curve.
Line Voltage (AC Operation)	120-277V +/- 10%
Line Voltage (DC Operation)	N/A
Line Current	0.69A @ 120V, 0.35 A @230V, 0.29A @ 277V
Line Frequency	50/60Hz
Envir. Protection Rating	UL Dry & Damp
Life @ TC 70C	100000 hr [nom] refer to graph below
Life @ TC 80C	50000 hr [nom] refer to graph below
Suitable for Outdoor use?	Yes
Max TC	80C
Inrush current Width	Refer to table
Maximum ballast number on MCB 16A	16 [max]
Input Over-voltage	Can survive input over-voltage stress of 320VAC for 48 hours and 350VAC for 2 hours
LED Current Tolerance	+/- 5 % of Imax
Earth leakage current	0.7 mA [max]
Output Current ripple	30% @ 700 mA (ripple = pk-pk/avg)
THD total	< 20%
PF @ Max Load	>0.95
Wire Isolation	All wires are Double isolated to ground
Protections	Short Circuit and Open Circuit Protection for LED + and LED-
Standby power	< 0.4W

Revised 07/09/2012

Xitanium XI075C070V105DNY1

75W 0.1A-0.70A AOCM 0-10V INT-Y SXT

XI075C070V105DNY1	
Brand Name	XITANIUM
Description	XITANIUM 75W 0.1A-0.70A AOCM 0-10V INT-Y SXT
Input Voltage	120 ~ 277V
Input Frequency	50/60Hz
RoHS	Yes
Approbations	UL,CSA
Status	Active

Installation & Application Notes:

Section I – Physical Characteristics

- 1.1 LED Driver shall be installed inside an electrical enclosure
- 1.2 Wiring inside electrical enclosure shall comply with 600V/105°C rating or higher.
- 1.3 0-10V Dimming wiring can be both Class I and Class 2.

Section II – Performance

- 2.1 LED Driver has a rated lifetime of 50,000 hours @ TC ≤80C.
- 2.2 LED Driver tolerates sustained open circuit and short circuit output conditions without damage.
- 2.3 LED Driver maximum allowable case temperature is 80°C – see product label for measurement location.
- 2.4 LED Driver has Thermal Fold Back or shutdown above TCmax, please refer to the table for typical performance.
- 2.5 LED Driver reduces output power to LEDs if its case temperature >90°C.
- 2.6 LED Driver complies with the requirements of UL, CSA, FCC47 Class A.

ELECTRICAL RATINGS:

Model	Input, 50/60 Hz		Output (Nominal)		
	V	A	V DC	mA DC max.	Watts
XI075C070V105DNY1	120/220/240/ 277	0.7/0.39/ 0.35/0.3	107	700 (Note 1)	75

Note 1: Maybe adjusted between 100 to 700 mA.

TECHNICAL CONSIDERATIONS (NOT FOR FIELD REPRESENTATIVE'S USE):

Section III – Conditions of acceptability (File E321253)

When installed in the end-use equipment, the following are among the considerations to be made:

- 3.1 The equipment shall be installed in compliance with the enclosure, mounting, spacing, casualty and segregation requirements of the ultimate application.
- 3.2 The driver case must be grounded in the end-use application.
- 3.3 The driver is suitable for use in "DAMP" and "DRY" locations.
- 3.5 The maximum available output parameters from the (0-10 V) dimming circuit provided on LED driver met the limitations for Class 2 inherently limited per the UL 1310 standard.
- 3.6 When the drivers are installed in the end-use application, the case temperature should not exceed the temperature limits specified in the following table:

Model No.	Input Voltage, Hz	Max. Case @ Tc, °C
XI075C070V105DNY1, XI075C070V105CNY1	120/220/240/277, 50/60	80

- 3.7 The leakage current test should be repeated in the end device. In tests, as a Component, test results using Simpson 228 leakage current meter were less than 0.5 MIU. The measured leakage current values were as follows:

Model No.	Test Voltage, V, 60 Hz	Measured Leakage, MIU
XI075C070V105DNY1 XI075C070V105CNY1	120	0.14
XI075C070V105DNY1 XI075C070V105CNY1	277	0.36

Performance Specifications:

Revised 07/09/2012

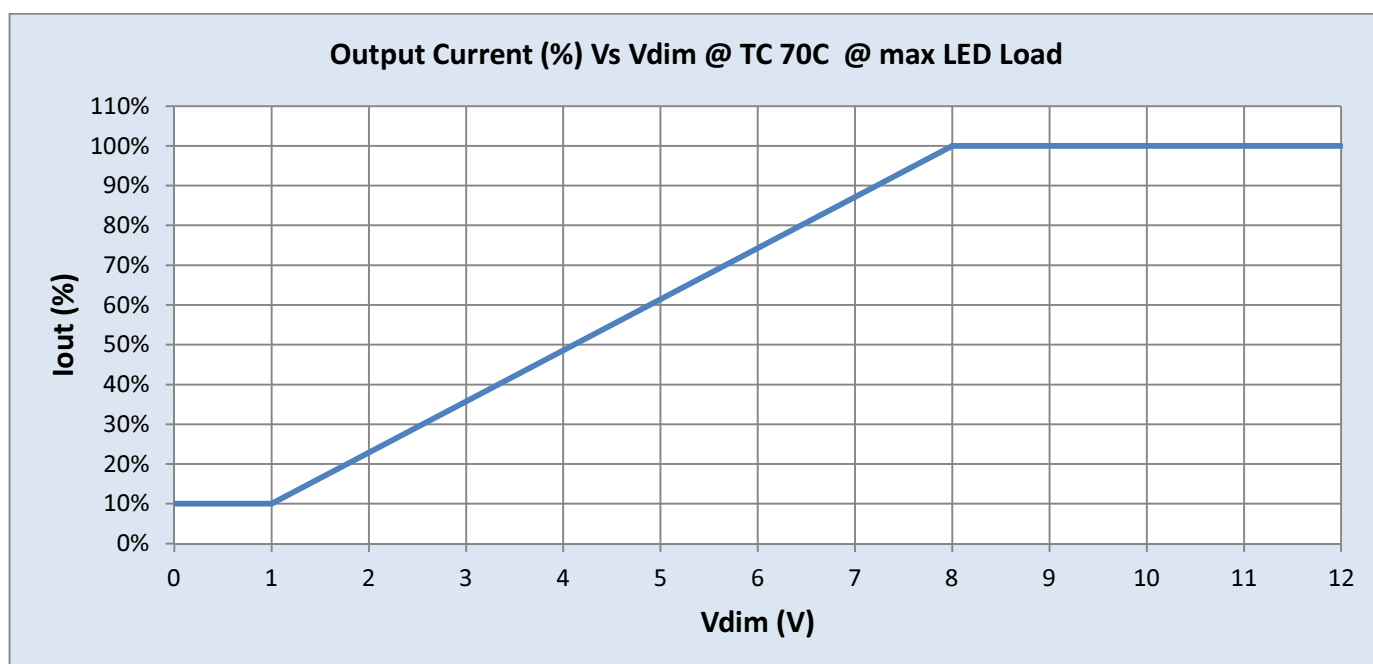
Xitanium XI075C070V105DNY1

75W 0.1A-0.70A AOCM 0-10V INT-Y SXT

XI075C070V105DNY1	
Brand Name	XITANIUM
Description	XITANIUM 75W 0.1A-0.70A AOCM 0-10V INT-Y SXT
Input Voltage	120 ~ 277V
Input Frequency	50/60Hz
RoHS	Yes
Approbations	UL,CSA
Status	Active

Dimming Interface Info:

I-10V Dimming Curve	
Dimming source current from the driver:	150 μ A (\pm 3%)
LED Current Tolerance at any value of Vdim:	\pm 5% of I _{max}
Minimum Dim Level:	10% - 100%
Shutdown driver with Vdim > 14.5V. Current limit at 3mA typ (4mA Max) at 16V dim.	



Revised 07/09/2012

Xitanium XI075C070V105DNY1

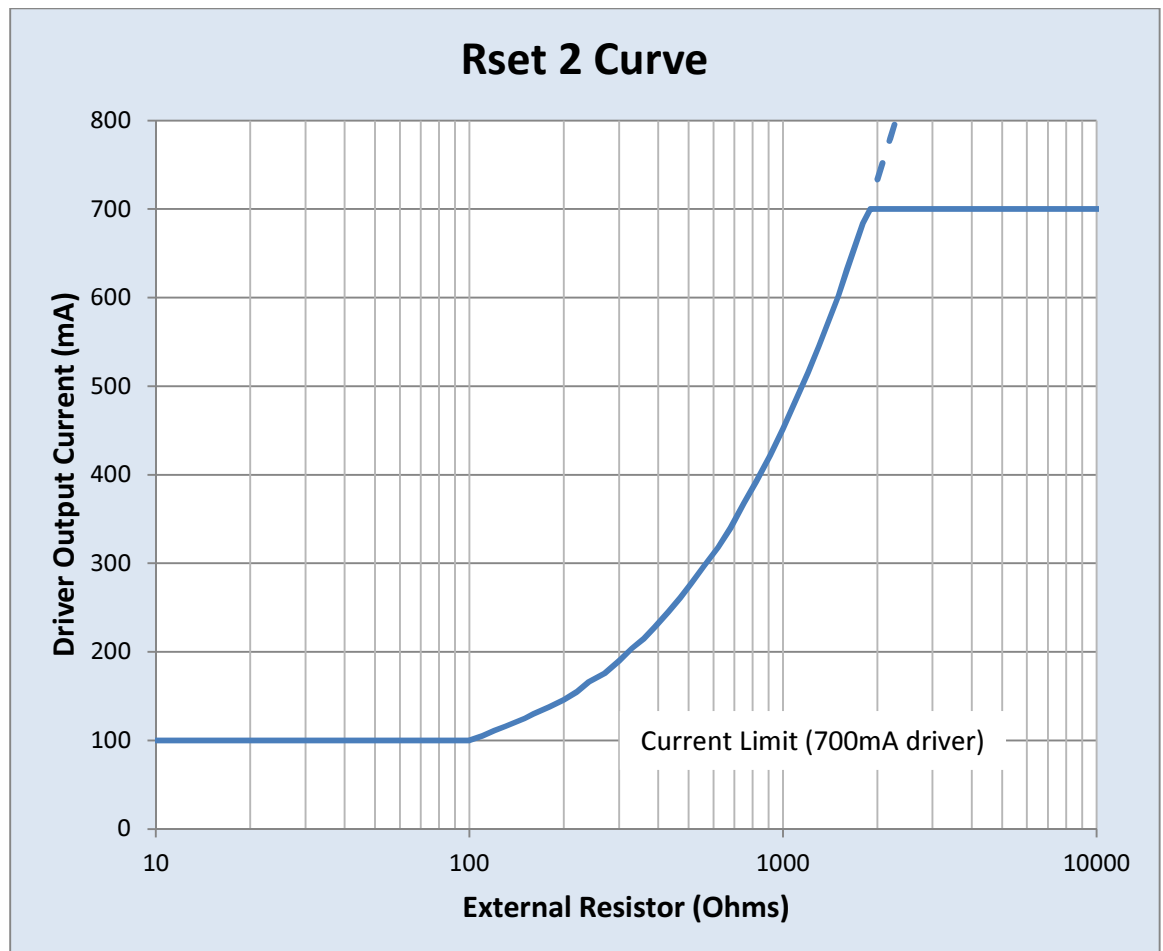
75W 0.1A-0.70A AOCM 0-10V INT-Y SXT

XI075C070V105DNY1	
Brand Name	XITANIUM
Description	XITANIUM 75W 0.1A-0.70A AOCM 0-10V INT-Y SXT
Input Voltage	120 ~ 277V
Input Frequency	50/60Hz
RoHS	Yes
Approbations	UL,CSA
Status	Active

AOC (Adjustable Output Current) Info:

LED current tolerance with variation of Rset2 is within $\pm 5\%$ of Imax

Rset (Ohms)	Current (mA)
0	100
100	100
110	105
120	111
130	116
150	125
160	130
180	138
200	146
220	155
240	166
270	176
300	190
330	204
360	215
390	228
430	245
470	261
510	277
560	297
620	318
680	340
750	368
820	392
910	422
1000	452
1100	485
1200	515
1300	545
1500	602
1600	632
1800	684
>2000	700



Any through hole or SMD resistor with $>0.25W$ and $>20V$ can be used as RSET2 between Yel/blk and Blue/Wht.

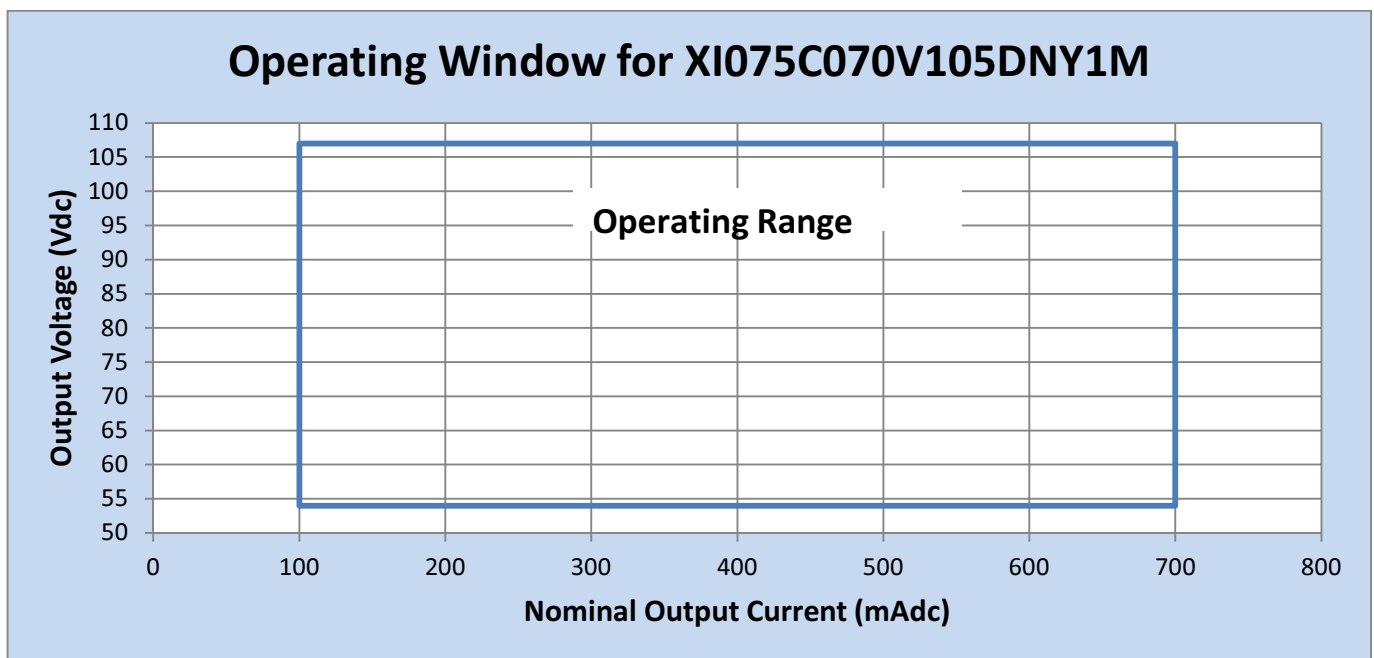
Revised 07/09/2012

Xitanium XI075C070V105DNY1

75W 0.1A-0.70A AOCM 0-10V INT-Y SXT

XI075C070V105DNY1	
Brand Name	XITANIUM
Description	XITANIUM 75W 0.1A-0.70A AOCM 0-10V INT-Y SXT
Input Voltage	120 ~ 277V
Input Frequency	50/60Hz
RoHS	Yes
Approbations	UL,CSA
Status	Active

Operating Window:



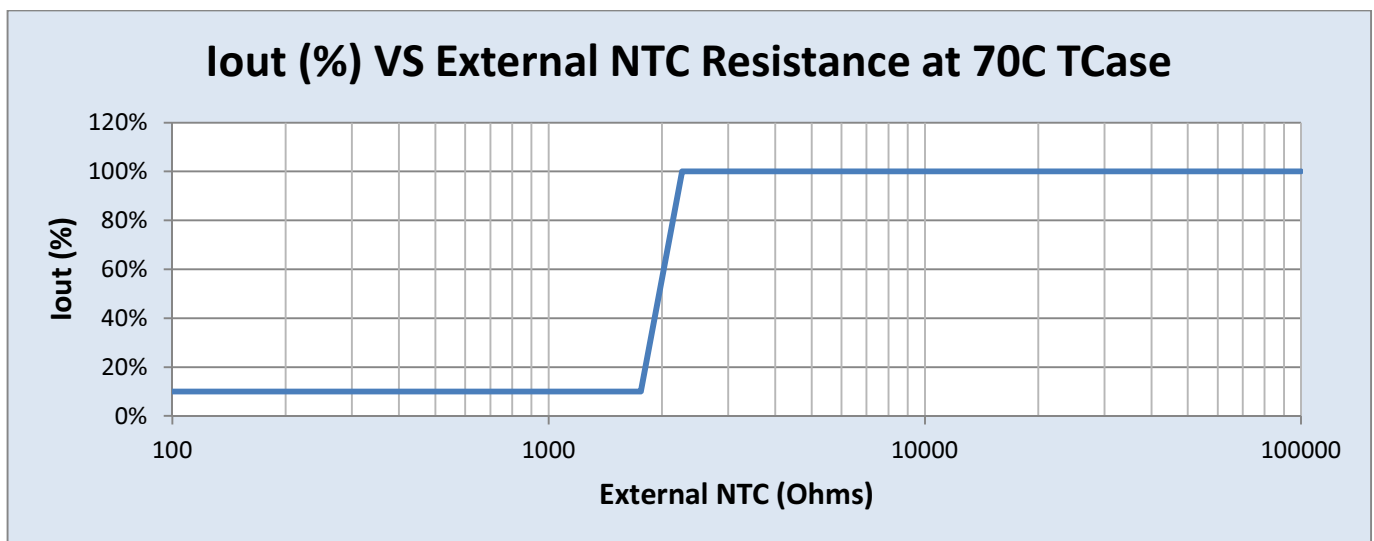
Revised 07/09/2012

Xitanium XI075C070V105DNY1

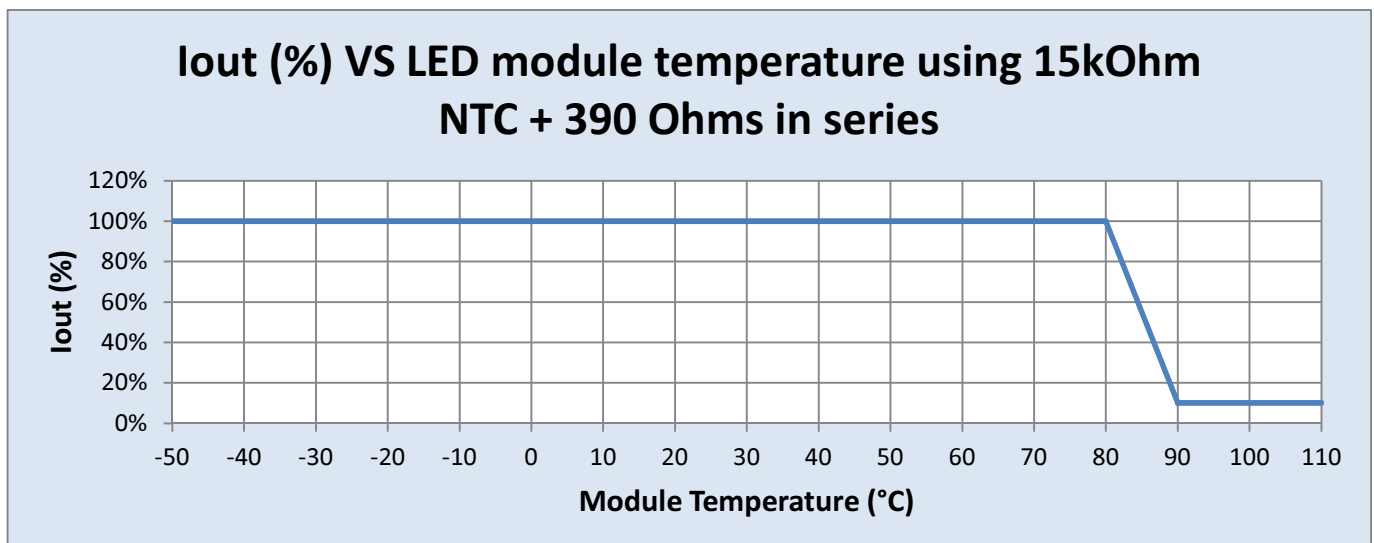
75W 0.1A-0.70A AOCM 0-10V INT-Y SXT

XI075C070V105DNY1	
Brand Name	XITANIUM
Description	XITANIUM 75W 0.1A-0.70A AOCM 0-10V INT-Y SXT
Input Voltage	120 ~ 277V
Input Frequency	50/60Hz
RoHS	Yes
Approbations	UL,CSA
Status	Active

Module Thermal Protection:



For example: Using NTC Vishay 15kOhm \pm 2% NTC, B25/85=3700 (2381 615 54153) in series with a 390 Ohm resistor, the output current Vs module temperature behavior is as follows.



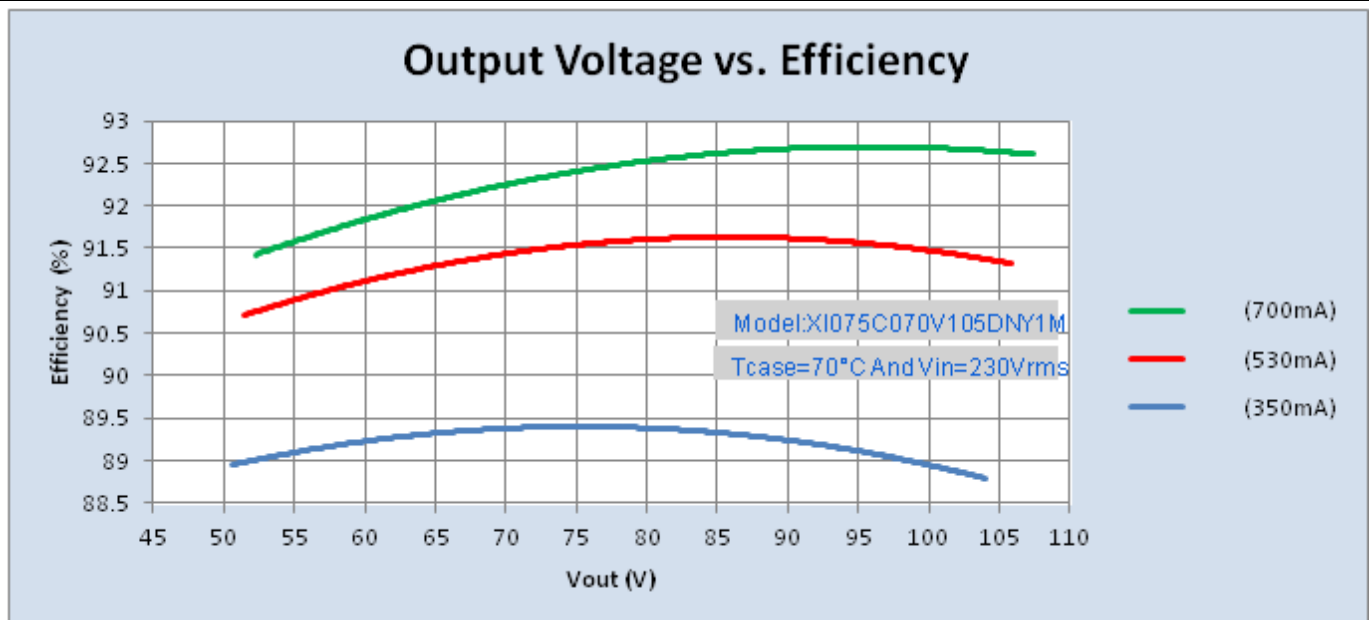
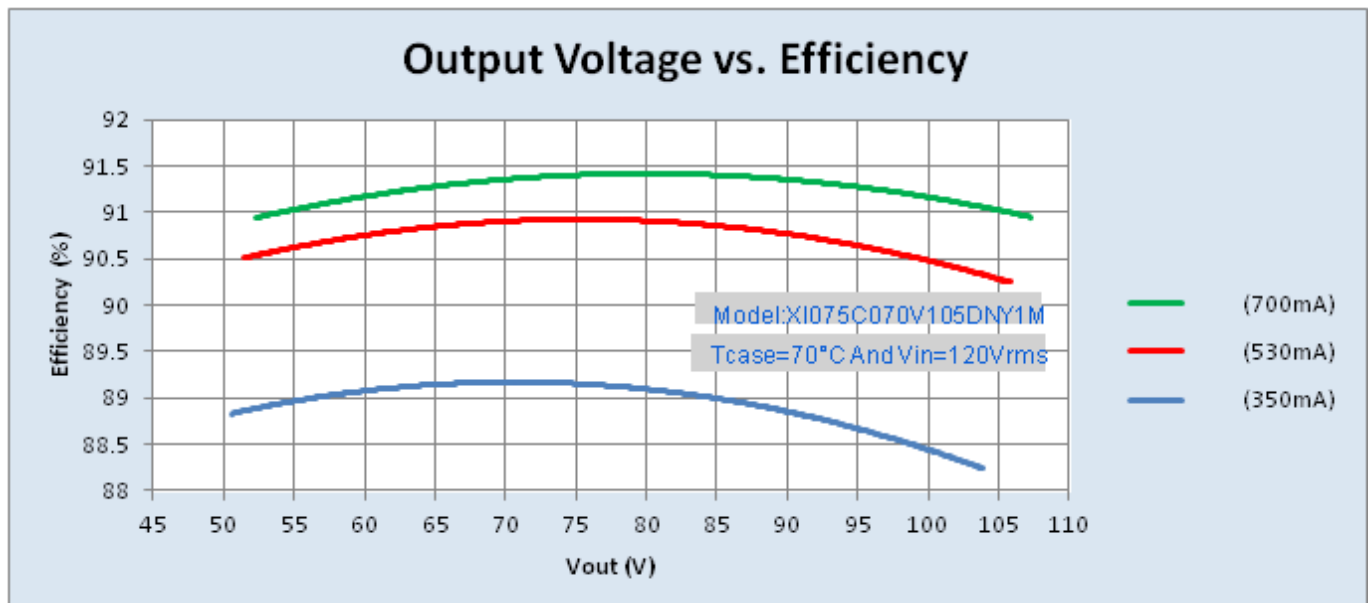
Revised 07/09/2012

Xitanium XI075C070V105DNY1

75W 0.1A-0.70A AOCM 0-10V INT-Y SXT

XI075C070V105DNY1	
Brand Name	XITANIUM
Description	XITANIUM 75W 0.1A-0.70A AOCM 0-10V INT-Y SXT
Input Voltage	120 ~ 277V
Input Frequency	50/60Hz
RoHS	Yes
Approbations	UL,CSA
Status	Active

Performance Plots:

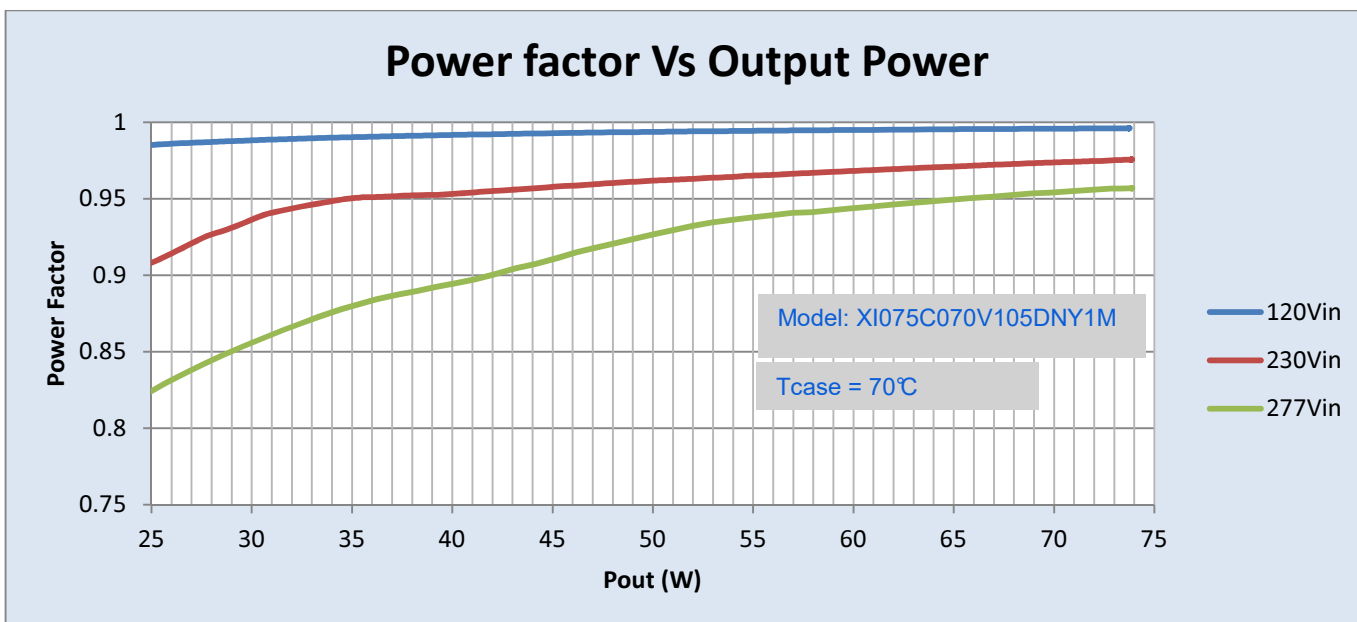
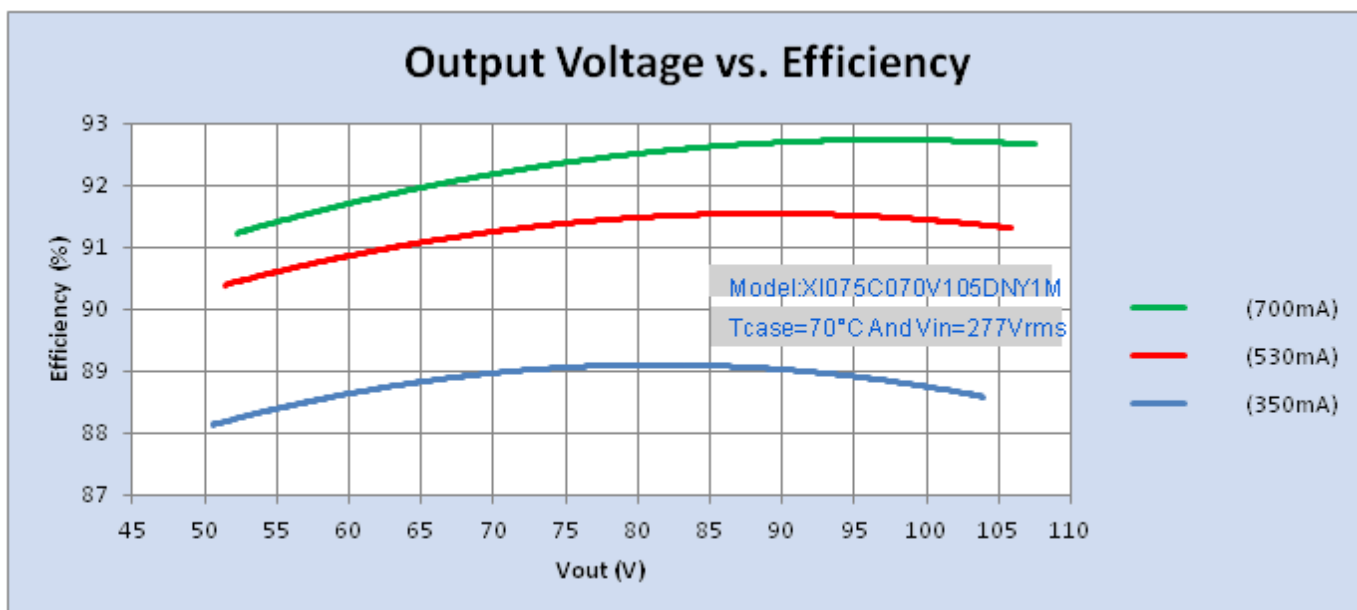


Revised 07/09/2012

Xitanium XI075C070V105DNY1

75W 0.1A-0.70A AOCM 0-10V INT-Y SXT

XI075C070V105DNY1	
Brand Name	XITANIUM
Description	XITANIUM 75W 0.1A-0.70A AOCM 0-10V INT-Y SXT
Input Voltage	120 ~ 277V
Input Frequency	50/60Hz
RoHS	Yes
Approbations	UL,CSA
Status	Active

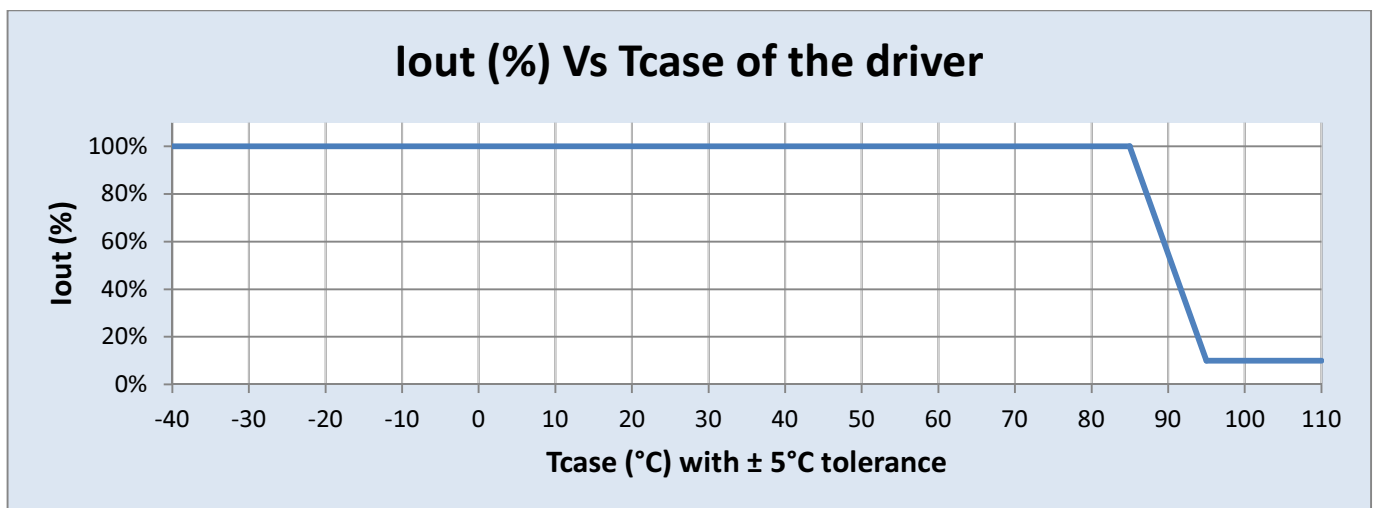
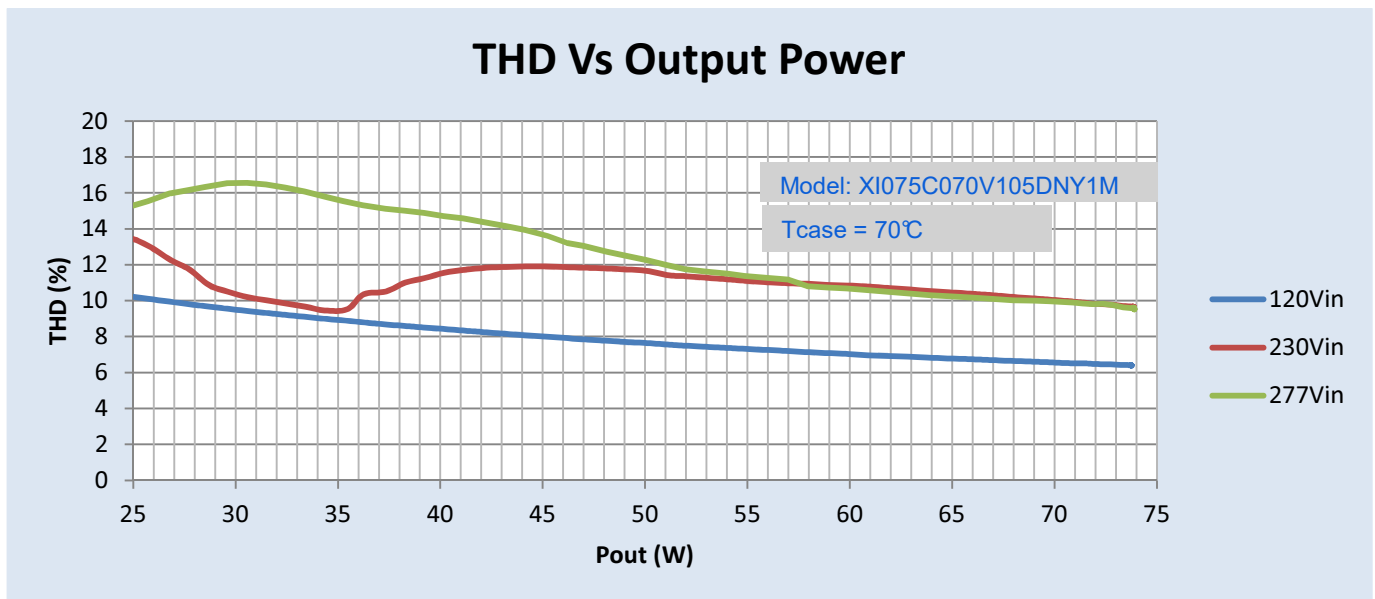


Revised 07/09/2012

Xitanium XI075C070V105DNY1

75W 0.1A-0.70A AOCM 0-10V INT-Y SXT

XI075C070V105DNY1	
Brand Name	XITANIUM
Description	XITANIUM 75W 0.1A-0.70A AOCM 0-10V INT-Y SXT
Input Voltage	120 ~ 277V
Input Frequency	50/60Hz
RoHS	Yes
Approbations	UL,CSA
Status	Active



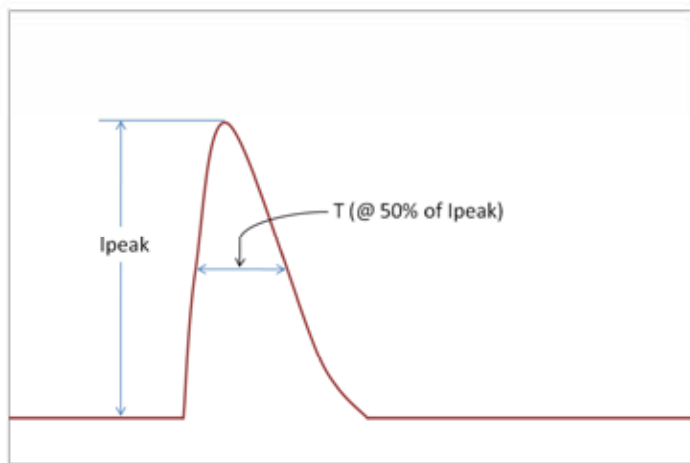
Revised 07/09/2012

Xitanium XI075C070V105DNY1

75W 0.1A-0.70A AOCM 0-10V INT-Y SXT

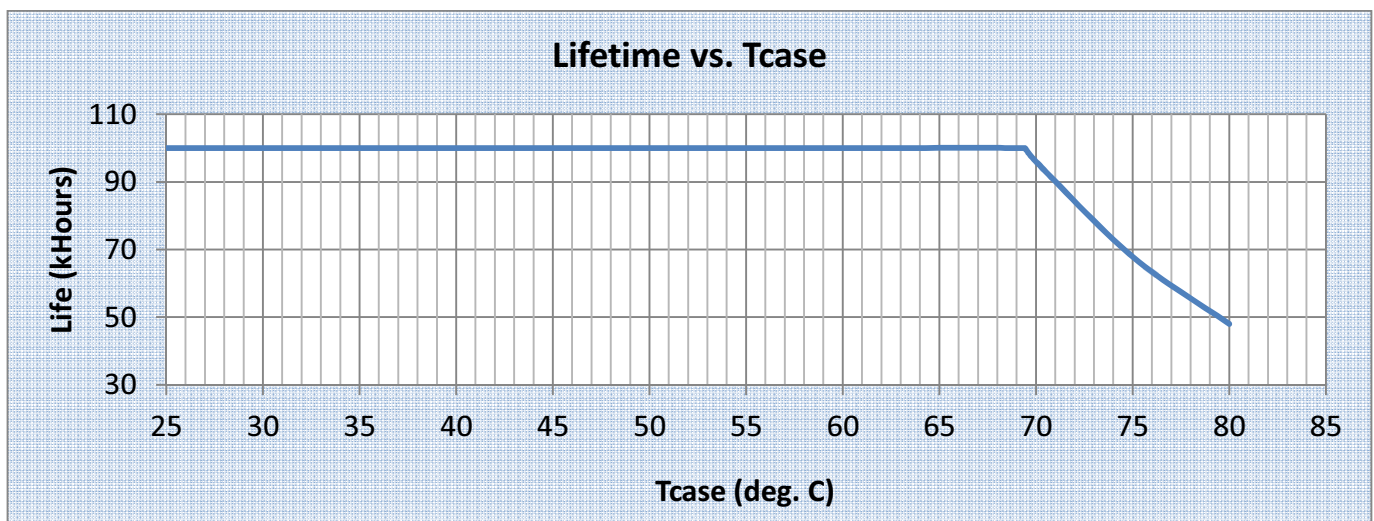
XI075C070V105DNY1	
Brand Name	XITANIUM
Description	XITANIUM 75W 0.1A-0.70A AOCM 0-10V INT-Y SXT
Input Voltage	120 ~ 277V
Input Frequency	50/60Hz
RoHS	Yes
Approbations	UL,CSA
Status	Active

Inrush Current Info:



Vin	Ipeak	T (@ 50% of Ipeak)
120 Vrms	41 A	100 μ s
230 Vrms	82 A	100 μ s
277 Vrms	90 A	100 μ s

Lifetime vs. Tcase of Driver:



Failure Rate Info based upon field call rate data:

- <0.01% per 1 kHr @ \leq Tcase 70°C

Revised 07/09/2012

Xitanium XI075C070V105DNY1

75W 0.1A-0.70A AOCM 0-10V INT-Y SXT

XI075C070V105DNY1	
Brand Name	XITANIUM
Description	XITANIUM 75W 0.1A-0.70A AOCM 0-10V INT-Y SXT
Input Voltage	120 ~ 277V
Input Frequency	50/60Hz
RoHS	Yes
Approbations	UL,CSA
Status	Active

Isolation:

Isolation	Input Wires	Output + AOC and External NTC Wires	0-10V Wires	Chassis
Input Wires	NA	1750	1750	3750
Output + AOC and External NTC Wires	1750	NA	1750	3750
0-10V Wires	1750	1750	NA	3750
Chassis	3750	3750	3750	NA

The information presented in this document is not intended as any commercial offer and does not form part of any quotation or contract.

