

Wafer™ LED Downlights & Adjustables

Recessed Downlights and Gimbals featuring Switchable White Technology

Ultra-Thin Recessed Downlighting with Remote Driver Box for Quick, Simple and Housing-Free Installation

The Lithonia Lighting® Wafer™ LED Downlights and Gimbals with Switchable White provide high-quality light output and efficiency featuring a switch for easy color temperature adjustment – while eliminating the need for recessed housings. Downlights are available in 3", 4", 6", and 8" round apertures; 4" and 6" square apertures; and Gimbals are available in round 3", 4" and 6" apertures. Their innovative slim design allows for easy retrofit, remodel or new construction installation from below the ceiling as the perfect choice when you have joists or duct work in the way. They are wet location listed, making them ideal for use in a breadth of outdoor residential, hospitality, light commercial and multifamily applications.

Learn more about the Wafer LED recessed downlight at www.lithonia.com



Wafer™ LED, Ultra-Thin and Simple to Install

Key Features:

- Quality, housing-free downlighting ideal for shallow ceilings
- Fast & Easy Installation - saves on time and labor
- Type IC Rated - direct contact with insulation
- Wet Location
- CRI 90+ for true color rendering
- Air Tight Certified
- Matte White, Matte Black, Brush Nickel, Oil-Rubbed-Bronze color finishes
- Projected Life: 70% light output at 50,000 hours
- Complies with Title 24, Part 6, JA8 high efficacy LED light source requirements
- New construction rough-in plates available
- Quick disconnect cables allow for extended lengths
- Suitable for pulling wires with the 11.5 cubic-inch wiring compartment per NEC Code

Downlights:

Ideal for closets, hallways, bathrooms, kitchens, basements, soffits, entry ways, porches, stairwells, corridors, multi-family, and light commercial applications.

3" Rounds

- Delivers up to 590 lumens, 80CRI
- Static 120V color temperatures - 2700K, 3000K, 4000K
- Phase dimming down to 10%

4", 6", and 8" Rounds and Squares*

- Delivers up to 1850 lumens, 90CRI based on color temperature chosen
- Switchable White 120V options for on-site CCTs flexibility
 - Phase dimming down to 10%
- Switchable White MVOLT (120V-277V) options for on-site CCT Flexibility (Round Downlights only)
 - 0 to 10V Dimming down to 10%

Gimbals:

Ideal for slope ceilings, wallwashing, and highlighting artwork applications

3" Adjustable Gimbal

- Requires only 2-1/2" plenum clearance
- 110° directional beam, 20° tilt, and 180° rotation
- Delivers up to 550 lumens, 90CRI
- Static 120V color temperature - 3000K
- Phase dimming down to 10%

4" and 6" Adjustable Gimbals

- Requires only 2-1/2" plenum clearance
- 110° directional beam, 20° tilt, and 180° rotation
- Delivers up to 1000L, 90CRI based on color temperature chosen
- Switchable White 120V options for on-site CCTs flexibility
- Phase dimming down to 10%

Downlights

Round



3" Wafer LED Downlight



4" Wafer LED Downlight



6" Wafer LED Downlight



8" Wafer LED Downlight

Square *(4" and 6")



4" Wafer LED Square Downlight



6" Wafer LED Square Downlight

Gimbals



3" Round Gimbal Downlight



4" Round Gimbal Downlight



6" Round Gimbal Downlight

Wafer™ LED with Switchable White

The innovative Switchable White feature incorporates a switch on each fixture for simple color temperature adjustment. Too warm or too cool? Simply toggle the integrated switch to your desired setting and you are done! Whatever your application, luminaires with Switchable White are sure to give you the feel and flexibility that you need.

The Switchable White Advantage


- Convenience and value of two remote driver options, each with a choice of three integrated color temperature settings
- Flexibility to switch color temperature during installation to suit a specific application



Choose Your Color Temperature







3000K Warm White	4000K Cool White	5000K Daylight
Or		
2700K Soft White	3000K Warm White	3500K Neutral White

*All Wafer models are available with Switchable White except for the 3" aperture size, WF3, 4" aperture WF4E, and 6" aperture WF6E.



Wafer LED Downlights

EXAMPLE: WF8 LED 30K40K50K 90CRI MW

Series	Lamp	CCT/W/Lumens	Voltage	CRI	Finish	Accessories: <i>Order as separate catalog number.</i>	
WF3	3" Round Static Wafer LED Downlight	LED 27K 2700K/8W/540L 30K 3000K/8W/550L 40K 4000K/8W/590L 2700K/8W/540L 3000K/8W/550L 4000K/8W/590L	(blank) 120V Only	(blank) 80CRI	MW Matte White MB Matte Black BN Brushed Nickel ORB Oil-Rubbed Bronze	WF3 Pan U 3" Dedicated New Construction Pan WF4 Pan U 4" Dedicated New Construction Pan WF6 Pan U 6" Dedicated New Construction Pan	
WF4E	4" Round Static Wafer LED Downlight	LED 30K 3000K/8.1W/580L	(blank) 120V Only	90CRI 90+ CRI	<p><i>WF4E, WF6E, and WF8 are only available in Matte White (MW)</i></p>  <p>Matte White</p>  <p>Matte Black</p>  <p>Brushed Nickel</p>  <p>Oil Rubbed Bronze</p>	WF8643 PAN U Universal New Construction Pan WFJB U Remodel Joist Bar for 4" & 6"	
WF4	4" Round Switchable Wafer LED Downlight	LED 27K30K35K 2700K/10.5W/730L 3000K*/10.5W/800L 3500K/10.5W/780L 30K40K50K 3000K*/10.5W/750L 4000K/10.5W/810L 5000K/10.5W/790L	(blank) 120V Only ----- MVOLT				<p>Static White Extension Cables:</p> <p>WFEXC6U 6' FT4 2pin Static Cable WFEXC10U 10' FT4 2pin Static Cable WFEXC20U 20' FT4 2pin Static Cable</p> <p>Switchable White Extension Cables:</p> <p>WFEXC6 SW3PIN FT4 6' FT4 3-Pin Cable WFEXC10 SW3PIN FT4 10' FT4 3-Pin Cable WFEXC20 SW3PIN FT4 20' FT4 3-Pin Cable</p>
WF6E	6" Round Static Wafer LED Downlight	LED 30K 3000K/11.2W/790L	(blank) 120V Only				 <p>New Construction Pan (WF8643 PAN) Dedicated New Construction Pan (WF6_PAN)</p>
WF8	8" Round Switchable Wafer LED Downlight	LED 27K30K35K 2700K/20W/1630L 3000K*/20W/1800L 3500K/20W/1740L 30K40K50K 3000K*/20W/1690L 4000K/20W/1850L 5000K/20W/1820L	(blank) 120V Only ----- MVOLT				 <p>Remodel Joist Bar (WFJB) Extension Cable (WFEXC_)</p>
<h3>Wafer LED Squares</h3>							
WF4 SQ B	4" Square Switchable LED Wafer, Baffle	LED 27K30K35K 2700K/9.3W/540L 3000K*/9.2W/600L 3500K/9.5W/570L	(blank) 120V Only				
WF4 SQ S	4" Square Switchable LED Wafer, Smooth	30K40K50K 3000K*/9.2W/560L 4000K/9W/620L 5000K/9.3W/600L					
WF6 SQ B	6" Square Switchable LED Wafer, Baffle	LED 27K30K35K 2700K/12.7W/800L 3000K*/12.4W/870L 3500K/12.9W/840L					
WF6 SQ S	6" Square Switchable LED Wafer, Smooth	30K40K50K 3000K*/12.6W/810L 4000K/12.3W/890L 5000K/12.8W/860L					
<h3>Wafer LED Gimbals</h3>							
WF3 ADJ	3" Round Static Wafer LED Gimbal	LED 30K 3000K/7.5W/530L					
WF4 ADJ	4" Round Switchable Wafer LED Gimbal	LED 30K40K50K 3000K*/10W/707L 4000K/10W/780L 5000K/10W/759L					
WF6 ADJ	6" Round Switchable Wafer LED Gimbal	LED 30K40K50K 3000K*/13W/967L 4000K/13W/1091L 5000K/13W/1123L					

* Factory default switch setting



Visit www.lithonia.com for more information.

One Lithonia Way, Conyers, GA 30012 | Phone: 800.315.4935 | www.acuitybrands.com
© 2021 Acuity Brands Lighting, Inc. All Rights Reserved. | LL_9361_0821

AcuityBrands