

### BLAZE™ 12V and 24V LED Tape Light

Performance and value for everyday projects. Our most popular tape light, available in a wide range of color temperatures and outputs.

Date \_\_\_\_\_  
Project Notes \_\_\_\_\_



#### FEATURES

- 90+ CRI
- 12V and 24V
- Can comply with Title 24 Part 6 JA8 requirements
- 100/200/300 lumen outputs
- 3M™ adhesive backing
- 7 Year limited warranty



#### ORDERING CODES

Order spools, and components for field assembly

#### OPTIONAL ORDERING CODES

Add Assembly Preferences, Finish, Lens, Mounting, Driver, and Delivery

	Voltage	Model	CCT		Length	Channels				Finish	Lens	Mounting	Driver	Delivery	
DI															
	12V (12V Volt)	BLBSC1	20 (2000K)	35 (3500K)	016 (16.4 feet)	A1 (A1)	SL (Slim)	SQ10 (10mm Square)	ROD (Rod)	AL (Aluminum)	*blank* (Classic Frosted Lens)	3M (3M Adhesive)	ELV (Electronic)	LUT (Lutron)	Field Assembly
	24V (24V Volt)	BLBSC2	22 (2200K)	40 (4000K)	100 (100 feet)	A2 (A2)	CA (Canal)	SQ (Square)	MI1 (1-inch Mud-In)	BL (Black)	AFS (Arch. Frosted Satin Lens)	MC (Mounting Clip)	O10 (0-10V)	MAG (MLV)	Factory + Field (Hybrid)
		BLBSC3	24 (2400K)	50 (5000K)	400 (400 feet)	A3 (A3)	16 (16mm Square)	45 (45°)	MI2 (2-inch Mud-In)	WH (White)	BL (Black Lens)	UC (U-Clip)	O/O (On / Off)	POE (Power over Ethernet)	Factory Assembly
			27 (2700K)	63 (6300K)		S1 (S1)	RC20 (20mm Round)	45DCO (45° Deco)	REC (Recessed)		CLT (Arch. Clear Lens)	VC (Vertical Clip)			
			30 (3000K)			S2 (S2)	SQ20 (20mm Square)	90 (90° Sideview)	SLR (Slim Recessed)		FRT (Arch. Frosted Lens)	HNG (Hanging Hardware)			
						S45 (S45)	RC10 (10mm Round)	REF (Reflector)			OPT (Opal Lens)	RC (Rotating Clip)			
											PD (Prem. Diffusion Lens)				

*\*See page 2 for Channel / Lens / Mounting compatibility*

#### BLAZE™ - SPECIFICATION TABLE

Models	12V-BLBSC1	12V-BLBSC2	24V-BLBSC1	24V-BLBSC2	24V-BLBSC3
<b>Voltage</b>	<b>12VDC</b>	<b>12VDC</b>	<b>24VDC</b>	<b>24VDC</b>	<b>24VDC</b>
<b>Wattage</b>	<b>1.46W/ft.</b>	<b>2.93W/ft.</b>	<b>1.46W/ft.</b>	<b>2.93W/ft.</b>	<b>4.5W/ft.</b>
Lumens					
2000K	-	-	90 Lm/ft.	191 Lm/ft.	290 Lm/ft.
2200K	-	-	94 Lm/ft.	195 Lm/ft.	294 Lm/ft.
2400K	-	-	105 Lm/ft.	206 Lm/ft.	298 Lm/ft.
2700K	117 Lm/ft.	212 Lm/ft.	113 Lm/ft.	233 Lm/ft.	338 Lm/ft.
3000K	121 Lm/ft.	221 Lm/ft.	117 Lm/ft.	237 Lm/ft.	344 Lm/ft.
3500K	117 Lm/ft.	236 Lm/ft.	126 Lm/ft.	249 Lm/ft.	329 Lm/ft.
4000K	129 Lm/ft.	249 Lm/ft.	131 Lm/ft.	260 Lm/ft.	341 Lm/ft.
5000K	130 Lm/ft.	256 Lm/ft.	132 Lm/ft.	261 Lm/ft.	338 Lm/ft.
6300K	-	272 Lm/ft.	-	276 Lm/ft.	341 Lm/ft.
Cut Points	2 in.	1 in.	4 in.	2 in.	2 in.
Max Run (ft.)	27 ft.	20 ft.	55 ft.	40 ft.	22 ft.
CRI	90+	90+	90+	90+	90+
Dimensions	0.31 x 0.1 in. (L x W x H) Connector Size: 8mm	0.31 x 0.1 in. (L x W x H) Connector Size: 8mm	0.31 x 0.1 in. (L x W x H) Connector Size: 8mm	0.31 x 0.1 in. (L x W x H) Connector Size: 8mm	0.31 x 0.1 in. (L x W x H) Connector Size: 8mm
TM-21 (LM-80)	>50,000 hours	>50,000 hours	>50,000 hours	>50,000 hours	>50,000 hours
Environment	Indoor / Damp Location (IP20)	Indoor / Damp Location (IP20)	Indoor / Damp Location (IP20)	Indoor / Damp Location (IP20)	Indoor / Damp Location (IP20)
LED Chips	18/ft.	36/ft.	18/ft.	36/ft.	36/ft.
Chip Type	2835	2835	2835	2835	2835
Certification	UL Listed 2108	UL Listed 2108	UL Listed 2108	UL Listed 2108	UL Listed 2108
Warranty	7 Year	7 Year	7 Year	7 Year	7 Year

### BLAZE™ 12V and 24V LED Tape Light

Performance and value for everyday projects. Our most popular tape light, available in a wide range of color temperatures and outputs.

Date \_\_\_\_\_

Project Notes \_\_\_\_\_



## CHANNEL / LENS / MOUNTING COMPATIBILITY

Channel	Compatible Lenses	Available Finishes	Mounting Options
A1 (A1)	FRT	AL / WH / BL	UC
A2 (A2)	CLT / FRT / AFS	AL / WH / BL	UC
A3 (A3)	CLT / FRT / AFS	AL / WH / BL	UC
S1 (S1)	*blank*	AL	UC
S2 (S2)	*blank*	AL	UC
S45 (S45)	*blank*	AL	UC
SL (Slim)	*blank* / CLT / FRT / BL / PD	AL / WH / BL	MC / 3M / MAG
CA (Canal)	OPT	AL / WH / BL	UC
16 (16mm Square)	FRT	AL	MC
RC20 (20mm Round)	*blank*	AL	UC
SQ20 (20mm Square)	*blank*	AL	UC
RC10 (10mm Round)	*blank*	AL	UC
SQ10 (10mm Square)	*blank*	AL	UC
SQ (Square)	*blank* / CLT / FRT / BL / PD	AL / WH / BL	MC / VC / RC / HNG
45 (45°)	*blank* / CLT / FRT / BL / PD	AL / WH / BL	MC / VC / RC / HNG
45DCO (45° Deco)	*blank*	AL	MC
90 (90° Sideview)	*blank*	AL	MC
REF (Reflector)	*blank*	AL	
ROD (Rod)	*blank*	AL	RC / CLO / ART / ARM
M11 (1-inch Mud-In)	OPT	AL	
M12 (2-inch Mud-In)	OPT	AL	
REC (Recessed)	*blank*	AL	3M
SLR (Slim Recessed)	*blank*	AL	

## LEGEND

Lens		Finish		Mounting	
*blank*	Classic Frosted Lens	AL	Aluminum	3M	3M Adhesive
AFS	Architectural Frosted Satin Lens	WH	White	ARM	Wall Arm
BL	Black Lens	BL	Black	ART	Art Lighting Arm
CLT	Architectural Clear Lens			CLO	Closet Mount
FRT	Architectural Frosted Lens			HNG	Hanging Hardware
OPT	Opal Lens			MAG	Magnetic Clip
PD	Premium Diffusion Lens			MC	Mounting Clip
				RC	Rotating Clip
				UC	U-Clip
				VC	Vertical Clip

### BLAZE™ 12V and 24V LED Tape Light

Performance and value for everyday projects.  
Our most popular tape light, available in a wide range of color temperatures and outputs.

Date \_\_\_\_\_

Project Notes \_\_\_\_\_



### RECOMMENDED CHANNELS

MODEL	DIAGRAM	INCLUDED ACCESSORIES	CONNECTION OPTIONS	IN CHANNEL DIFFUSION	TECHNICAL RATINGS	MOUNTING OPTIONS WITH DIMENSIONS
<b>A1 Channel</b> DI-CHB-A1 (A1) 48", 96" Aluminum, White, Black For 14mm Tape Lights or smaller	Height (H): 0.81 in. Width (W): 0.87 in. Interior Depth (ID): 0.45 in. Interior Width (IW): 0.79 in. 	48" Aluminum, Black, & White Channels • 48 in. channel & lens • 2x surface mounting clips • 1 retaining clip • End caps: 1x open, 1x closed. 90" Aluminum, Black, & White Channels • 90 in. channel & lens • 4x surface mounting clips • 2x strain relief clip • End caps: 2x open, 2x closed, 2x slotted	 TB8 - 8mm Terminal Block (clear) Compatible	 Architectural Frosted Lens BLBSC1: Runway Diffusion BLBSC2, BLBSC3: Semi-Diffused	• Beam Angle: 120° Architectural Frosted Lens • Light Loss: 30% • CCT Shift: -35K • IP Rating Shift: IP40	 U-Clip: 0.82 × 0.88 in. (H x W)
<b>A2 Channel</b> DI-CHB-A2 (A2) 48", 96" Aluminum, White, Black For 12mm Tape Lights or smaller	Height (H): 0.55 in. Width (W): 0.63 in. Interior Depth (ID): 0.33 in. Interior Width (IW): 0.49 in. 	48" Aluminum, Black, & White Channels • 48 in. channel & lens • 2x surface mounting clips • End caps: 1x open, 1x closed. 96" Aluminum, Black, & White Channels • 96 in. channel & lens • 4x surface mounting clips • End caps: 2x open, 2x closed.	 TB8 - 8mm Terminal Block (clear) Compatible	 Architectural Frosted Satin Lens BLBSC1: Runway Diffusion BLBSC2, BLBSC3: Dotless Architectural Frosted Lens BLBSC1: Runway Diffusion BLBSC2, BLBSC3: Semi-Diffused For diffusion options not listed, refer to A2 Channel Specification Sheet.	• Beam Angle: 120° Architectural Clear Lens • Light Loss: 10% • CCT Shift: -20K Architectural Frosted Lens • Light Loss: 30% • CCT Shift: -35K Architectural Frosted Satin Lens • Light Loss: 45% • CCT Shift: -80K • IP Rating Shift: IP40	 U-Clip: 0.56 × 0.64 in. (H x W)
<b>A3 Channel</b> DI-CHB-A3 (A3) 48", 96" Aluminum, White, Black For 12mm Tape Lights or smaller	Height (H): 0.39 in. Width (W): 0.63 in. Interior Depth (ID): 0.33 in. Interior Width (IW): 0.49 in. 	48" Aluminum, Black, & White Channels • 48 in. channel & lens • 2x surface mounting clips • End caps: 1x open, 1x closed. 96" Aluminum, Black, & White Channels • 96 in. channel & lens • 4x surface mounting clips • End caps: 2x open, 2x closed.	 TB8 - 8mm Terminal Block (clear) Compatible	 Architectural Frosted Satin Lens BLBSC1: Runway Diffusion BLBSC2, BLBSC3: Dotless Architectural Frosted Lens BLBSC1: Runway Diffusion BLBSC2, BLBSC3: Semi-Diffused For diffusion options not listed, refer to A3 Channel Specification Sheet.	• Beam Angle: 120° Architectural Clear Lens • Light Loss: 10% • CCT Shift: -20K Architectural Frosted Lens • Light Loss: 30% • CCT Shift: -35K Architectural Frosted Satin Lens • Light Loss: 45% • CCT Shift: -80K • IP Rating Shift: IP40	 U-Clip: 0.4 × 0.64 in. (H x W)
<b>S1 Channel</b> DI-CHB-S1 (S1) 48", 96" Aluminum For 14mm Tape Lights or smaller	Height (H): 0.31 in. Width (W): 0.67 in. Interior Depth (ID): 0.25 in. Interior Width (IW): 0.58 in. 	48 in. channel & frosted cover 2x surface mounting clips End caps: 1x open, 1x closed.	 TB8 - 8mm Terminal Block (clear) Compatible	 Classic Frosted Lens BLBSC1: Runway Diffusion BLBSC2, BLBSC3: Semi-Diffused	• Beam Angle: 120° Classic Frosted Lens • Light Loss: 20% • CCT Shift: -40K • IP Rating Shift: IP40	 U-Clip: 0.32 × 0.68 in. (H x W)

### BLAZE™ 12V and 24V LED Tape Light

Performance and value for everyday projects. Our most popular tape light, available in a wide range of color temperatures and outputs.

Date \_\_\_\_\_  
Project Notes \_\_\_\_\_



### RECOMMENDED CHANNELS

MODEL	DIAGRAM	INCLUDED ACCESSORIES	CONNECTION OPTIONS	IN CHANNEL DIFFUSION	TECHNICAL RATINGS	MOUNTING OPTIONS WITH DIMENSIONS
<b>S2 Channel</b> DI-CHB-S2  (S2) 48", 96" Aluminum For 14mm Tape Lights or smaller	Height (H): 0.57 in. Width (W): 0.74 in. Interior Depth (ID): 0.34 in. Interior Width (IW): 0.63 in.  	48 in. Channel & Frosted Lens, 1 open end cap, 1 closed end cap, 2 mounting clips, 2 mounting screws  96 in. Channel & Frosted Lens, 2 open end cap, 2 closed end cap, 4 mounting clips, 4 mounting screws	 TB8 - 8mm Terminal Block (clear) Compatible	 Classic Frosted Lens BLBSC1: Runway Diffusion BLBSC2, BLBSC3: Semi-Diffused	<ul style="list-style-type: none"> <li>Beam Angle: 120°</li> <li>Classic Frosted Lens</li> <li>Light Loss: 20%</li> <li>CCT Shift: -40K</li> <li>IP Rating Shift: IP40</li> </ul>	 U-Clip: 0.58 × 0.75 in. (H x W)
<b>S45 Channel</b> DI-CHB-S45  (S45) 48", 96" Aluminum For 14mm Tape Lights or smaller	Height (H): 0.78 in. Width (W): 0.78 in. Interior Depth (ID): 0.54 in. Interior Width (IW): 0.6 in.  	48 in. Channel & Frosted Lens, 1 open end cap, 1 closed end cap, 2 mounting clips, 2 mounting screws  96 in. Channel & Frosted Lens, 2 open end cap, 2 closed end cap, 4 mounting clips, 4 mounting screws	 TB8 - 8mm Terminal Block (clear) Compatible	 Classic Frosted Lens BLBSC1: Runway Diffusion BLBSC2, BLBSC3: Semi-Diffused	<ul style="list-style-type: none"> <li>Beam Angle: 120°</li> <li>Classic Frosted Lens</li> <li>Light Loss: 20%</li> <li>CCT Shift: -40K</li> <li>IP Rating Shift: IP40</li> </ul>	 U-Clip: 0.79 × 0.79 in. (H x W)
<b>Slim Channel</b> DI-CPCHB-SL  (SL) 48", 96" Aluminum, White, Black For 14mm Tape Lights or smaller	Height (H): 0.38 in. Width (W): 0.82 in. Interior Depth (ID): 0.3 in. Interior Width (IW): 0.67 in.  	48" Aluminum, Black, & White Channels • 48 in. channel & lens • 2x surface mounting clips • End caps: 1x open, 1x closed  96" Aluminum, Black, & White Channels • 96 in. channel & lens • 4x surface mounting clips • end caps: 2x open, 2x closed	 TB8 - 8mm Terminal Block (clear) Compatible	 Architectural Frosted Lens BLBSC1, BLBSC2, BLBSC3: Runway Diffusion   Premium Diffusion Lens BLBSC1, BLBSC2, BLBSC3: Dotless  For diffusion options not listed, refer to Slim Channel Specification Sheet.	<ul style="list-style-type: none"> <li>Beam Angle: 120°</li> <li>Architectural Clear Lens</li> <li>Light Loss: 10%</li> <li>CCT Shift: -20K</li> <li>Architectural Frosted Lens</li> <li>Light Loss: 30%</li> <li>CCT Shift: -35K</li> <li>Classic Frosted Lens</li> <li>Light Loss: 20%</li> <li>CCT Shift: -40K</li> <li>Black Lens</li> <li>Light Loss: 90%</li> <li>CCT Shift: -350K</li> <li>Premium Diffusion Lens</li> <li>Light Loss: 10%</li> <li>CCT Shift: -30K</li> <li>IP Rating Shift: IP40</li> </ul>	 Slim Mount: 0.54 × 0.87 in. (H x W)    3M Adhesive: 0.48 × 0.82 in. (H x W)    Magnetic U-Clip: 0.59 × 0.82 in. (H x W)    Premium Diffusion: 0.96 × 0.82 in. (H x W)
<b>Canal Channel</b> DI-CPCHB-CAN  (CA) 48", 96" Aluminum, White, Black For 14mm Tape Lights or smaller	Height (H): 0.59 in. Width (W): 0.69 in. Interior Depth (ID): 0.54 in. Interior Width (IW): 0.61 in.  	48" Aluminum, Black, & White Channels • 48 in. channel & opal lens • 2x surface mounting clips • End caps: 1x open, 1x closed.  96" Aluminum, Black, & White Channels • 96 in. channel & opal lens • 4x surface mounting clips • End caps: 2x open, 2x closed.	 TB8 - 8mm Terminal Block (clear) Compatible	 Opal Lens BLBSC1: Semi-Diffused BLBSC2, BLBSC3: Dotless	<ul style="list-style-type: none"> <li>Beam Angle: 120°</li> <li>Opal Lens</li> <li>Light Loss: 55%</li> <li>CCT Shift: -200K</li> <li>IP Rating Shift: IP40</li> </ul>	 U-Clip: 0.6 × 0.7 in. (H x W)

### BLAZE™ 12V and 24V LED Tape Light

Performance and value for everyday projects. Our most popular tape light, available in a wide range of color temperatures and outputs.

Date \_\_\_\_\_

Project Notes \_\_\_\_\_



### RECOMMENDED CHANNELS

MODEL	DIAGRAM	INCLUDED ACCESSORIES	CONNECTION OPTIONS	IN CHANNEL DIFFUSION	TECHNICAL RATINGS	MOUNTING OPTIONS WITH DIMENSIONS
<b>16mm Square Channel</b> DI-CPCHB-16MM  (16) 48", 96" Aluminum For 14mm Tape Lights or smaller	Height (H): 0.89 in. Width (W): 0.77 in. Interior Width (IW): 0.63 in.  	48 in. channel & Architectural Frosted Lens 2x surface mounting clips End caps: 1x open, 1x closed.  96 in. channel & Architectural Frosted Lens 4x surface mounting clips End caps: 2x open, 2x closed.	 TB8 - 8mm Terminal Block (clear) Compatible	 Architectural Frosted Lens BLBSC1: Semi-Diffused BLBSC2, BLBSC3: Dotless	<ul style="list-style-type: none"> <li>• Beam Angle: 120°</li> <li>• Architectural Frosted Lens</li> <li>• Light Loss: 30%</li> <li>• CCT Shift: -35K</li> <li>• Black Lens</li> <li>• Light Loss: 90%</li> <li>• CCT Shift: -350K</li> <li>• IP Rating Shift: IP40</li> </ul>	 Mounting Clip: 0.89 x 0.77 in. (H x W)
<b>20mm Round Channel</b> DI-CPCHB-RC20  (RC20) 48", 96" Aluminum For 14mm Tape Lights or smaller	Height (H): 1.18 in. Width (W): 1.18 in. Interior Width (IW): 0.84 in.  	48 in. channel & frosted lens 2x surface mounting clips End caps: 1x open, 1x closed.  96 in. channel & frosted lens 4x surface mounting clips End caps: 2x open, 2x closed.	 TB8 - 8mm Terminal Block (clear) Compatible	 Classic Frosted Lens BLBSC1: Semi-Diffused BLBSC2, BLBSC3: Dotless	<ul style="list-style-type: none"> <li>• Beam Angle: 180°</li> <li>• Classic Frosted Lens</li> <li>• Light Loss: 20%</li> <li>• CCT Shift: -40K</li> <li>• IP Rating Shift: IP40</li> </ul>	 U-Clip: 1.19 x 1.19 in. (H x W)
<b>20mm Square Channel</b> DI-CPCHB-SQC20  (SQ20) 48", 96" Aluminum For 14mm Tape Lights or smaller	Height (H): 1.18 in. Width (W): 1.18 in. Interior Width (IW): 0.84 in.  	48 in. channel & frosted lens 2x surface mounting clips End caps: 1x open, 1x closed.  96 in. channel & frosted lens 4x surface mounting clips End caps: 2x open, 2x closed.	 TB8 - 8mm Terminal Block (clear) Compatible	 Classic Frosted Lens BLBSC1: Semi-Diffused BLBSC2, BLBSC3: Dotless	<ul style="list-style-type: none"> <li>• Beam Angle: 180°</li> <li>• Classic Frosted Lens</li> <li>• Light Loss: 20%</li> <li>• CCT Shift: -40K</li> <li>• IP Rating Shift: IP40</li> </ul>	 U-Clip: 1.19 x 1.19 in. (H x W)
<b>10mm Round Channel</b> DI-CPCHB-RC10  (RC10) 48", 96" Aluminum For 8mm Tape Lights or smaller	Height (H): 0.63 in. Width (W): 0.63 in. Interior Width (IW): 0.39 in.  	48 in. channel & frosted cover Mounting hardware End caps: 1x open, 1x closed.  96 in. channel & frosted cover Mounting hardware End caps: 2x open, 2x closed.	 TB8 - 8mm Terminal Block (clear) Compatible	 Classic Frosted Lens BLBSC1: Runway Diffusion BLBSC2, BLBSC3: Semi-Diffused	<ul style="list-style-type: none"> <li>• Beam Angle: 180°</li> <li>• Classic Frosted Lens</li> <li>• Light Loss: 20%</li> <li>• CCT Shift: -40K</li> <li>• IP Rating Shift: IP40</li> </ul>	 U-Clip: 0.64 x 0.64 in. (H x W)

### BLAZE™ 12V and 24V LED Tape Light

Performance and value for everyday projects. Our most popular tape light, available in a wide range of color temperatures and outputs.

Date \_\_\_\_\_

Project Notes \_\_\_\_\_



### RECOMMENDED CHANNELS

MODEL	DIAGRAM	INCLUDED ACCESSORIES	CONNECTION OPTIONS	IN CHANNEL DIFFUSION	TECHNICAL RATINGS	MOUNTING OPTIONS WITH DIMENSIONS
<b>10mm Square Channel</b> DI-CPCHB-SQC10  (SQ10) 48", 96" Aluminum For 8mm Tape Lights or smaller	Height (H): 0.63 in. Width (W): 0.63 in. Interior Width (IW): 0.39 in.  	48 in. channel & frosted cover Mounting hardware End caps: 1x open, 1x closed.  96 in. channel & frosted cover Mounting hardware End caps: 2x open, 2x closed.	 TBB - 8mm Terminal Block (clear) Compatible	 Classic Frosted Lens BLBSC1: Runway Diffusion BLBSC2, BLBSC3: Semi-Diffused	<ul style="list-style-type: none"> <li>Beam Angle: 180°</li> <li>Classic Frosted Lens</li> <li>Light Loss: 20%</li> <li>CCT Shift: -40K</li> <li>IP Rating Shift: IP40</li> </ul>	 U-Clip: 0.64 × 0.64 in. (H x W)
<b>Square Channel</b> DI-CPCHB-SQ  (SQ) 48", 96" Aluminum, White, Black For 14mm Tape Lights or smaller	Height (H): 0.55 in. Width (W): 0.82 in. Interior Depth (ID): 0.27 in. Interior Width (IW): 0.67 in.  	48" Aluminum Channel • 48 in. channel & frosted cover • Mounting hardware • End caps: 1x open, 1x closed.  48" Black & White Channels • 48 in. channel & clear, or frosted lens • 4x surface mounted clips • 2x End-to-end interconnects  96" Aluminum Channel • 96 in. channel & frosted cover • Mounting hardware • End caps: 2x open, 2x closed.  96" Black & White Channels • 96 in. channel & clear, or frosted lens • 4x surface mounted clips • 2x End-to-end interconnects	 TBB - 8mm Terminal Block (clear) Compatible	 Architectural Frosted Lens BLBSC1, BLBSC2, BLBSC3: Runway Diffusion  Premium Diffusion Lens BLBSC1, BLBSC2, BLBSC3: Dotless  For diffusion options not listed, refer to Square Channel Specification Sheet.	<ul style="list-style-type: none"> <li>Beam Angle: 120°</li> <li>Architectural Clear Lens</li> <li>Light Loss: 10%</li> <li>CCT Shift: -20K</li> <li>Architectural Frosted Lens</li> <li>Light Loss: 30%</li> <li>CCT Shift: -35K</li> <li>Classic Frosted Lens</li> <li>Light Loss: 20%</li> <li>CCT Shift: -40K</li> <li>Black Lens</li> <li>Light Loss: 90%</li> <li>CCT Shift: -350K</li> <li>Premium Diffusion Lens</li> <li>Light Loss: 10%</li> <li>CCT Shift: -30K</li> <li>IP Rating Shift: IP40</li> </ul>	 Chromapath Surface Mount: 0.61 × 0.82 in. (H x W)   Vertical Mount: 0.61 × 0.82 in. (H x W)   Rotating Mount: 1.29 × 0.82 in. (H x W)   Hanging Mount: 1.51 × 0.82 in. (H x W)   Premium Diffusion: 1.13 × 0.82 in. (H x W)
<b>45° Channel</b> DI-CPCHB-45  (45) 48", 96" Aluminum, White, Black For 14mm Tape Lights or smaller	Height (H): 0.94 in. Width (W): 0.67 in. Interior Depth (ID): 0.32 in. Interior Width (IW): 0.67 in.  	48" Aluminum, Black, & White Channels • 48 in. channel & clear, or frosted lens • 4x surface mounted clips • 2x End-to-end interconnects  96" Aluminum Channel • 96 in. channel & clear, or frosted lens • 8x surface mounted clips • 4x End-to-end interconnects  96" Black & White Channels • 96 in. channel & clear, or frosted lens • 4x surface mounted clips • 2x End-to-end interconnects	 TBB - 8mm Terminal Block (clear) Compatible	 Architectural Frosted Lens BLBSC1, BLBSC2, BLBSC3: Runway Diffusion  Premium Diffusion Lens BLBSC1, BLBSC2, BLBSC3: Dotless  For diffusion options not listed, refer to 45° Channel Specification Sheet.	<ul style="list-style-type: none"> <li>Beam Angle: 120°</li> <li>Architectural Clear Lens</li> <li>Light Loss: 10%</li> <li>CCT Shift: -20K</li> <li>Architectural Frosted Lens</li> <li>Light Loss: 30%</li> <li>CCT Shift: -35K</li> <li>Classic Frosted Lens</li> <li>Light Loss: 20%</li> <li>CCT Shift: -40K</li> <li>Black Lens</li> <li>Light Loss: 90%</li> <li>CCT Shift: -350K</li> <li>Premium Diffusion Lens</li> <li>Light Loss: 10%</li> <li>CCT Shift: -30K</li> <li>IP Rating Shift: IP40</li> </ul>	 Chromapath Surface Mount: 1 × 0.67 in. (H x W)   Vertical Mount: 1 × 0.67 in. (H x W)   Rotating Mount: 1.68 × 0.67 in. (H x W)   Hanging Mount: 1.9 × 0.67 in. (H x W)   Premium Diffusion: 1.52 × 0.67 in. (H x W)
<b>45° Deco Channel</b> DI-CPCHB-45DCO  (45DCO) 48", 96" Aluminum For 10mm Tape Lights or smaller	Height (H): 0.73 in. Width (W): 0.73 in. Interior Depth (ID): 0.42 in. Interior Width (IW): 0.47 in.  	48 in. channel & frosted cover Mounting hardware End caps: 1x open, 1x closed.  96 in. channel & frosted cover Mounting hardware End caps: 2x open, 2x closed.	 8mm Tape Light: Soldered Lead Only	 Classic Frosted Lens BLBSC1: Semi-Diffused BLBSC2, BLBSC3: Dotless	<ul style="list-style-type: none"> <li>Beam Angle: 120°</li> <li>Classic Frosted Lens</li> <li>Light Loss: 20%</li> <li>CCT Shift: -40K</li> <li>IP Rating Shift: IP40</li> </ul>	 Mounting Clip: 0.73 × 0.73 in. (H x W)

### BLAZE™ 12V and 24V LED Tape Light

Performance and value for everyday projects. Our most popular tape light, available in a wide range of color temperatures and outputs.

Date \_\_\_\_\_

Project Notes \_\_\_\_\_



### RECOMMENDED CHANNELS

MODEL	DIAGRAM	INCLUDED ACCESSORIES	CONNECTION OPTIONS	IN CHANNEL DIFFUSION	TECHNICAL RATINGS	MOUNTING OPTIONS WITH DIMENSIONS
<b>90° Sideview Channel</b> DI-CPCHB-90SD  (90) 48", 96" Aluminum For 12mm Tape Lights or smaller	Height (H): 0.92 in. Width (W): 0.92 in. Interior Depth (ID): 0.3 in. Interior Width (IW): 0.48 in. Mounting Canal Width (MC): 0.25 in.  	48 in. channel & frosted cover Mounting hardware End caps: 1x open, 1x closed.  96 in. channel & frosted cover Mounting hardware End caps: 2x open, 2x closed.	 8mm Tape Light: Soldered Lead Only	 Classic Frosted Lens BLBSC1: Semi-Diffused BLBSC2, BLBSC3: Dotless	<ul style="list-style-type: none"> <li>• Beam Angle: 120°</li> <li>• Classic Frosted Lens</li> <li>• Light Loss: 20%</li> <li>• CCT Shift: -40K</li> <li>• IP Rating Shift: IP40</li> </ul>	 Mounting Clip: 0.92 x 0.92 in. (H x W)
<b>Reflector Channel</b> DI-CPCHB-RFCTR  (REF) 48", 96" Aluminum For 12mm Tape Lights or smaller	Height (H): 2.75 in. Width (W): 1 in. Interior Depth (ID): 0.29 in. Interior Width (IW): 0.54 in. Cut Out Width (CO): 2.35 in. Recessed Wing (RW): 0.2 in.  	48 in. channel & frosted cover End caps: 1x open, 1x closed.  96 in. channel & frosted cover End caps: 1x open, 1x closed.	 8mm Tape Light: Soldered Lead Only	 Classic Frosted Lens BLBSC1: Semi-Diffused BLBSC2, BLBSC3: Dotless	<ul style="list-style-type: none"> <li>• Beam Angle: 120°</li> <li>• Classic Frosted Lens</li> <li>• Light Loss: 20%</li> <li>• CCT Shift: -40K</li> <li>• IP Rating Shift: IP40</li> </ul>	 Recessed Mount: 2.75 x 1 in. (H x W)
<b>Rod Channel</b> DI-CPCHB-RDCL  (ROD) 48", 96" Aluminum For 12mm Tape Lights or smaller	Height (H): 0.95 in. Width (W): 0.95 in. Interior Width (IW): 0.48 in. Height W/o Cover (H/C): 0.72 in.  	78.74 in. channel & frosted lens 1x open end-cap, 1x closed end-cap 4x 180° swivel brackets 2x Closet Mounting Brackets 2x Support Brackets	 8mm Tape Light: Soldered Lead Only	 Classic Frosted Lens BLBSC1: Semi-Diffused BLBSC2, BLBSC3: Dotless	<ul style="list-style-type: none"> <li>• Beam Angle: 180°</li> <li>• Classic Frosted Lens</li> <li>• Light Loss: 20%</li> <li>• CCT Shift: -40K</li> <li>• IP Rating Shift: IP40</li> </ul>	 Rotating Mount: 1.69 x 0.95 in. (H x W) Closet Mount: 1.28 x 3.25 in. (H x W) Art Lighting Arm: 2.72 x 10.15 in. (H x W) Wall Arm: 4.5 x 2.15 in. (H x W)
<b>1-inch Mud-In Channel</b> DI-CPCHB-MUD1  (MI1) 48", 96" Aluminum For 12mm Tape Lights or smaller	Height (H): 0.54 in. Width (W): 2.42 in. Interior Width (IW): 0.81 in. Cut Out Width (CO): 1.19 in.  	96 in. channel & opal lens 2x surface mounting clips End caps: 2x open, 2x closed.	 TB8 - 8mm Terminal Block (clear) Compatible	 Opal Lens BLBSC1: Semi-Diffused BLBSC2, BLBSC3: Dotless	<ul style="list-style-type: none"> <li>• Beam Angle: 120°</li> <li>• Opal Lens</li> <li>• Light Loss: 55%</li> <li>• CCT Shift: -200K</li> <li>• IP Rating Shift: IP40</li> </ul>	 Recessed Mount: 0.54 x 2.42 in. (H x W)

### BLAZE™ 12V and 24V LED Tape Light

Performance and value for everyday projects. Our most popular tape light, available in a wide range of color temperatures and outputs.

Date \_\_\_\_\_

Project Notes \_\_\_\_\_



### RECOMMENDED 24V DRIVERS

SKU	INPUT VOLTAGE / FREQUENCY	OUTPUT VOLTAGE	MAXIMUM LOAD	MINIMUM LOAD	CLASS 2	DIMMABLE	LENGTH	WIDTH	HEIGHT
-----	---------------------------	----------------	--------------	--------------	---------	----------	--------	-------	--------

**OMNIDRIVE® X Dimmable Driver**  
Versatile driver for most high-performance dimming on ELV, TRIAC, and 0-10V systems.

OMNIDRIVE® X Dimmable Driver Specification Sheet

<https://www.diodeled.com/custom/download/productFile/fileName/omnidrive-x-specification-sheet.pdf>

Contains

- Additional Models
- Additional Features
- Derating Curves
- System Diagrams

DI-ODX-24V30W-J	120-277V	24V	30W	No Minimum Load	Yes	Yes	6.5 in.	3.7 in.	1.57 in.
DI-ODX-24V60W-J	120-277V	24V	60W	No Minimum Load	Yes	Yes	7.4 in.	3.7 in.	1.57 in.
DI-ODX-24V96W-J	120-277V	24V	96W	No Minimum Load	Yes	Yes	8.66 in.	3.7 in.	1.57 in.
DI-ODX-24V120W-J	120-277V	24V	120W	No Minimum Load	No	Yes	8.66 in.	3.7 in.	1.57 in.

**OMNIDRIVE® BASICS Electronic Dimmable Driver**  
Compact electronic dimmable (ELV) driver for everyday projects.

OMNIDRIVE® BASICS Electronic Dimmable Driver Specification Sheet

<https://www.diodeled.com/custom/download/productFile/fileName/DI-ODBELV-Specification%20Sheet.pdf>

Contains

- Additional Models
- Additional Features
- Derating Curves
- System Diagrams

DI-ODBELV-24V60W-LPELV	120V AC 50/60Hz, 0.5A	24V	60W	No Minimum Load	Yes	Yes	5.5 in.	4.7 in.	0.96 in.
DI-ODBELV-24V60W	120V AC 50/60Hz, 0.5A	24V	60W	No Minimum Load	Yes	Yes	4.2 in.	1.75 in.	0.96 in.
DI-ODBELV-24V96W-LPS	120V AC 50/60Hz, 0.83A	24V	96W	No minimum load	Yes	Yes	11.25 in.	3.75 in.	1.9 in.

**OMNIDRIVE® Electronic Dimmable Driver**  
Our classic electronic dimmable (ELV) driver. Superior dimming and wide compatibility with popular dimmers.

OMNIDRIVE® Electronic Dimmable Driver Specification Sheet

<https://www.diodeled.com/custom/download/productFile/fileName/omnidrive-indoor-electronic-dimmable-driver-specification-sheet.pdf>

Contains

- Additional Models
- Additional Features
- Derating Curves
- System Diagrams

DI-TD-24V-45W-LPS3R	90~135VAC at ~50/60Hz	24V	45W	Load at least 60% labeled load	Yes	Yes	10.79 in.	7.34 in.	2.36 in.
DI-TD-24V-60W-LPS3R	90 ~ 135VAC 50/60Hz	24V	60W	Load at least 60% labeled load	Yes	Yes. Not compatible with PWM controls.	10.79 in.	7.34 in.	2.36 in.

**PoE (Power over Ethernet)**  
Constant voltage platform, ready for Power over Ethernet (inquire)

### RECOMMENDED CONTROLLERS

SKU	DESCRIPTION
-----	-------------

**CASAMBI® Controllers**  
The CASAMBI controllers will remotely control your lighting through the app - downloadable for IOS & Android.

CBU-PWM4	CASAMBI PWM4 Single Color Dimming Controller
CBU-A2D	CASAMBI A2D 2 Channel 0-10V/DALI Controller
CBU-ASR	CASAMBI ASR 0-10V Controller
CBU-TED	CASAMBI TED AC High Voltage Controller

**SWITCHEX® Driver and Dimmer Switch**  
LED driver and dimmer switch combined in a single gang box.

DI-24V-SE-60W	SWITCHEX 24V Switch/Driver Combo - 60W
DI-24V-SE-100W	SWITCHEX 24V Switch/Driver Combo - 100W





### BLAZE™ 12V and 24V LED Tape Light

Performance and value for everyday projects. Our most popular tape light, available in a wide range of color temperatures and outputs.

Date \_\_\_\_\_

Project Notes \_\_\_\_\_



### RECOMMENDED 12V DRIVERS

SKU	INPUT VOLTAGE / FREQUENCY	OUTPUT VOLTAGE	MAXIMUM LOAD	MINIMUM LOAD	CLASS 2	DIMMABLE	LENGTH	WIDTH	HEIGHT
-----	---------------------------	----------------	--------------	--------------	---------	----------	--------	-------	--------

**OMNIDRIVE® BASICS Electronic Dimmable Driver**  
Compact electronic dimmable (ELV) driver for everyday projects.

OMNIDRIVE® BASICS Electronic Dimmable Driver Specification Sheet  
<https://www.diodeled.com/custom/download/productFile/filename/omnidrive-x-specification-sheet.pdf>

Contains

- Additional Models
- Additional Features
- Derating Curves
- System Diagrams

DI-ODX-12V30W-J	120-277V	12V	30W	No Minimum Load	Yes	Yes	6.5 in.	3.7 in.	1.57 in.
DI-ODX-12V60W-J	120-277V	12V	60W	No Minimum Load	Yes	Yes	7.4 in.	3.7 in.	1.57 in.
DI-ODX-12V100W-J	120-277V	12V	100W	No Minimum Load	No	Yes	8.66 in.	3.7 in.	1.57 in.
DI-ODX-12V120W-J	120-277V	12V	120W	No Minimum Load	No	Yes	8.66 in.	3.7 in.	1.57 in.

**OMNIDRIVE® BASICS Electronic Dimmable Driver**  
Compact electronic dimmable (ELV) driver for everyday projects.

OMNIDRIVE® BASICS Electronic Dimmable Driver Specification Sheet  
<https://www.diodeled.com/custom/download/productFile/filename/DI-ODBELV-Specification%20Sheet.pdf>

Contains

- Additional Models
- Additional Features
- Derating Curves
- System Diagrams

DI-ODBELV-12V60W-LPELV	120V AC 50/60Hz, 0.5A	12V	60W	No Minimum Load	Yes	Yes	5.5 in.	4.7 in.	0.96 in.
DI-ODBELV-12V60W	120V AC 50/60Hz, 0.5A	12V	60W	No Minimum Load	Yes	Yes	4.2 in.	1.75 in.	0.96 in.

**OMNIDRIVE® Electronic Dimmable Driver**  
Our classic electronic dimmable (ELV) driver. Superior dimming and wide compatibility with popular dimmers.

OMNIDRIVE® Electronic Dimmable Driver Specification Sheet  
<https://www.diodeled.com/custom/download/productFile/filename/omnidrive-indoor-electronic-dimmable-driver-specification-sheet.pdf>

Contains

- Additional Models
- Additional Features
- Derating Curves
- System Diagrams

DI-TD-12V-30W-LPS3R	90~135VAC at ~50/60Hz	12V	30W	Load at least 60% labeled load	Yes	Yes	10.79 in.	7.34 in.	2.36 in.
DI-TD-12V-45W-LPS3R	90~135VAC at ~50/60Hz	12V	45W	Load at least 60% labeled load	Yes	Yes	10.79 in.	7.34 in.	2.36 in.

**PoE (Power over Ethernet)**  
Constant voltage platform, ready for Power over Ethernet (inquire)

### RECOMMENDED CONTROLLERS

SKU	DESCRIPTION
-----	-------------

**CASAMBI® Controllers**  
The CASAMBI controllers will remotely control your lighting through the app - downloadable for IOS & Android.

CBU-PWM4	CASAMBI PWM4 Single Color Dimming Controller
CBU-A2D	CASAMBI A2D 2 Channel 0-10V/DALI Controller
CBU-ASR	CASAMBI ASR 0-10V Controller
CBU-TED	CASAMBI TED AC High Voltage Controller

**SWITCHEX® Driver and Dimmer Switch**  
LED driver and dimmer switch combined in a single gang box.

DI-12V-SE-40W	SWITCHEX 12V Switch/Driver Combo - 40W
DI-12V-SE-60W	SWITCHEX 12V Switch/Driver Combo - 60W



**BLAZE™ 12V and 24V**  
**LED Tape Light**

Performance and value for everyday projects.  
Our most popular tape light, available in a wide range of color temperatures and outputs.

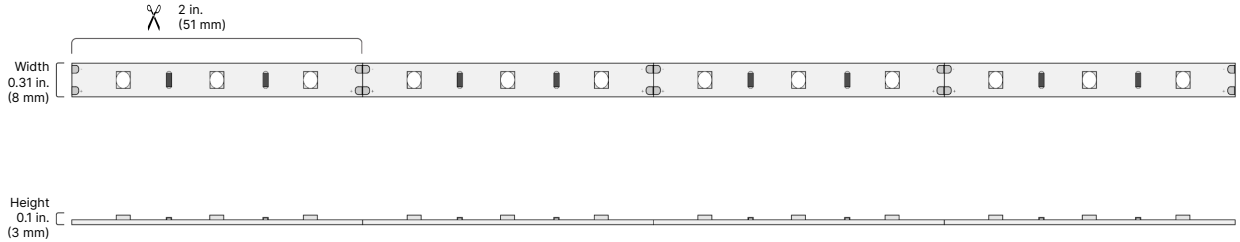
Date \_\_\_\_\_

Project Notes \_\_\_\_\_

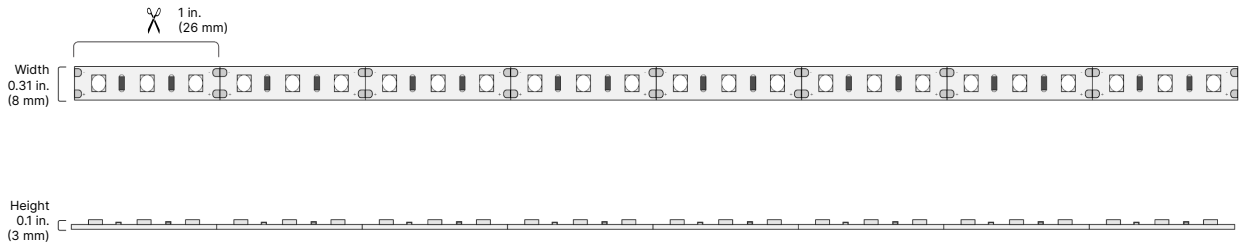


**MECHANICAL DIAGRAMS**

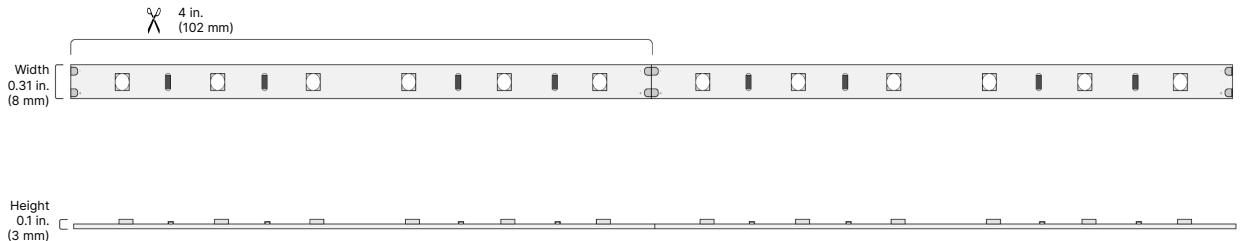
12V-BLBSC1



12V-BLBSC2

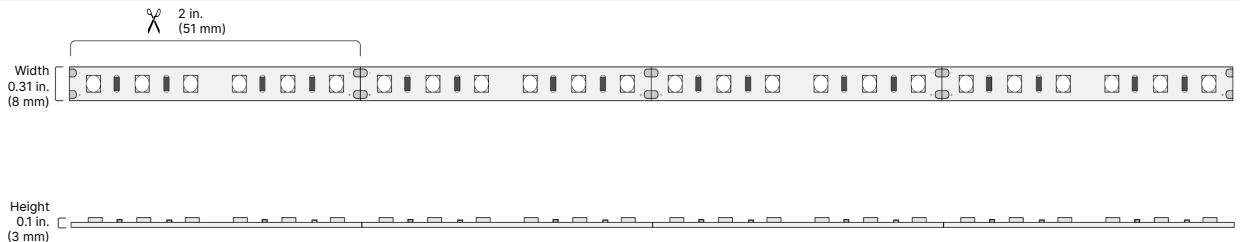


24V-BLBSC1

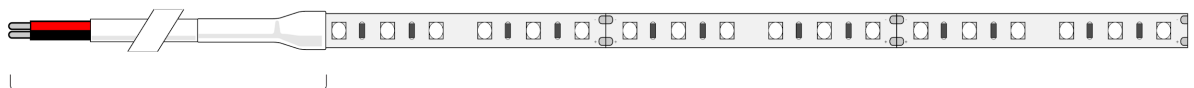


24V-BLBSC2

24V-BLBSC3



**CONNECTIONS**



36 in. Bare Lead 20/2 AWG UL 2464 Wire with Strain Relief

**BLAZE™ 12V and 24V**  
**LED Tape Light**

Performance and value for everyday projects.  
Our most popular tape light, available in a wide range of color temperatures and outputs.

Date \_\_\_\_\_

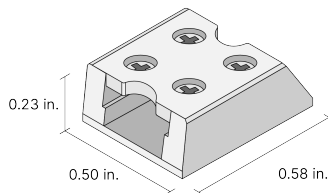
Project Notes \_\_\_\_\_



**ACCESSORIES**

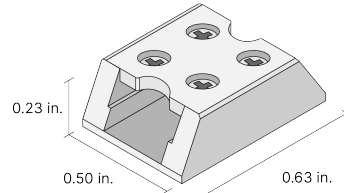
**DI-TB8-CONN-TTW**

Tape Light Terminal Block Connector, Screw Down, 8mm, Tape-To-Wire - Pack of 1



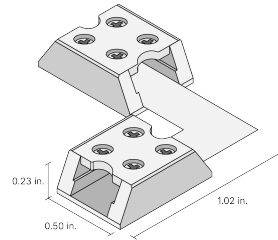
**DI-TB8-CONN-TTT**

Tape Light Terminal Block Connector, Screw Down, 8mm, Tape-To-Tape - Pack of 1



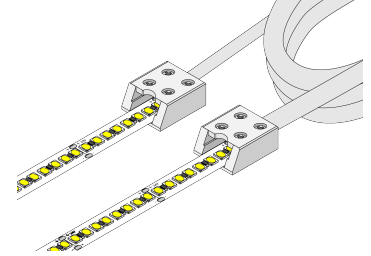
**DI-TB8-90-TTT**

Tape Light 90 Degree Corner Connector With Attached 8mm Tape-to-Tape Terminal Blocks - Pack of 1



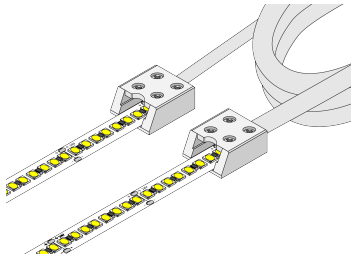
**DI-TB8-6JPR-TTT**

Tape Light Terminal Block, 8mm, Jumper Cable (Tape to Tape), 6 in. 20 AWG Wire Lead, White - Pack of 1




**DI-TB8-60JPR-TTT**

Tape Light Terminal Block, 8mm, Jumper Cable (Tape to Tape), 60 in. 20 AWG Wire Lead, White - Pack of 1




**DI-0708**

DC Extension Cable - White, 39 in.



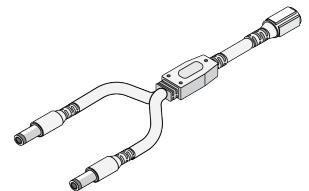
**DI-0708B**

1 Meter DC Extension Cable - Black -



**DI-0720**

DC Splitter: 2-Way - White



**DELIVERY OPTIONS**

- **Field Assembly**  
Fastest order fulfillment. Field connectors and accessories not included.
- **Factory + Field (Hybrid)**  
Onsite modifications with factory connection. Additional accessories not included.
- **Factory Assembly**  
Fastest Installation. Factory made-to-order fixtures.

- Lumen value measured in accordance to IES LM-80-08. LED chips have a luminous flux range with a tolerance of +/- 5%.
- Each maximum run requires a dedicated power feed from the driver. Do not extend beyond the recommended maximum run length. Max run may exceed Class 2 limit. Actual wattage may differ from calculated wattage due to voltage drop across run.
- Do not install product in an environment outside the listed ambient temperature. Exceeding the maximum ambient temperature may damage LED chips, reduce the total lamp life, lumen output, and/or adversely impact color consistency.
- Actual efficacy value is dependent to specified LED driver (power supply). An estimated efficacy value can be calculated as follows: Lumen value divided by average power consumption per foot.
- Operating temperature is measured according to the minimum and maximum ambient temperature environment.

### BLAZE™ 12V and 24V LED Tape Light

Performance and value for everyday projects.  
Our most popular tape light, available in a wide range of color temperatures and outputs.

Date \_\_\_\_\_

Project Notes \_\_\_\_\_



## CERTIFICATIONS

### Safety

- UL Listed 2108 Low Voltage Lighting System / Low Voltage Luminaire. UL 1598 / CSA 250.0-08, UL 8750. UL 879 / CAN/CSA-C22.2 no. 207-M89. Certified for United States and Canada. File # E469769.
- UL Listed Field Cuttable.
- UL Recognized Component - Sign Accessories. Available in UL Sign Components Manual (SAM Manual). File # E469770.
- CE & EMC Compliant: Verification No. GZEM141200683705V
- Approved for storage areas of clothes closets per NEC 410.16.A.1,3 and 410.16.C.1,3,5

### Environment

- Ambient Temperature: -4 ~ 122°F (-20 ~ 50°C)
- Operating Temperature: -4 ~ 176°F (-20 ~ 80°C)
- RoHS Compliant: Verification No. CANEC1610091501

### Performance

- Can be used to comply with TITLE 24 Part 6 High Efficacy Lighting LED requirements - JAB-2016-2022-E
- LED chip data measured in accordance to IES LM-80-08.
- Photometric & Colorimetry data measured in accordance to IES LM-79-08, in Elemental LED's Innovation Lab.

### Safety / Warnings / Disclosures

1. Install in accordance with national and local electrical code regulations.
2. This product is intended to be installed and serviced by a qualified, licensed electrician.
3. Only use copper wiring. Use wires rated for at least 176°F (80°C) and certified for use with external connection of electrical equipment.
4. Each maximum run requires a dedicated power feed from the driver. Do not extend beyond the recommended maximum run length.
5. Tape light, attached wire leads, and additional extension cables, connectors, etc., are not rated for in-wall installation unless otherwise noted. Tape light and attached wire leads are field-cuttable.
6. Ensure applicable wire is installed between driver, fixture, and any controls in-between. When choosing wire, factor in voltage drop, amperage rating, and type (in-wall rated, wet location rated, etc.). Inadequate wire installation could overheat wires, and cause fire.
7. Do not install in environment where LED chips are exposed to direct sunlight as damage to the phosphor will occur.
8. Do not install in environment where excessive heat may exist (ex. close proximity to fireplace, etc.) See Ambient Temperature ratings
9. Do not install indoor LED tape light products in outdoor / wet location environments. Only wet location tape light models are rated for outdoor / wet locations.
10. Do not modify product beyond instructions or warranty will be void.
11. Tape light must be handled with care. Excessive handling, bending, and pressure may damage the product, voiding the warranty.
12. Actual color may vary from what is pictured on this sheet and other print materials due to the limitations of photographic processes.
13. We reserve the right to modify and improve the design of our fixtures without prior notice. We cannot guarantee to match existing installed fixtures for subsequent orders or replacements in regards to product appearance, CCT, or lumen output.

## WARRANTY

### Limited Warranty

- 7 Year limited warranty

This warranty does not include the additional accessories referenced in this specification sheet. Complete warranty details for fixtures and additional accessories are available at [www.diodeled.com/limited-warranty/](http://www.diodeled.com/limited-warranty/) within the Policies section. For warranty related questions please contact product support.

### Consumer's Acknowledgment

Elemental LED, Inc. stands behind its products when they are used properly and according to our specifications. By purchasing our products, the purchaser agrees and acknowledges that lighting design, configuration and installation is a complex process, wherein seemingly minor factors or changes in layout and infield adjustments can have a significant impact on an entire system. Choosing the correct components is essential. Elemental LED is able to work with the original purchaser to make an appropriate product selection to the extent of the limited information that the customer can provide, but it is virtually impossible for Elemental LED to design a system that foresees every unknown factor. For this reason, this Warranty does not cover problems caused by improper design, configuration or installation issues. Any statement from a Elemental LED employee or agent regarding a customer's bill of goods and/or purchase order is NOT an acknowledgment that the products purchased are designed and configured correctly. The purchase agrees and acknowledges that it is the customer's responsibility to adhere strictly to all information contained in the Product Specification Sheets.

There is often more than one way to design, configure and layout an LED lighting application properly to achieve the same lighting effect. Elemental LED strongly recommends that licensed professionals be used in the design and installation of lighting systems that include Elemental LED products. The specifications include important information that a designer and installer should carefully review and strictly follow. Qualified designers and certified and/or licensed installers, with access to the final installation environment, customer goals, and Elemental LED product specifications can make the requisite decisions appropriate for a successful finished lighting application.