

| | | | | | |
|-------------|--|-----------|--|------|--|
| Project | | Catalog # | | Type | |
| Prepared by | | Notes | | Date | |



Metalux

WPLD

Low profile LED Wraparound

Typical Applications

- Light Commercial • Retail • Residential

Interactive Menu

- Order Information [page 2](#)
- Photometric Data [page 3](#)
- Control Systems [page 3](#)
- Product Warranty

Product Certification



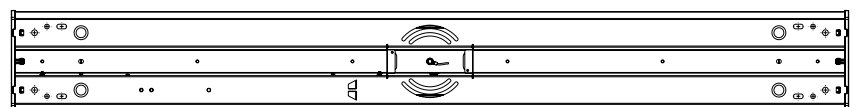
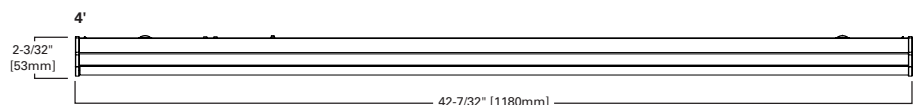
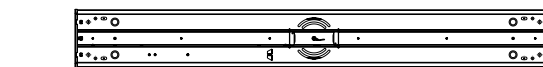
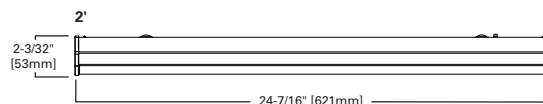
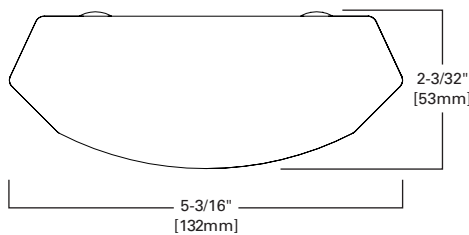
Product Features



Top Product Features

- 2' and 4' options available
- 0-10V dimming and phase cut dimming 120V control options available
- Optional 93CRI LED for accurate color rendering
- 80 CRI in 3500K and 4000K, 90 CRI in 3000K and 4000K
- Suitable for ceiling, wall, or suspension mounting

Dimensional and Mounting Details



Order Information

| Catalog Number | UPC | CCT (K) | CRI (Min) | Delivered Lumens | Watts | Efficacy (lm/W) | Dimming Controls | Input current (A) | |
|----------------|--------------|---------|-----------|------------------|-------|-----------------|----------------------|-------------------|------|
| | | | | | | | | 120V | 277V |
| 2WPLD2035R | 080083785384 | 3500 | 80 | 2645 | 23 | 115 | Triac Dimming to 10% | 0.19 | |
| 2WPLD2040R | 080083750627 | 4000 | 80 | 2623 | 24 | 110 | Triac Dimming to 10% | 0.20 | |
| 4WPLD3240R | 080083838264 | 4000 | 80 | 3400 | 32 | 106 | Triac Dimming to 10% | 0.27 | |
| 4WPLD3130R9 | 080083750634 | 3000 | 94 | 3210 | 37 | 88 | Triac Dimming to 10% | 0.31 | |
| 4WPLD3140R9 | 080083747467 | 4000 | 93 | 3422 | 36 | 94 | Triac Dimming to 10% | 0.30 | |
| 4WPLD4035R | 080083785391 | 3500 | 80 | 4460 | 42 | 107 | Triac Dimming to 10% | 0.35 | 0.15 |
| 4WPLD4040R | 080083801381 | 4000 | 80 | 4460 | 42 | 107 | Triac Dimming to 10% | 0.35 | 0.15 |
| 2WPLD2035C | 080083750610 | 3500 | 80 | 2476 | 22 | 114 | 0-10V Dimming to 10% | 0.18 | 0.08 |
| 2WPLD2040C | 080083801367 | 4000 | 80 | 2543 | 23 | 110 | 0-10V Dimming to 10% | 0.19 | 0.08 |
| 4WPLD4035C | 080083750603 | 3500 | 80 | 4460 | 39 | 113 | 0-10V Dimming to 10% | 0.33 | 0.14 |
| 4WPLD4040C | 080083749676 | 4000 | 80 | 4603 | 42 | 110 | 0-10V Dimming to 10% | 0.35 | 0.15 |

Accessories

| Accessories (Order Separately) |
|---|
| HBAYC-CHAIN/SET/U=(2) V-Hook Hangers, 36 in. Chain Sets w/S-Hooks ⁽¹⁾ Y-TOGGLE-30=30 in. Suspension Aircraft Cable Kit (specify if another length needed) 2WPLDLNS=2 ft. Replacement Lens 4WPLDLNS=4 ft. Replacement Lens |
| Notes |
| (1) Separate junction box (by others) required for power on all suspended options. |

Energy and Performance Data

Load Data

| | 2' | 4' |
|---------------|------|------|
| PF | 0.99 | 0.99 |
| THD% | 13 | 14 |
| Weight | 3.4 | 5.8 |
| LowTemp Start | -20C | -20C |

Shipping Data

| Catalog Base | Wt. | Units per Pallet |
|--------------|----------|------------------|
| 2WPLD | 3.4 lbs. | 144 |
| 4WPLD | 5.9 lbs. | 72 |

Product Specifications

Construction

- Housing consists of cold rolled steel with emboss for extra rigidity
- Post painted with reflective, baked-on white enamel with pretreated metal
- High-impact plastic end caps

Shielding

- Smooth white lens with uniform, glare-free output
- Up to 4600 lumens available
- Equivalent to a 2-lamp fluorescent T8 wrap

Installation

- Mounting slots for easy wire connection within junction box
- Suitable for single surface or suspension mount applications

Electrical

- Long-life LED and driver electrical system
- Projected life of L70 at 50,000 hours
- Efficacy up to 115 lm/W
- Optional 93 CRI LED's in 3000K or 4000K
- Phase cut dimming with 10-100% or 0-10V dimming available

Warranty

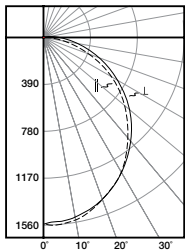
- Five year warranty

Compliance

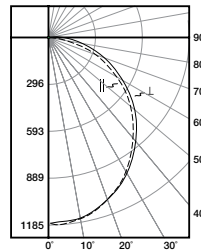
- cULus 1598 listed for damp locations
- Energy Star Certified for 120V versions
- Meets FCC part 15 class B requirements
- Complies with IESNA LM-79 and LM-80 testing standards
- RoHS compliant
- DesignLights Consortium Qualified and classified for DLC Standard
- Suitable for use in clothes closets when installed in accordance with the NEC 410.16 spacing requirements
- T24 High Efficiency residential compliant models available

Photometric Data

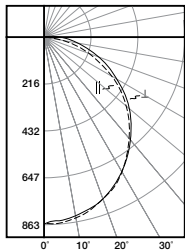
[View IES files](#)



4WPLD4035C
 Electronic Driver
 Linear LED 3500K
 Spacing criterion: (II) 1.23 x mounting height,
 (⊥) 1.23 x mounting height
 Lumens: 4460
 Input Watts: 39W
 Efficacy: 113 lm/W
 Test Report: 4WPLD4035C.IES



4WPLD3240R
 Electronic Driver
 Linear LED 4000K
 Spacing criterion: (II) 1.24 x mounting height,
 (⊥) 1.25 x mounting height
 Lumens: 3410
 Input Watts: 32.1W
 Efficacy: 106.2 lm/W
 Test Report: 4WPLD3240R.IES



2WPLD2035C
 Electronic Driver
 Linear LED 3500K
 Spacing criterion: (II) 1.23 x mounting height,
 (⊥) 1.23 x mounting height
 Lumens: 2476
 Input Watts: 22W
 Efficacy: 113.6 lm/W
 Test Report: 2WPLD2035C.IES

[Control Systems](#)

- WaveLinx
- DLVP
- LumaWatt Pro
- iLumin Plus
- VividTune