

# Splice Protection Sleeves

AFL offers a wide selection of fiber protection sleeves to meet any application. The FP series is the industry standard for durable and lasting protection of single fiber splices in field installations, while the FP-04(T) and FP-05 provide the same durable protection for 8 and 12 fiber ribbon respectively.

The FPS01 and FPS04 series are specially designed for optical components, where small packaging is a priority. These micro sleeves provide the known reliability of Fujikura sleeves in the smallest possible lengths. This easy and cost effective method is a great alternative to recoating. The FPS01 and FPS04 series offer a wide range of options to accommodate various coating sizes, and are manufactured in a variety of lengths. This gives great flexibility in designing optical modules.

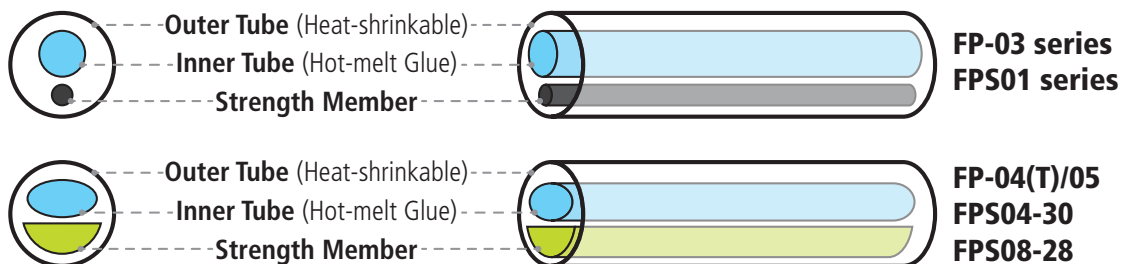
## Standard Sleeves: Dimensions & Applicable Fiber

Description	Sleeve Length	Fiber Cleave Length	Sleeve Diameter After Shrink	MOQ & MOM	AFL No.-
FP-40 Slim Protection Sleeve	40 mm	10 mm	2.3 mm (max.)	1,000 & 100	S018262
FP-60 Slim Protection Sleeve	60 mm	10 mm	2.3 mm (max.)	1,000 & 100	S018263
FP-60	60 mm	10 mm	3.1 mm (max.)	1,000 & 100	S015915
FP-40	40 mm	10 mm	3.1 mm (max.)	1,000 & 100	S015916

Description	Fiber Count	Sleeve Length	Fiber Cleave Length	Sleeve Diameter After Shrink	MOQ & MOM	AFL No.
FP-04(T)	Up to 8 fibers	40 mm	10 mm	4.0 mm (max.)	250 & 250	S002105
FP-05	Up to 12 fibers	40 mm	10 mm	4.5 X 4.0 mm (max.)	250 & 250	S003027
FP-05-28	Up to 12 fibers	28 mm	10 mm	4.5 mm (max.)	5,000 & 250	S014720
FPS04-30	Up to 4 fibers	30 mm	10 mm	2.4 mm (max.)	250 & 250	S010848
FPS08-28	Up to 8 fibers	28 mm	10 mm	3.3 X 2.7 mm (max.)	500 & 500	S013560
FPS24-40	Up to 24 fibers	40 mm	10 mm	8.0 X 4.0 mm (max.)	200 & 200	S013004

## Specifications

Parameter	Description	Value
Outer tube	FP-60/40/03 series FPS-04(T) / FP-05	Polyolefin based on Polyethylene Ethylene-Vinyl Acetate
Inner Tube	ALL	Ethylene-Vinyl Acetate
Strength member	FP-60/40/03 series FP-04(T) / FP-05	Stainless steel Heat-resistant glass
Operation condition (after shrink)		-10 to 50°C, 0 to 95% RH (Non dew)
Storage condition (before shrink)		-40 to 60°C, Non dew



# Splice Protection Sleeves

## Micro Sleeves: Dimensions & Applicable Fiber



















Description	Sleeve Length	Fiber Cleave Length	Sleeve Diameter After Shrink	Packaging	AFL No.
FPS01-400-12	12 mm	4 mm	1.5 mm	50 Pack	S014088
FPS01-400-15	15 mm	5 mm	1.5 mm	50 Pack	S012668
FPS01-400-20	20 mm	8 mm	1.5 mm	50 Pack	S012672
FPS01-400-25	25 mm	10 mm	1.5 mm	50 Pack	S012676
FPS01-400-34	34 mm	15 mm	1.5 mm	50 Pack	S012680
FPS01-400-40	40 mm	16 mm	1.5 mm	1,250 Box	S011914

Description	Sleeve Length	Fiber Cleave Length	Sleeve Diameter After Shrink	Packaging	AFL No.
FPS01-900-15	15 mm	4 mm	2.3 mm	50 Pack	S012684
FPS01-900-20	20 mm	6 mm	2.3 mm	50 Pack	S012688
FPS01-900-25	25 mm	6 mm	2.3 mm	50 Pack	S011954
FPS01-900-34	34 mm	13 mm	2.3 mm	50 Pack	S012692
FPS01-900-45	45 mm	16 mm	2.3 mm	50 Pack	S012696

## Specifications

Parameter	Description	Value
Outer tube	FPS01 series / FPS04-30 / FPS08-28 / FPS24-40	Polyolefin based on Polyethylene
Inner Tube	ALL	Ethylene-Vinyl Acetate
Strength member	FPS01 series FPS04-30 / FPS08-28 / FPS24-40	Stainless steel Heat-resistant glass
Operation condition (after shrink)		-10 to 50°C, 0 to 95% RH (Non dew)
Storage condition (before shrink)		-40 to 60°C, Non dew

## Type Variations

		
FP-60	FPS01-400-12	FPS01-900-15
		
FP-40	FPS01-400-15	FPS01-900-20
		
FP-04(T)	FPS01-400-20	FPS01-900-25
		
FP-05	FPS01-400-25	FPS01-900-34
		
FPS04-30	FPS01-400-34	FPS01-900-45
		
FPS08-28	FPS01-400-40	
		
FPS24-40		

**FULL SCALE**