




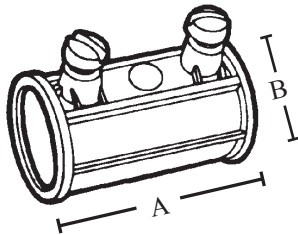
Friendly Service ... Powerful Solutions

Topaz Specification Sheet

Description: Set Screw type coupling used to join two lengths of EMT

Standard Material: Zinc Die Cast

Features: Concrete Tight 1/2" thru 4" when taped



1/2"-1 1/2"
2"-4"

E18472
E148716

| TOPAZ CAT# | A | B |
|------------|---------|------|
| 641 | 1.53 | 0.93 |
| 642 | 1.92 | 1.16 |
| 643 | 1.00 | 1.44 |
| 644 | 2.52 | 1.84 |
| 645 | 2.85 | 2.05 |
| 646 | 3.41 | 2.51 |
| 647 | 4.21 | 3.30 |
| 648 | 4.67 | 4.01 |
| 649 | 4.85 | 4.52 |
| 650 | 5.47 | 5.01 |
| 1/2"-1" | 2 SCREW | |
| 1 1/4"-4" | 4 SCREW | |

| TOPAZ CAT # | UPC# | SIZE | UNIT CTN | SHIP CASE | WT/ CASE |
|-------------|-------|--------|----------|-----------|----------|
| 641 | 16490 | 1/2" | 50 | 500 | 35 |
| 642 | 16500 | 3/4" | 25 | 250 | 25 |
| 643 | 16510 | 1" | 50 | 200 | 28 |
| 644 | 16520 | 1 1/4" | — | 25 | 8 |
| 645 | 16530 | 1 1/2" | — | 25 | 15 |
| 646 | 16540 | 2" | — | 20 | 11 |
| 647 | 16550 | 2 1/2" | — | 12 | 9 |
| 648 | 16560 | 3" | — | 12 | 12 |
| 649 | 16570 | 3 1/2" | — | 10 | 12 |
| 650 | 16580 | 4" | — | 6 | 10 |

UL STANDARD: 514B / FED.SPEC W-F-408E / NEMA: FB-1

Approved by Quality Control: John Cavalieri



NEW YORK
925 Waverly Avenue
Holtsville, NY 11742
800-666-2852
Fax: 800-333-3488

CALIFORNIA
225 Parkside Drive
San Fernando, CA 91340
888-551-2852
Fax: 888-690-2852

FLORIDA
2020 West 26th Street
Jacksonville, FL 32209
800-666-2852
Fax: 800-333-3488



Friendly Service ... Powerful Solutions


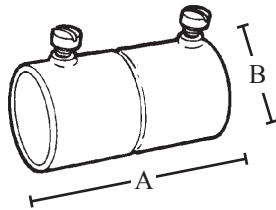
Topaz Specification Sheet

Description: Set Screw type coupling used to join two lengths of EMT

Standard Material: Steel

Standard Finish: Zinc Plated

Features: Concrete Tight when taped



UL Standard: 514B
Fed .Spec. W-F-408E
NEMA: FB-1

1/2-2" E148720
2 1/2-4" E148716

| TOPAZ CAT# | A | B |
|------------|-------|---------|
| 641S | 1.750 | .88 |
| 642S | 2.125 | 1.06 |
| 643S | 2.500 | 1.31 |
| 644S | 3.25 | 1.69 |
| 645S | 3.75 | 1.94 |
| 646S | 4.00 | 2.38 |
| 647S | 4.25 | 3.19 |
| 648S | 4.50 | 3.19 |
| 649S | 4.75 | 4.31 |
| 650S | 5.00 | 4.81 |
| 1/2"-1" | | 2 SCREW |
| 1 1/4"-4" | | 4 SCREW |

| TOPAZ CAT # | UPC# | SIZE | UNIT CTN | SHIP CASE | WT/ CASE |
|-------------|-------|--------|----------|-----------|----------|
| 641S | 23200 | 1/2" | 50 | 500 | 50 |
| 642S | 23210 | 3/4" | 25 | 250 | 38 |
| 643S | 23220 | 1" | 10 | 100 | 24 |
| 644S | 23230 | 1 1/4" | - | 25 | 11 |
| 645S | 23240 | 1 1/2" | - | 25 | 17 |
| 646S | 23250 | 2" | - | 20 | 18 |
| 647S* | 23260 | 2 1/2" | - | 12 | 19 |
| 648S* | 23270 | 3" | - | 12 | 26 |
| 649S* | 23280 | 3 1/2" | - | 6 | 15 |
| 650S* | 23290 | 4" | - | 6 | 17 |

*EMT & RIGID

Approved by Quality Control: John Cavalieri



NEW YORK
925 Waverly Avenue
Holtsville, NY 11742
800-666-2852
Fax: 800-333-3488

CALIFORNIA
225 Parkside Drive
San Fernando, CA 91340
888-551-2852
Fax: 888-690-2852

FLORIDA
2020 West 26th Street
Jacksonville, FL 32209
800-666-2852
Fax: 800-333-3488



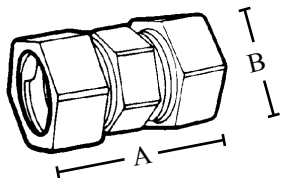
Friendly Service ... Powerful Solutions

Topaz Specification Sheet

Description: Compression type coupling used to join two lengths of EMT

Standard Material: Zinc Die Cast

Features: Concrete Tight



1/2"-2" E148720
2 1/2"-4" E148716

| TOPAZ CAT# | A | B |
|------------|------|------|
| 661 | 1.50 | 1.10 |
| 662 | 1.62 | 1.31 |
| 663 | 1.84 | 1.67 |
| 664 | 2.05 | 2.10 |
| 665 | 2.47 | 2.30 |
| 666 | 2.56 | 2.85 |
| 667 | 3.29 | 3.70 |
| 668 | 3.42 | 4.49 |
| 669 | 3.51 | 5.06 |
| 670 | 3.54 | 5.63 |

| TOPAZ CAT # | UPC# | SIZE | UNIT CTN | SHIP CASE | WT/ CASE |
|-------------|-------|--------|----------|-----------|----------|
| 661 | 16910 | 1/2" | 50 | 500 | 60 |
| 662 | 16920 | 3/4" | 25 | 250 | 48 |
| 663 | 16930 | 1" | 50 | 200 | 56 |
| 664 | 16940 | 1 1/4" | — | 25 | 11 |
| 665 | 16950 | 1 1/2" | — | 20 | 14 |
| 666 | 16960 | 2" | — | 15 | 14 |
| 667 | 16970 | 2 1/2" | — | 12 | 16 |
| 668 | 16980 | 3" | — | 12 | 21 |
| 669 | 16990 | 3 1/2" | — | 10 | 22 |
| 670 | 17000 | 4" | — | 6 | 15 |

Approved by Quality Control: John Cavalieri



NEW YORK
925 Waverly Avenue
Holtsville, NY 11742
800-666-2852
Fax: 800-333-3488

CALIFORNIA
225 Parkside Drive
San Fernando, CA 91340
888-551-2852
Fax: 888-690-2852

FLORIDA
2020 West 26th Street
Jacksonville, FL 32209
800-666-2852
Fax: 800-333-3488



Friendly Service ... Powerful Solutions

Topaz Specification Sheet

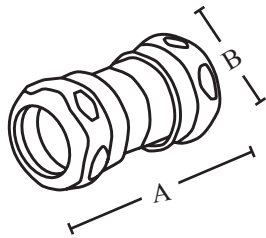
Description: Compression type coupling used to join two lengths of EMT

Standard Material: Steel

Standard Finish: Zinc Plated

Features: Concrete Tight

UL Standard: 514B
Fed .Spec. W-F-408E
NEMA: FB-1



| TOPAZ CAT# | A | B |
|------------|-------|-------|
| 661S | 1.688 | 1.250 |
| 662S | 2.000 | 1.563 |
| 663S | 2.125 | 1.813 |
| 664S | 3.063 | 2.188 |
| 665S | 3.125 | 2.438 |
| 666S | 3.375 | 2.938 |
| 667S | 4.875 | 3.688 |
| 668S | 5.250 | 4.313 |
| 669S | 5.500 | 4.875 |
| 670S | 5.750 | 5.375 |

| TOPAZ CAT # | UPC# | SIZE | UNIT CTN | SHIP CASE | WT/ CASE |
|-------------|-------|--------|----------|-----------|----------|
| 661S | 17010 | 1/2" | 25 | 250 | 32 |
| 662S | 17020 | 3/4" | 25 | 250 | 40 |
| 663S | 17030 | 1" | 10 | 100 | 31 |
| 664S | 17040 | 1 1/4" | - | 25 | 15 |
| 665S | 17050 | 1 1/2" | - | 20 | 15 |
| 666S | 17060 | 2" | - | 15 | 18 |
| 667S | 17061 | 2 1/2" | - | 6 | 14 |
| 668S | 17062 | 3" | - | 6 | 19 |
| 669S | 17063 | 3 1/2" | - | 6 | 21 |
| 670S | 17064 | 4" | - | 3 | 15 |

Approved by Quality Control: John Cavalieri



NEW YORK
925 Waverly Avenue
Holtsville, NY 11742
800-666-2852
Fax: 800-333-3488

CALIFORNIA
225 Parkside Drive
San Fernando, CA 91340
888-551-2852
Fax: 888-690-2852

FLORIDA
2020 West 26th Street
Jacksonville, FL 32209
800-666-2852
Fax: 800-333-3488



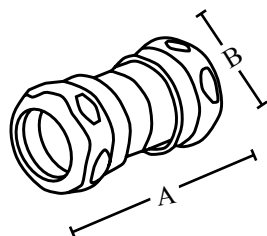
Topaz Specification Sheet

Description: Raintight compression type coupling used to join two lengths of EMT

Standard Material: Steel

Standard Finish: Zinc Plated

Features: Concrete Tight and Raintight



| TOPAZ CAT # | A | B |
|-------------|-------|-------|
| 661SRT | 1.625 | 1.125 |
| 662SRT | 1.750 | 1.375 |
| 663SRT | 1.875 | 1.687 |
| 664SRT | 2.250 | 2.062 |
| 665SRT | 2.250 | 2.250 |
| 666SRT | 2.375 | 2.750 |
| 667SRT | 3.875 | 3.625 |
| 668SRT | 4.000 | 4.250 |
| 669SRT | 4.687 | 4.687 |
| 670SRT | 4.937 | 5.187 |

| TOPAZ CAT # | UPC# | SIZE | UNIT CTN | SHIP CASE | WT/ CASE |
|-------------|-------|--------|----------|-----------|----------|
| 661SRT | 83071 | 1/2" | 25 | 250 | 35 |
| 662SRT | 83072 | 3/4" | 25 | 250 | 25 |
| 663SRT | 83073 | 1" | 10 | 100 | 28 |
| 664SRT | 83074 | 1 1/4" | — | 25 | 15 |
| 665SRT | 83075 | 1 1/2" | — | 20 | 15 |
| 666SRT | 83076 | 2" | — | 15 | 18 |
| 667SRT | 83602 | 2 1/2" | — | 12 | 14 |
| 668SRT | 83603 | 3" | — | 6 | 19 |
| 669SRT | 83604 | 3 1/2" | — | 5 | 21 |
| 670SRT | 83605 | 4" | — | 6 | 15 |

Approved by Quality Control: John Cavalieri



NEW YORK
925 Waverly Avenue
Holtsville, NY 11742
800-666-2852
Fax: 800-333-3488

CALIFORNIA
225 Parkside Drive
San Fernando, CA 91340
888-551-2852
Fax: 888-690-2852

FLORIDA
2020 West 26th Street
Jacksonville, FL 32209
800-666-2852
Fax: 800-333-3488