


LEV Series IEC Pin & Sleeve Devices

A full offering of IEC 60309-1 & 60309-2 pin & sleeve devices including plugs, connectors, receptacles, inlets, backboxes and mechanical interlocks designed to simplify installation, endure the harshest environments and improve safety and productivity.

- Simplify Installation
- For use in any environment
- Improving safety and reliability



Simplified Installation

FASTER & EASIER ASSEMBLY



Designed with fewer screws to ease assembly



Threaded housing design on plugs and connectors speeds installation



Mounting feet attachment does not require drilling into the enclosure and can be adjusted for several angles

Bottom hinged cover designed with installer in mind

Completely screwless back clamp available for 20/ 30 Amp devices cuts installation time and provides additional dust protection

Receptacles and inlets come with pre-attached gaskets and grounding wires for faster installation

Captive screws for an easier installation

For Use in Any Environment

SUPERIOR WATERTIGHT RATINGS, PERFORMANCE AND CONSTRUCTION

Withstands any wet and harsh location with the highest and most comprehensive ratings on the market.

IP66, IP67, IP68 & IP69K



IP68 - Long-term Submersion



IP69K - High-pressure, High-temperature Washdown



NSF Certified sanitary design trusted for use in food & beverage environments

LEV Series with Leviton's Inform™ Technology

Inform™ is a technology platform that enables Leviton products to provide real-time product data to the end-user to improve safety, efficiency and productivity.



Line-of-sight notifications



24/7 Remote Condition Monitoring

Visual power indication increases safety

- Green LEDs illuminate when power is present, allowing for quick identification
- Allows for faster troubleshooting when there is a power problem with connected equipment

Identify disturbances that can impact machine performance and minimize unplanned downtime by monitoring:

- Individual line-side and load-side voltage values
- Ground continuity
- Welded contacts
- Liquid accumulation inside the enclosure
- Enclosure temperature
- Enclosure humidity

LEV Series Mechanical Interlocks with Liquid Sensing Capabilities

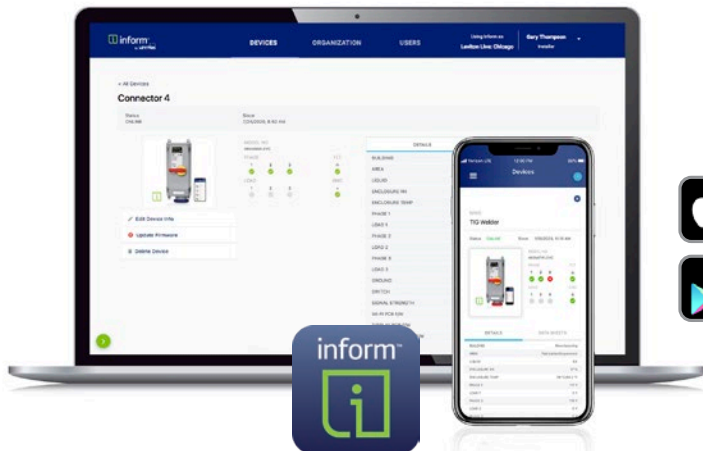
Sensors identify liquid accumulation before it can cause device failure, allowing you to minimize unplanned downtime in your facility.

INFORM ALLOWS YOU TO:

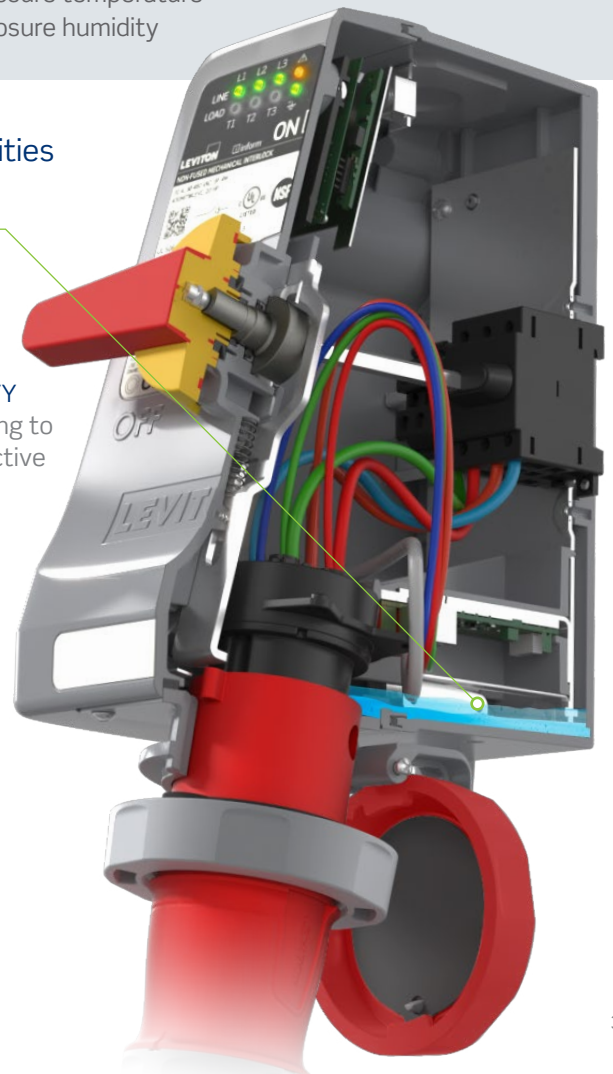
IMPROVE SAFETY & EFFICIENCY by monitoring the power quality and performance of the devices

MINIMIZE UNPLANNED DOWNTIME by alerting end-users of potential problems with real-time information via line-of-sight or app related notifications

MAXIMIZE PRODUCTIVITY by contributing to overall predictive maintenance schemes



The Leviton Inform app is available on:



LEV Series: North American Configurations

20, 30, 60 & 100 A Watertight

INDUSTRY
BEST

5
YEAR

LIMITED
WARRANTY

Product Features

- All plugs & connectors and 60 & 100 Amp inlets and receptacles constructed of impact modified nylon. 20 and 30 Amp inlets and receptacles constructed of PBT
- Nickel-plated brass pins and sleeves and stainless steel hardware for added corrosion-resistance
- Plugs & connectors available with alternate screwless clamp (20/30 A only) or power indication with Inform technology
- Watertight and dust-tight rated to IP66, IP67, IP68 and IP69K
- Listed to UL 1682 and 1686, CSA and NOM-ANCE requirements
- NSF certified sanitary design trusted for use in food & beverage facilities
- Meets North American IEC 60309-1 and 60309-2 standards



20 Amp

20 A Watertight Pin & Sleeve Devices											
Wiring	Color	Voltage AC	Connector/ Receptacle Clock Position	Plug/ Inlet View	HP Rating	Plug w/Standard Clamp	Plug w/ Alternate Screwless Clamp	Connector w/Standard Clamp	Connector w/ Alternate Screwless Clamp	Receptacle	Inlet
2p3w	Yellow	125	4		—	320P4WLEV	320P4WLEVA	320C4WLEV	320C4WLEVA	320R4WLEV	320B4WLEV
	Blue	250	6		—	320P6WLEV	320P6WLEVA	320C6WLEV	320C6WLEVA	320R6WLEV	320B6WLEV
	Red	480	7		—	320P7WLEV	320P7WLEVA	320C7WLEV	320C7WLEVA	320R7WLEV	320B7WLEV
3p4w	Orange	125/250	12		—	420P12WLEV	420P12WLEVA	420C12WLEV	420C12WLEVA	420R12WLEV	420B12WLEV
	Blue	3Ø250	9		3	420P9WLEV*	420P9WLEVA**	420C9WLEV*	420C9WLEVA**	420R9WLEV	420B9WLEV
	Red	3Ø480	7		7.5	420P7WLEV*	420P7WLEVA**	420C7WLEV*	420C7WLEVA**	420R7WLEV	420B7WLEV
	Black	3Ø600	5		10	420P5WLEV	420P5WLEVA	420C5WLEV	420C5WLEVA	420R5WLEV	420B5WLEV
4p5w	Blue	3ØY120/208	9		2	520P9WLEV	520P9WLEVA	520C9WLEV	520C9WLEVA	520R9WLEV	520B9WLEV
	Red	3ØY277/480	7		7.5	520P7WLEV	520P7WLEVA	520C7WLEV	520C7WLEVA	520R7WLEV	520B7WLEV
	Black	3ØY347/600	5		10	520P5WLEV	520P5WLEVA	520C5WLEV	520C5WLEVA	520R5WLEV	520B5WLEV

Custom configurations available upon request.

i FOR INFORM MODELS:
 *Add "PI" to end of part number for Power Indication
 **Change "A" to "PIA" for Power Indication and Alternate Screwless Clamp

Standard clamp design includes 2 clamp screws

LEV Series Plugs & Connectors with Inform™ Technology

Visual Power Indication for Safety

- Quickly identify if power is present, warning that the device is energized
- Green LEDs will illuminate as a safety precaution
- Allows for faster troubleshooting when there is a power problem with connected equipment



Completely screwless back clamp option on 20/30 Amp devices for faster assembly

i inform™

ORDERING INFORMATION

For LEV Series Pin & Sleeve Devices

4	30	P	7	W	LEV	PI
1 st digit	2 nd , 3 rd or 4 th Digit	Letter	Clock Position*	Suffix	NEW Leviton	Feature
3 = 3 wire	20 = 20 Amp	P = Plug	4 = 4 o'clock	W = Watertight	LEV Series	PI = Power Indication
4 = 4 wire	30 = 30 Amp	C = Connector	5 = 5 o'clock			A = Alternate Screwless Clamp
5 = 5 wire	60 = 60 Amp	R = Receptacle	6 = 6 o'clock			PIA = Power Indication w/ Alternate Screwless Clamp
	100 = 100 Amp	B = Inlet	7 = 7 o'clock			
			9 = 9 o'clock			
			12 = 12 o'clock			

*Clock position applies to ground pin location on female devices

30 Amp

See accessories pages 20-21

30 A Watertight Pin & Sleeve Devices											
Wiring	Color	Voltage AC	Connector/ Receptacle Clock Position	Plug/ Inlet View	HP Rating	Plug w/ Standard Clamp	Plug w/ Alternate Screwless Clamp	Connector w/ Standard Clamp	Connector w/ Alternate Screwless Clamp	Receptacle	Inlet
2p3w	Yellow	125	4		—	330P4WLEV	330P4WLEVA	330C4WLEV	330C4WLEVA	330R4WLEV	330B4WLEV
	Blue	250	6		—	330P6WLEV	330P6WLEVA	330C6WLEV	330C6WLEVA	330R6WLEV	330B6WLEV
	Red	480	7		—	330P7WLEV	330P7WLEVA	330C7WLEV	330C7WLEVA	330R7WLEV	330B7WLEV
3p4w	Orange	125/250	12		—	430P12WLEV	430P12WLEVA	430C12WLEV	430C12WLEVA	430R12WLEV	430B12WLEV
	Blue	3Ø250	9		3	430P9WLEV*	430P9WLEVA**	430C9WLEV*	430C9WLEVA**	430R9WLEV	430B9WLEV
	Red	3Ø480	7		7.5	430P7WLEV*	430P7WLEVA**	430C7WLEV*	430C7WLEVA**	430R7WLEV	430B7WLEV
	Black	3Ø600	5		10	430P5WLEV	430P5WLEVA	430C5WLEV	430C5WLEVA	430R5WLEV	430B5WLEV
4p5w	Blue	3ØY120/208	9		3	530P9WLEV	530P9WLEVA	530C9WLEV	530C9WLEVA	530R9WLEV	530B9WLEV
	Red	3ØY277/480	7		10	530P7WLEV	530P7WLEVA	530C7WLEV	530C7WLEVA	530R7WLEV	530B7WLEV
	Black	3ØY347/600	5		15	530P5WLEV	530P5WLEVA	530C5WLEV	530C5WLEVA	530R5WLEV	530B5WLEV

Custom configurations available upon request.




FOR INFORM MODELS:

*Add "PI" to end of part number for Power Indication

**Change "A" to "PIA" for Power Indication and Alternate Screwless Clamp

TAKE A 3D
LOOK INSIDE



LEV Series: North American Configurations

20, 30, 60 & 100 A Watertight

INDUSTRY
BEST

5
YEAR

LIMITED
WARRANTY

Product Features

- All plugs & connectors and 60 & 100 Amp inlets and receptacles constructed of impact modified nylon. 20 and 30 Amp inlets and receptacles constructed of PBT
- Nickel-plated brass pins and sleeves and stainless steel hardware for added corrosion-resistance
- Plugs & connectors available with alternate screwless clamp (20/30 A only) or power indication with Inform technology
- Watertight and dust-tight rated to IP66, IP67, IP68 and IP69K
- Listed to UL 1682 and 1686, CSA and NOM-ANCE requirements
- NSF certified sanitary design trusted for use in food & beverage facilities
- Meets North American IEC 60309-1 and 60309-2 standards



FOR INFORM MODELS:
*Add "PI" to end of part number for Power Indication



60 Amp

60 A Watertight Pin & Sleeve Devices

Wiring	Color	Voltage AC	Connector/ Receptacle Clock Position	Plug/ Inlet View	HP Rating	Plug	Connector	Receptacle	Inlet
2p3w	Yellow	125	4		—	360P4WLEV	360C4WLEV	360R4WLEV	360B4WLEV
	Blue	250	6		—	360P6WLEV	360C6WLEV	360R6WLEV	360B6WLEV
	Red	480	7		—	360P7WLEV	360C7WLEV	360R7WLEV	360B7WLEV
3p4w	Orange	125/250	12		—	460P12WLEV	460C12WLEV	460R12WLEV	460B12WLEV
	Blue	3Ø250	9		7.5	460P9WLEV*	460C9WLEV*	460R9WLEV	460B9WLEV
	Red	3Ø480	7		15	460P7WLEV*	460C7WLEV*	460R7WLEV	460B7WLEV
	Black	3Ø600	5		20	460P5WLEV	460C5WLEV	460R5WLEV	460B5WLEV
4p5w	Blue	3ØY120/208	9		5	560P9WLEV	560C9WLEV	560R9WLEV	560B9WLEV
	Red	3ØY277/480	7		15	560P7WLEV	560C7WLEV	560R7WLEV	560B7WLEV
	Black	3ØY347/600	5		20	560P5WLEV	560C5WLEV	560R5WLEV	560B5WLEV

Custom configurations available upon request.

ORDERING INFORMATION

For LEV Series Pin & Sleeve Devices

4	30	P	7	W	LEV	PI
1 st digit	2 nd , 3 rd or 4 th Digit	Letter	Clock Position*	Suffix	NEW Leviton	Feature
3 = 3 wire	20 = 20 Amp	P = Plug	4 = 4 o'clock	W = Watertight	LEV Series	PI = Power Indication i
4 = 4 wire	30 = 30 Amp	C = Connector	5 = 5 o'clock			A = Alternate Screwless Clamp
5 = 5 wire	60 = 60 Amp	R = Receptacle	6 = 6 o'clock			PIA = Power Indication w/ Alternate Screwless Clamp i
	100 = 100 Amp	B = Inlet	7 = 7 o'clock			
			9 = 9 o'clock			
			12 = 12 o'clock			

*Clock position applies to ground pin location on female devices



FOR INFORM MODELS:

*Add "PI" to end of part number for Power Indication



100 Amp

100 A Watertight Pin & Sleeve Devices

Wiring	Color	Voltage AC	Connector/ Receptacle Clock Position	Plug/ Inlet View	HP Rating	Plug	Connector	Receptacle	Inlet
2p3w	Yellow	125	4		—	3100P4WLEV	3100C4WLEV	3100R4WLEV	3100B4WLEV
	Blue	250	6		—	3100P6WLEV	3100C6WLEV	3100R6WLEV	3100B6WLEV
	Red	480	7		—	3100P7WLEV	3100C7WLEV	3100R7WLEV	3100B7WLEV
3p4w	Orange	125/250	12		—	4100P12WLEV	4100C12WLEV	4100R12WLEV	4100B12WLEV
	Blue	3Ø250	9		10	4100P9WLEV*	4100C9WLEV*	4100R9WLEV	4100B9WLEV
	Red	3Ø480	7		20	4100P7WLEV*	4100C7WLEV*	4100R7WLEV	4100B7WLEV
	Black	3Ø600	5		30	4100P5WLEV	4100C5WLEV	4100R5WLEV	4100B5WLEV
4p5w	Blue	3ØY120/208	9		7.5	5100P9WLEV	5100C9WLEV	5100R9WLEV	5100B9WLEV
	Red	3ØY277/480	7		20	5100P7WLEV	5100C7WLEV	5100R7WLEV	5100B7WLEV
	Black	3ØY347/600	5		30	5100P5WLEV	5100C5WLEV	5100R5WLEV	5100B5WLEV

Custom configurations available upon request.

See accessories pages 20-21

Front housing features screwless assembly for plugs and connectors

Inform™ versions feature:

Double-sided LED lights on 60/100 Amp devices



LEV Series: North American Configurations

20, 30, 60 & 100 A Mechanical Interlocks

INDUSTRY
BEST

5
YEAR

LIMITED
WARRANTY

Product Features

- Impact, UV and chemical-resistant PBT enclosure
- Pre-wired IEC receptacle accepts all manufacturer's IEC 60309-2 plugs
- Fused models accept "Class J" time-delay fuses
- Watertight and dust-tight rated to IP66, IP67, IP68 and IP69K
- NSF certified sanitary design trusted for use in food & beverage facilities
- Meets North American IEC 60309-1 and 60309-2 standards
- Listed to UL 60947-4-1 and 1686, CSA and NOM-ANCE requirements, CE Marked*



See accessories pages 20-21

LEV SERIES

20 A and 30 A Mechanical Interlocks								
Amps	Wiring	Color	Voltage AC	Clock Position	Fused Mechanical Interlock	Fused Mechanical Interlock HP Rating	Non-Fused Mechanical Interlock	Non-Fused Mechanical Interlock HP Rating
20	2p3w	Blue	240	6	—	—	320MI6WLEV	3 HP
		Red	480	7	—	—	320MI7WLEV	5 HP
	3p4w	Orange	125/250	12	420MF12WLEV	2 HP @ 120 VAC 3 HP @ 208-240 VAC L-L	420MI12WLEV	2 HP @ 120 VAC 3 HP @ 208-240 VAC L-L
		Blue	3Ø240	9	420MF9WLEV	7.5 HP	420MI9WLEV	10 HP
		Red	3Ø480	7	420MF7WLEV	15 HP	420MI7WLEV	20 HP
	4p5w	Black	3Ø600	5	420MF5WLEV	20 HP	420MI5WLEV	25 HP
		Blue	3ØY120/208	9	—	—	520MI9WLEV	10 HP
		Red	3ØY277/480	7	—	—	520MI7WLEV	20 HP
	30	2p3w	Blue	240	6	—	—	330MI6WLEV
Red			480	7	—	—	330MI7WLEV	10 HP
3p4w		Orange	125/250	12	430MF12WLEV	2 HP @ 120 VAC 3 HP @ 208-240 VAC L-L	430MI12WLEV	2 HP @ 120 VAC 3 HP @ 208-240 VAC L-L
		Blue	3Ø240	9	430MF9WLEV	7.5 HP	430MI9WLEV**	10 HP
		Red	3Ø480	7	430MF7WLEV	15 HP	430MI7WLEV	20 HP
4p5w		Black	3Ø600	5	430MF5WLEV	20 HP	430MI5WLEV	25 HP
		Blue	3ØY120/208	9	—	—	530MI9WLEV	10 HP
		Red	3ØY277/480	7	530MF7WLEV	15 HP	530MI7WLEV	20 HP
4p5w		Black	3ØY347/600	5	530MF5WLEV	20 HP	530MI5WLEV	25 HP

* Non-Inform Only

**430MI9WLEVAC - Available with Factory-Installed Auxiliary Contact

***460MI9WLEVAC - Available with Factory-Installed Auxiliary Contact

Auxiliary Contacts available separately for all configurations - see page 21

ORDERING INFORMATION

For LEV Series Mechanical Interlocks

4	30	MI	7	W	LEV	C
1 st digit	2 nd , 3 rd or 4 th Digit	Letter	Clock Position*	Suffix	NEW Leviton	Feature
3 = 3 wire	20 = 20 Amp	MI = Mechanical Interlock, Non-Fused	4 = 4 o'clock	W = Watertight	LEV Series	S = Sensing, LED Indication
4 = 4 wire	30 = 30 Amp	MF = Mechanical Interlock, Fused	5 = 5 o'clock			C = Communicating, Remote Monitoring via Wi-Fi
5 = 5 wire	60 = 60 Amp 100 = 100 Amp		6 = 6 o'clock 7 = 7 o'clock 9 = 9 o'clock 12 = 12 o'clock	*Clock position applies to ground pin location on female devices		AC = Factory Installed Normally Open (NO) Auxiliary Contact



Features:

- Sensing capabilities
- LED Indication of operating status on cover



Features:


- Sensing capabilities
- LED Indication of operating status on cover
- Remote monitoring via Wi-Fi through the Inform app
- Real-time in-app and email notifications

See accessories pages 20-21

20 A and 30 A Mechanical Interlocks with Inform™ Technology									
Amps	Wiring	Color	Voltage AC	Clock Position	On-device, Local Monitoring		Remote Monitoring via Wi-Fi		
					Non-Fused Mechanical Interlock w/ Sensing	Non-Fused Mechanical Interlock w/ Sensing HP Rating	Non-Fused Mechanical Interlock w/ Communicating	Non-Fused Mechanical Interlock w/ Communicating HP Rating	
20	3p4w	Blue	3Ø240	9	420MI9WLEVS	10 HP	420MI9WLEVC	10 HP	
		Red	3Ø480	7	420MI7WLEVS	20 HP	420MI7WLEVC	20 HP	
30	3p4w	Blue	3Ø240	9	430MI9WLEVS	10 HP	430MI9WLEVC	10 HP	
		Red	3Ø480	7	430MI7WLEVS	20 HP	430MI7WLEVC	20 HP	

ADDITIONAL FEATURES:

1. Embossed ON/OFF markings
2. Strongest handle and interlock design validated through above & beyond endurance testing for improved safety
3. Longer length, overmold handle provides an improved grip and features 3 lockout/tagout provisions for OSHA Compliance
4. Constructed of impact-resistant, UV stable PBT
5. Mounting feet standoff ¼" from surface - Meets NEC® 300.6 air space requirement & NSF Certified



LEV Series: North American Configurations

20, 30, 60 & 100 A Mechanical Interlocks

INDUSTRY
BEST

5
YEAR

LIMITED
WARRANTY



See accessories pages 20-21

Product Features

- Impact, UV and chemical-resistant PBT enclosure
- Pre-wired IEC receptacle accepts all manufacturer's IEC 60309-2 plugs
- Fused models accept "Class J" time-delay fuses
- Watertight and dust-tight rated to IP66, IP67, IP68 and IP69K
- NSF certified sanitary design trusted for use in food & beverage facilities
- Meets North American IEC 60309-1 and 60309-2 standards
- Listed to UL 60947-4-1 and 1686, CSA and NOM-ANCE requirements, CE Marked*

LEV SERIES

60 A and 100 A Mechanical Interlocks								
Amps	Wiring	Color	Voltage AC	Clock Position	Fused Mechanical Interlock	Fused Mechanical Interlock HP Rating	Non-Fused Mechanical Interlock	Non-Fused Mechanical Interlock HP Rating
60	2p3w	Blue	240	6	360MF6WLEV	7.5 HP	360MI6WLEV	10 HP
		Red	480	7	—	—	360MI7WLEV	20 HP
	3p4w	Orange	125/250	12	460MF12WLEV	2 HP @ 120 VAC 7.5 HP @ 208-240 VAC L-L	460MI12WLEV	2 HP @ 120 VAC 10 HP @ 208-240 VAC L-L
		Blue	3Ø240	9	460MF9WLEV	15 HP	460MI9WLEV***	20 HP
		Red	3Ø480	7	460MF7WLEV	30 HP	460MI7WLEV	40 HP
	4p5w	Black	3Ø600	5	460MF5WLEV	50 HP	460MI5WLEV	40 HP
		Blue	3ØY120/208	9	560MF9WLEV	15 HP	560MI9WLEV	20 HP
		Red	3ØY277/480	7	—	—	560MI7WLEV	40 HP
	100	2p3w	Black	3ØY347/600	5	—	—	560MI5WLEV
Blue			3ØY120/208	9	—	—	560MI9WLEV	20 HP
Red			3ØY277/480	7	—	—	560MI7WLEV	40 HP
3p4w		Orange	125/250	12	—	—	4100MI12WLEV	7.5 HP @ 120 VAC 20 HP @ 208-240 VAC L-L
		Blue	3Ø240	9	—	—	4100MI9WLEV	40 HP
		Red	3Ø480	7	—	—	4100MI7WLEV	60 HP
4p5w		Black	3Ø600	5	—	—	4100MI5WLEV	50 HP
		Blue	3ØY120/208	9	—	—	5100MI9WLEV	40 HP
		Red	3ØY277/480	7	—	—	5100MI7WLEV	60 HP
100	2p3w	Black	3ØY347/600	5	—	—	5100MI5WLEV	50 HP
		Blue	240	6	—	—	3100MI6WLEV	20 HP
		Red	480	7	—	—	3100MI7WLEV	30 HP

* Non-Inform Only

**430MI9WLEVAC - Available with Factory-Installed Auxiliary Contact

***460MI9WLEVAC - Available with Factory-Installed Auxiliary Contact

Auxiliary Contacts available separately for all configurations - see page 21

ORDERING INFORMATION

For LEV Series Mechanical Interlocks

4	30	MI	7	W	LEV	C
1 st digit	2 nd , 3 rd or 4 th Digit	Letter	Clock Position*	Suffix	NEW Leviton	Feature
3 = 3 wire	20 = 20 Amp	MI = Mechanical Interlock, Non-Fused	4 = 4 o'clock	W = Watertight	LEV Series	S = Sensing, LED Indication
4 = 4 wire	30 = 30 Amp	MF = Mechanical Interlock, Fused	5 = 5 o'clock			C = Communicating, Remote Monitoring via Wi-Fi
5 = 5 wire	60 = 60 Amp		6 = 6 o'clock			AC = Factory Installed Normally Open (NO) Auxiliary Contact
	100 = 100 Amp		7 = 7 o'clock			
			9 = 9 o'clock			
			12 = 12 o'clock			

*Clock position applies to ground pin location on female devices



Features:

- Sensing capabilities
- LED Indication of operating status on cover



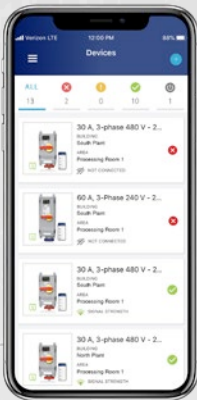
Features:

- Sensing capabilities
- LED Indication of operating status on cover
- Remote monitoring via Wi-Fi through the Inform app
- Real-time in-app and email notifications

See accessories pages 20-21

60 A and 100 A Mechanical Interlocks with Inform™ Technology										
Amps	Wiring	Color	Voltage AC	Clock Position	On-device, Local Monitoring			Remote Monitoring via Wi-Fi		
					Non-Fused Mechanical Interlock w/ Sensing	Non-Fused Mechanical Interlock w/ Sensing HP Rating		Non-Fused Mechanical Interlock w/ Communicating	Non-Fused Mechanical Interlock w/ Communicating HP Rating	
60	3p4w	Blue	3Ø240	9	460MI9WLEVS	20 HP		460MI9WLEVC	20 HP	
		Red	3Ø480	7	460MI7WLEVS	40 HP		460MI7WLEVC	40 HP	
100	3p4w	Blue	3Ø240	9	4100MI9WLEVS	40 HP		4100MI9WLEVC	40 HP	
		Red	3Ø480	7	4100MI7WLEVS	60 HP		4100MI7WLEVC	60 HP	

REDUCE UNPLANNED DOWNTIME



Get notified
BEFORE
a device failure



Common Applications Include:



Food & Beverage Processing



Industrial/Manufacturing



Temporary Power

Leviton Manufacturing Co., Inc.

201 N Service Rd, Melville, NY 11747

Telephone: 1-800-323-8920 • FAX: 1-800-832-9538

Tech Line (Monday – Friday 8am to 10pm, Saturday 9am to 7pm, Sunday 9am to 5pm - E.S.T.): 1-800-824-3005

Visit our Website at: www.leviton.com email: industrial@leviton.com