



LED BR30

7.2BR30/COR/927/P/E26/DIM 6/1FB T20

Philips BR30 LED lamps are the smart alternative to standard incandescent. The traditional lamp design can provide excellent dimming performance with spectacular energy savings. They provide the beautiful light and dependable performance you expect from LED at an economical price.

Product data

General Information	
Cap-Base	E26 [Single Contact Medium Screw]
Nominal lifetime	15,000 hour(s)
Switching Cycle	50,000
Lighting Technology	LED
EU RoHS compliant	Yes
Light Technical	
Color Code	927
Beam Angle (Nom)	110 degree(s)
Luminous Flux	650 lm
Color Designation	Warm White (WW)
Correlated Color Temperature (Nom)	2700 K
Luminous Efficacy (rated) (Nom)	90.00 lm/W
Color Consistency	<4
Color rendering index (CRI)	90
LLMF At End Of Nominal Lifetime (Nom)	70 %
Operating and Electrical	
Line Frequency	60 Hz
Input Frequency	60 Hz
Power Consumption	7.2 W
Lamp Current (Nom)	82 mA

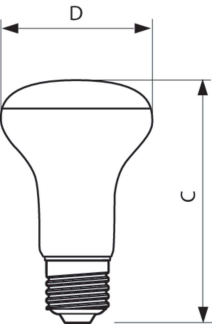
Wattage Equivalent	65 W
Starting Time (Nom)	0.5 s
Warm-up time to 60% light	0.5 s
Power Factor (Fraction)	0.7
Voltage (Nom)	120 V
Temperature	
T-Case Maximum (Nom)	70 °C
Controls and Dimming	
Dimmable	Yes
Mechanical and Housing	
Bulb Finish	Frosted
Bulb Material	Plastic
Bulb Shape	BR30
UL Wet/ damp/ dry location	Damp location
Approval and Application	
Energy Consumption kWh/1000 h	- kWh
Energy Certifications	Energy Star
T20 compliant	Yes

LED BR30

Application Conditions	
can it be used in closed luminaires	Yes
Product Data	
Order product name	7.2BR30/COR/927/P/E26/DIM 6/1FB T20
Full product name	7.2BR30/COR/927/P/E26/DIM 6/1FB T20
Order code	929002092304

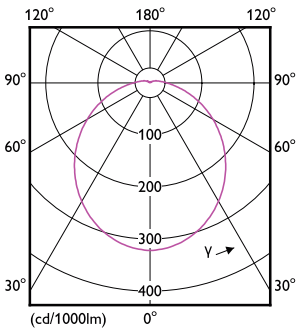

Material Nr. (12NC)	929002092304
Numerator - Quantity Per Pack	1
EAN/UPC - Product/Case	046677553890
Numerator - Packs per outer box	6
EAN/UPC - Case	50046677553895

Dimensional drawing



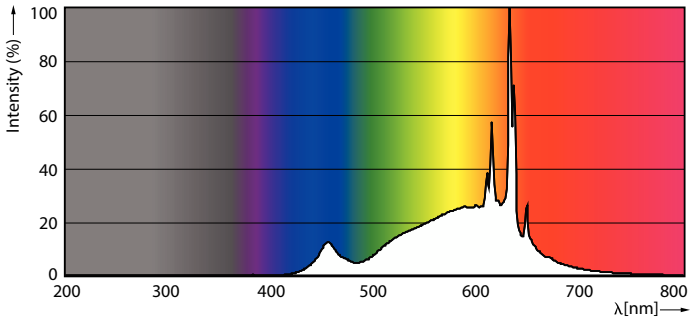
Product	D	C
7.2BR30/COR/927/P/E26/DIM 6/1FB T20	95 mm	132 mm

Photometric data



General uniform lighting - 7.2BR30/COR/927/P/E26/DIM 6/1FB T20

Light Distribution Diagram - 7.2BR30/COR/927/P/E26/DIM 6/1FB T20



Spectral Power Distribution Colour - 7.2BR30/COR/927/P/E26/DIM 6/1FB T20

LED BR30

Lifetime



Life Expectancy Diagram - 7.2BR30/COR/927/P/E26/DIM 6/1FB T20



Lumen Maintenance Diagram - 7.2BR30/COR/927/P/E26/DIM 6/1FB T20

