

Wire Management Solutions
for Pulling, Connecting and
Supporting

Wire Mesh Safety Grips

SELECTION GUIDE



Wire Mesh Safety Grips Selection Guide



A LARGE SELECTION OF WIRE MESH PULLING, STRAIN RELIEF AND SUPPORT GRIPS

Designed to distribute stress over a large area so they can securely pull, hold or support the wire, rope, tubing or fiber optic cable to which they are applied.

Categories

PULLING GRIPS

Reusable tools for pulling insulated conductors and bare wires; cable, nylon and wire rope; fiber optic cable; and other cylindrical objects.

FOR
PULLING GRIPS
GO TO » PG 3



STRAIN RELIEF GRIPS

For connecting cable or flexible conduit to electrical enclosures and equipment with reduced strain to prevent pullout and bending.

FOR
STRAIN RELIEF GRIPS
GO TO » PG 7



SUPPORT GRIPS

Distribute the weight of the vertical or sloping runs of electrical and fiber optic cable, metal rods, tubing or hose over the entire length of the grip so that the cable is not subject to damage.

FOR
SUPPORT GRIPS
GO TO » PG 10



Pulling Grips

Single Weave Grips

Description

- Reusable tools for pulling bare conductors, insulated wires, synthetic rope, wire rope, and fiber optic cable
- May be used for pulling cable on overhead or underground applications, for stringing service or communication lines into factories, for pulling wire through conduit, for underground electrical pulls, and other pulling applications
- Woven in galvanized steel for greater strength and longer service life



Flexible Eye

The eye of the grip is flexible wire rope for maximum flexibility.



Offset Flexible Eye

For easy attachment of the pulling line.



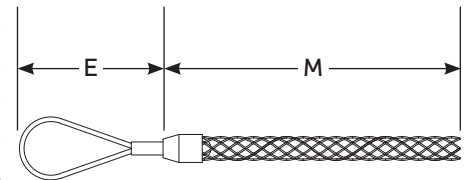
Rotating Eye

For use in changing wire rope in large cranes and derricks.

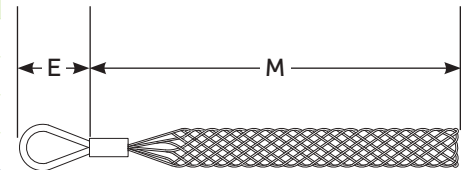


SINGLE WEAVE GRIPS

Flexible Eye, Junior Pulling Grips, Galvanized Steel				
Catalog No.	Cable Dia. Range (Approx in.)	Break Strength* (Approx lbs.)	Eye Length 'E' (Approx. in.)	Mesh Length 'M' (Approx. in.)
L8500-100	0.25"-0.36"	450 lbs	2.5"	5.5"
L8501-100	0.37"-0.49"	900 lbs	4.0"	8.0"
L8502-100	0.50"-0.61"	1,300 lbs	3.5"	8.5"
L8503-100	0.62"-0.74"	1,950 lbs	5.0"	12.0"
L8504-100	0.75"-0.99"	2,800 lbs	5.0"	12.0"
L8505-100	1.00"-1.25"	3,900 lbs	6.0"	12.5"



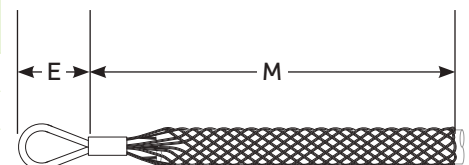
Flexible Eye, Single Weave, Closed Mesh, Galvanized Steel				
Catalog No.	Cable Dia. Range (Approx in.)	Break Strength* (Approx lbs.)	Eye Length 'E' (Approx. in.)	Mesh Length 'M' (Approx. in.)
L8541-100	0.25"-0.50"	1,680 lbs	3.15"	8.5"
L8542-100	0.50"-0.75"	2,240 lbs	3.54"	14.5"
L8513-100	0.75"-1.0"	5,600 lbs	3.54"	18.0"
L8515-100	1.00"-1.50"	8,100 lbs	3.94"	16.0"



DOUBLE WEAVE GRIPS

Recommended for heavy or rugged applications, ideally suited for overhead and underground installations.

Flexible Eye, Double Weave, Galvanized Steel				
Catalog No.	Cable Dia. Range (Approx in.)	Break Strength* (Approx lbs.)	Eye Length 'E' (Approx. in.)	Mesh Length 'M' (Approx. in.)
L8518-100	1.97"-2.48"	11,200 lbs	4.0"	19.0"
L8519-100	2.50"-3.50"	13,439 lbs	3.7"	20.0"
L8532-100	3.50"-4.50"	15,679 lbs	4.7"	27.5"



PULLING GRIPS

*To determine workload safety factor, divide approximate Break Strength by 5

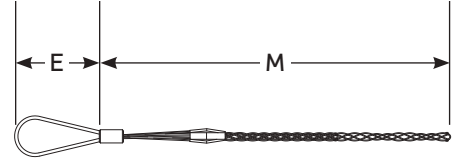
Pulling Grips

Multi-Weave Fiber Optic | Double Weave Grips

MULTI-WEAVE FIBER OPTIC GRIPS

Used for installation of fiber optic communication lines. They easily install on cables and are reusable.

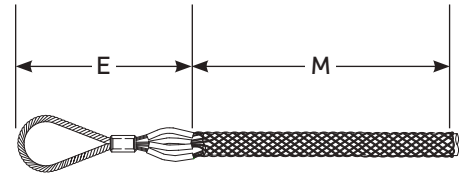
Flexible Eye, Fiber Optics, Single/Double Weave, Galvanized Steel				
Catalog No.	Cable Dia. Range (Approx. in.)	Break Strength* (Approx. lbs.)	Eye Length 'E' (Approx. in.)	Mesh Length 'M' (Approx. in.)
L8802-100	0.22"-0.36"	1,650 lbs	3.0"	14.0"



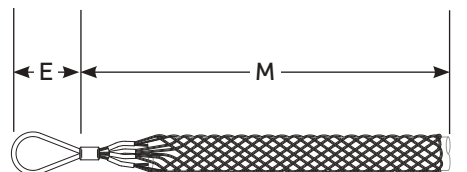
DOUBLE WEAVE GRIPS

Recommended for heavy or rugged applications, ideally suited for overhead and underground installations.

Flexible Eye, Double Weave, Galvanized Steel				
Catalog No.	Cable Dia. Range (Approx. in.)	Break Strength* (Approx. lbs.)	Eye Length 'E' (Approx. in.)	Mesh Length 'M' (Approx. in.)
L8552-100	0.62"-0.75"	5,600 lbs	8.0"	23.5"
L8553-100	0.75"-1.0"	6,800 lbs	11.0"	22.0"
L8554-100	1.0"-1.50"	9,600 lbs	11.5"	19.5"
L8555-100	1.5"-2.0"	16,400 lbs	14.0"	18.0"
L8557-100	2.50"-3.0"	24,500 lbs	15.0"	20.0"
L8568-100	3.0"-3.5"	24,500 lbs	17.5"	26.0"



Flexible Eye, Double Weave, Galvanized Steel				
Catalog No.	Cable Dia. Range (Approx. in.)	Break Strength* (Approx. lbs.)	Eye Length 'E' (Approx. in.)	Mesh Length 'M' (Approx. in.)
L8563-100	0.75"-1.0"	6,800 lbs	10.5"	32.5"
L8564-100	1.0"-1.50"	9,600 lbs	10.0"	29.0"
L8566-100	2.0"-2.5"	18,500 lbs	6.7"	33.0"



*To determine workload safety factor, divide approximate Break Strength by 5

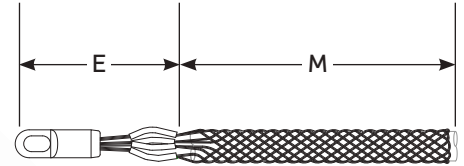
Pulling Grips

Double Weave Rotating Eye | Multi-Weave Grips


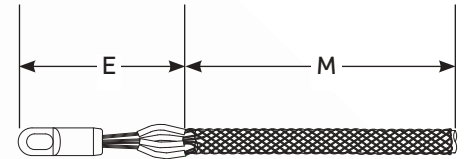
DOUBLE WEAVE — ROTATING EYE GRIPS

Feature a double weave of galvanized steel strands for greater strength, designed to handle longer or heavier pulling jobs such as installation of underground cables, communication lines, and service lines.

Rotating Eye, Double Weave, Short Length, Galvanized Steel				
Catalog No.	Cable Dia. Range (Approx. in.)	Break Strength* (Approx. lbs.)	Eye Length 'E' (Approx. in.)	Mesh Length 'M' (Approx. in.)
L8583-100	0.75"-1.0"	6800 lbs	7.0"	18.5"
L8584-100	1.0"-1.5"	12800 lbs	9.0"	21.5"
L8587-100	2.0"-2.50"	27200 lbs	8.0"	23.0"



Rotating Eye, Double Weave, Standard Length, Galvanized Steel				
Catalog No.	Cable Dia. Range (Approx. in.)	Break Strength* (Approx. lbs.)	Eye Length 'E' (Approx. in.)	Mesh Length 'M' (Approx. in.)
L8601-100	0.5"-0.62"	5600 lbs	7.0"	16.0"
L8603-100	0.75"-1.00"	6800 lbs	7.0"	30.0"
L8604-100	1.0"-1.50"	12800 lbs	9.0"	32.0"
L8605-100	1.50"-2.0"	16400 lbs	10.0"	29.5"
L8606-100	2.0"-2.5"	27200 lbs	12.0"	29.0"

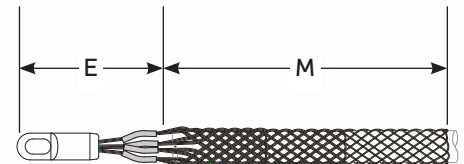


PULLING GRIPS

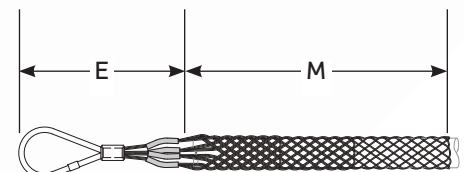
MULTI-WEAVE GRIPS

Constructed of high strength galvanized steel strands and are designed for pulling aluminum or copper bare conductor, wire rope and insulated cables. These grips are used in applications such as distribution line stringing and overhead transmission.

Rotating Eye, Multi Weave, Standard Length, Galvanized Steel					
Catalog No.	Cable Dia. Range (Approx. in.)	Break Strength* (Approx. lbs.)	Eye Length 'E' (Approx. in.)	Mesh Length 'M' (Approx. in.)	Color Code
L8621-100	0.25"-0.50"	7000 lbs	6.0"	28.5"	Dark Green
L8623-100	0.75"-1.0"	14100 lbs	7.0"	47.0"	Light Blue



Flexible Eye, Multi-Weave, High Strength, Galvanized Steel					
Catalog No.	Cable Dia. Range (Approx. in.)	Break Strength* (Approx. lbs.)	Eye Length 'E' (Approx. in.)	Mesh Length 'M' (Approx. in.)	Color Code
L8642-100	0.5"-0.75"	10500 lbs	5"	38.5"	Brown



*To determine workload safety factor, divide approximate Break Strength by 5

Pulling Grips

High Strength Double Weave | Slack Grips

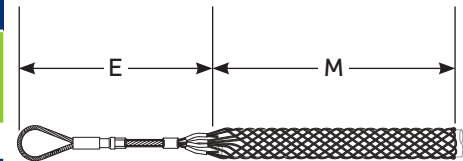


HIGH STRENGTH GRIPS

Designed for situations where load and safety considerations require an extra high strength grip. They are most commonly used for attaching pulling lines to conductors, conductors to running boards, and conductor-to-conductor connections.

Flexible Eye, Multi-Weave, High Strength, Galvanized Steel

Catalog No.	Cable Dia. Range (Approx. in.)	Break Strength* (Approx. lbs.)	Eye Length 'E' (Approx. in.)	Mesh Length 'M' (Approx. in.)	Color Code
L8660-100	0.19"-0.40"	7,000 lbs	12.5"	26.0"	Black

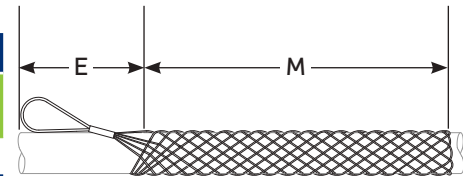


SLACK GRIPS

Reusable grips used for pulling slack in underground cable preparatory to final placement. They may also be used for cable removal.

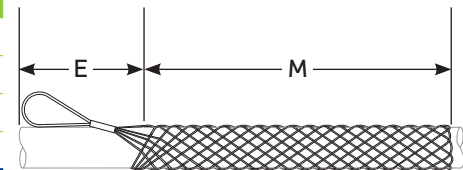
Offset Eye, Single Weave, Galvanized Steel

Catalog No.	Cable Dia. Range (Approx. in.)	Break Strength* (Approx. lbs.)	Eye Length 'E' (Approx. in.)	Mesh Length 'M' (Approx. in.)
L8671-100	0.75"-1.0"	5,600 lbs	9.0"	18.0"



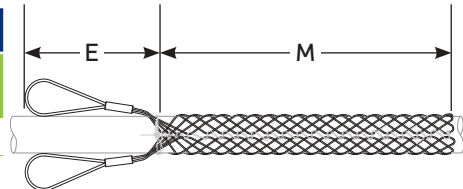
Offset Eye, Double Weave, Galvanized Steel

Catalog No.	Cable Dia. Range (Approx. in.)	Break Strength* (Approx. lbs.)	Eye Length 'E' (Approx. in.)	Mesh Length 'M' (Approx. in.)
L8672-100	1.0"-1.50"	7,837 lbs	9.0"	17.0"
L8675-100	1.5"-2.0"	11,200 lbs	11.5"	19.5"
L8678-100	2.5"-3.5"	13,440 lbs	13.0"	21.5"
L8679-100	3.5"-4.5"	15,680 lbs	12.0"	27.5"



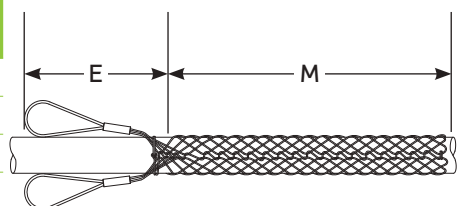
Lace Up, Double Eye, Single Weave, Galvanized Steel

Catalog No.	Cable Dia. Range (Approx. in.)	Break Strength* (Approx. lbs.)	Eye Length 'E' (Approx. in.)	Mesh Length 'M' (Approx. in.)
L8712-100	0.5"-0.75"	2,240 lbs	3.94"	17.0"
L8714-100	1.00"-1.50"	7,840 lbs	3.7"	15.0"



Lace Up, Double Eye, Double Weave, Galvanized Steel

Catalog No.	Cable Dia. Range (Approx. in.)	Break Strength* (Approx. lbs.)	Eye Length 'E' (Approx. in.)	Mesh Length 'M' (Approx. in.)
L8713-100	0.75"-1.0"	5,600 lbs	3.94"	14.5"
L8718-100	2.0"-2.5"	11,200 lbs	4.3"	24.0"
L8721-100	2.50"-3.50"	13,440 lbs	4.3"	21.5"
L8722-100	3.50"-4.5"	15,680 lbs	4.3"	28.0"



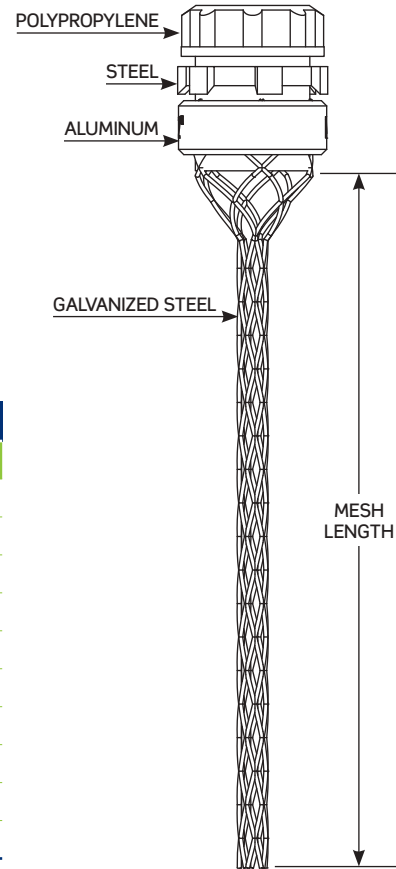

*To determine workload safety factor, divide approximate Break Strength by 5

Strain Relief Grips

Dust Tight | Deluxe Cord Grips

Description

- For connecting cords or cable to electrical enclosures and equipment, preventing pullout due to tension and limit the arc of bend at the point of entry; strain is distributed over the length of mesh rather than concentrated at one point or transferred to the internal termination.



INSULATED DUST TIGHT GRIPS

Recommended for use in the wiring of enclosures, power boxes, machine tools, and power centers.

Single Weave, Galvanized Steel Mesh, Aluminum Cord Grips			
Catalog No.	Cable Dia. Range (in.)	NPT Size (in.)	Mesh Length (in.)
L7501-100	0.22"-0.32"	1/2"	5.0"
L7502-100	0.30"-0.43"	1/2"	4.5"
L7503-100	0.40"-0.54"	1/2"	6.0"
L7504-100	0.52"-0.73"	3/4"	6.5"
L7505-100	0.70"-0.97"	1.0"	9.0"
L7506-100	0.94"-1.25"	1.25"	11.0"
L7507-100	1.20"-1.50"	1.5"	12.0"
L7508-100	1.40"-1.75"	2.0"	13.5"
L7509-100	1.62"-2.00"	2.5"	14.0"
L7511-100	2.00"-2.45"	2.5"	16.5"

DELUXE CORD GRIPS

- For indoor or outdoor use where moisture may be present in the wiring of pendant stations, processing equipment, hand tools, and extension cord sets
- Suitable for use in hazardous locations per Class I, Div. 2; Class II, Div. 1 and 2; and Class III, Div. 1 and 2, and for use in wet locations as long as a listed sealing ring is used between the box and the fitting (sealing ring not included)

Straight Deluxe Cord Grips

Multi-Weave (Single/Double), Stainless Steel Mesh, Aluminum Cord Grips			
Catalog No.	Cable Dia. Range (in.)	NPT Size (in.)	Mesh Length (in.)
L7701-100	0.25"-0.31"	3/8"	3.0"
L7703-100	0.31"-0.38"	3/8"	3.5"
L7704-100	0.38"-0.44"	3/8"	4.0"
L7705-100	0.19"-0.25"	1/2"	5.0"
L7706-100	0.25"-0.38"	1/2"	4.5"
L7707-100	0.38"-0.50"	1/2"	6.0"
L7708-100	0.50"-0.63"	1/2"	6.0"
L7709-100	0.63"-0.75"	1/2"	8.0"
L7711-100	0.25"-0.38"	3/4"	4.5"
L7712-100	0.38"-0.50"	3/4"	6.0"
L7700-100	0.50"-0.63"	3/4"	6.0"



STRAIN RELIEF GRIPS

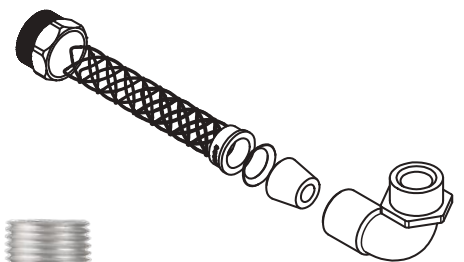
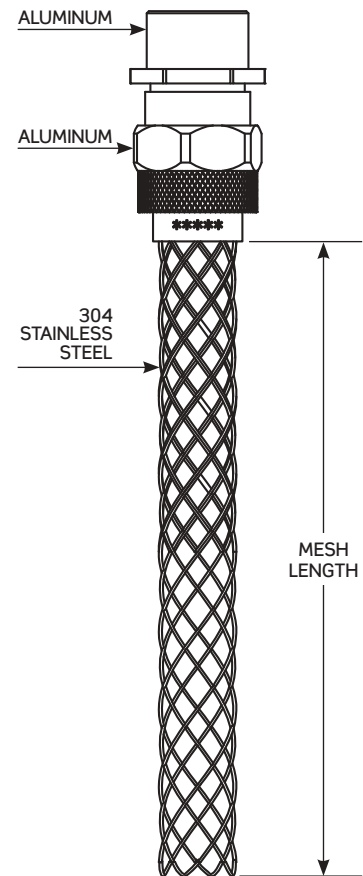
ORDERING INFORMATION CONTINUES ON THE PAGE THAT FOLLOWS >>

Strain Relief Grips

Deluxe Cord Grip

Straight Deluxe Cord Grips (Continued)

Multi-Weave (Single/Double), Stainless Steel Mesh, Aluminum Cord Grips			
Catalog No.	Cable Dia. Range (in.)	NPT Size (in.)	Mesh Length (in.)
L7713-100	0.63"-0.75"	3/4"	8.0"
L7714-100	0.75"-0.88"	3/4"	7.5"
L7715-100	0.44"-0.56"	1.0"	6.0"
L7716-100	0.56"-0.69"	1.0"	7.0"
L7717-100	0.63"-0.75"	1.0"	8.0"
L7718-100	0.75"-0.88"	1.0"	7.5"
L7719-100	0.88"-1.00"	1.0"	8.0"
L7721-100	1.00"-1.13"	1.0"	9.5"
L7722-100	1.13"-1.25"	1.0"	10.0"
L7723-100	0.75"-0.88"	1.25"	9.50"
L7724-100	0.88"-1.00"	1.25"	8.00"
L7725-100	1.00"-1.13"	1.25"	9.50"
L7726-100	1.13"-1.25"	1.25"	10.00"
L7727-100	1.25"-1.38"	1.25"	11.00"
L7729-100	0.88"-1.00"	1.5"	8.00"
L7731-100	1.00"-1.13"	1.5"	9.00"
L7732-100	1.13"-1.25"	1.5"	9.50"
L7733-100	1.25"-1.38"	1.5"	11.00"
L8011-100	1.31"-1.44"	1.5"	11.00"
L7770-100	1.44"-1.56"	1.5"	13.50"
L7750-100	1.56"-1.69"	1.5"	15.00"
L7760-100	1.69"-1.81"	1.5"	15.50"
L7734-100	1.25"-1.38"	2.0"	11.5"
L7736-100	1.56"-1.69"	2.0"	15.0"
L7737-100	1.69"-1.81"	2.0"	15.5"
L7730-100	2.19"-2.31"	2.0"	16.5"
L7739-100	1.69"-1.81"	2.5"	14.5"
L7742-100	1.94"-2.06"	2.5"	16.5"
L7743-100	2.06"-2.19"	2.5"	16.0"
L7744-100	2.19"-2.31"	2.5"	16.5"
L7745-100	1.69"-1.81"	3.0"	14.5"
L7746-100	1.81"-1.94"	3.0"	15.0"
L7747-100	1.94"-2.06"	3.0"	16.5"
L7748-100	2.06"-2.19"	3.0"	16.0"
L7751-100	2.31"-2.44"	3.0"	17.0"
L7752-100	2.44"-2.63"	3.0"	18.0"
L7754-100	2.81"-3.00"	3.0"	18.5"
L7755-100	3.00"-3.25"	3.0"	20.0"



90-Degree Deluxe Cord Grips

Multi-Weave (Single/Double), Stainless Steel Mesh, Aluminum Cord Grips			
Catalog No.	Cable Dia. Range (in.)	NPT Size (in.)	Mesh Length (in.)
L7763-100	0.38"-0.50"	1/2"	6.0"
L7764-100	0.50"-0.63"	1/2"	6.0"
L7767-100	0.50"-0.63"	3/4"	6.0"
L7768-100	0.63"-0.75"	3/4"	8.0"

* These items are UL only | † This item has no agency listing

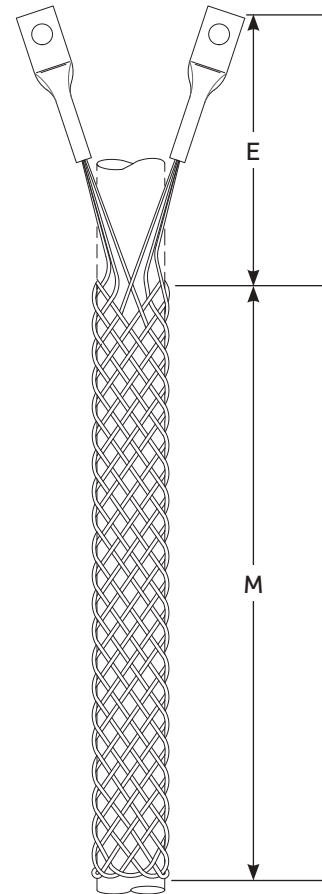
Strain Relief Grips

Wiring Device I-Grips

I-GRIPS

Provide additional strain relief for plugs and connectors used on portable equipment in commercial and institutional applications, and industrial plant and construction site areas which incur abnormally high abuse.

Single Weave, Double Eye, Galvanized Steel Mesh, Aluminum Connector			
Catalog No.	Cable Dia. Range (in.)	Eye Length 'E' (Approx. in.)	Mesh Length 'M' (Approx. in.)
L8001-100	0.30"-0.43"	2.5"	4.5"
L8002-100	0.41"-0.56"	2.0"	5.0"
L8003-100	0.53"-0.73"	1.0"	7.0"
L8004-100	0.70"-0.85"	2.0"	8.0"
L8005-100	0.82"-1.00"	2.0"	8.5"
L8006-100	0.96"-1.25"	1.5"	12.0"




STRAIN RELIEF GRIPS

Support Grips

Selection Guide

Description

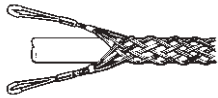
- Designed to hold the weight of cable on vertical or sloping runs
- May be used indoors or outdoors to support electrical and fiber optic cable, metal rods and tubing



Single "U" Eye

Single "U" Eye

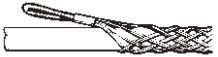
For use when cable is **vertical** and for applications where cable bends or where a **single attachment point** is more advantageous for positioning.



Double "U" Eye

Double "U" Eye

For use when cable is **vertical** and extends through the grip without bending, or where **two attachments points** are more advantageous for positioning.



Offset Eye

Offset Eye

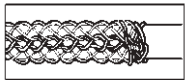

Similar to single eye applications, but for use when offset positioning is required in **horizontal applications**.



Locking (Universal) Eye

Locking (Universal) Eye

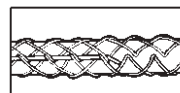
Adjustable and self-locking, this attachment fits around a beam, pipe or other continuous **structural object**. The eye wraps around the object and is securely anchored in the bar.



Split Lace

Split Lace

Utilized when the end of the cable cannot be feasibly accessed and the support grip is intended for permanent installation.

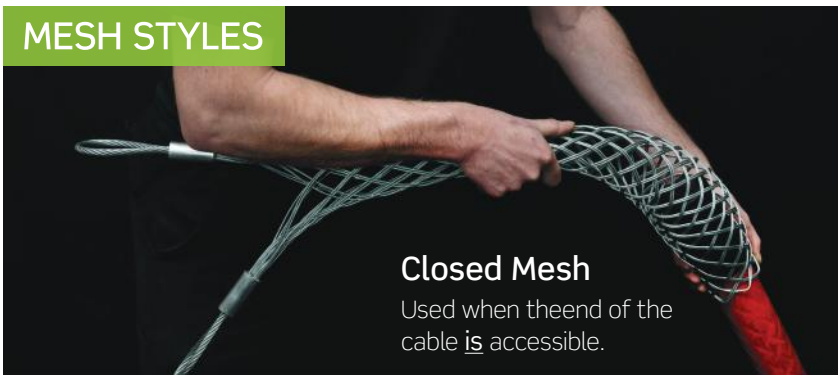


Split Rod

Split Rod

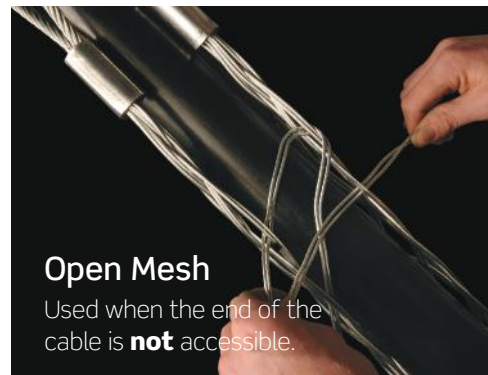
Utilized when the end of the cable cannot be feasibly accessed and the installation is temporary.

MESH STYLES



Closed Mesh

Used when the end of the cable **is** accessible.



Open Mesh

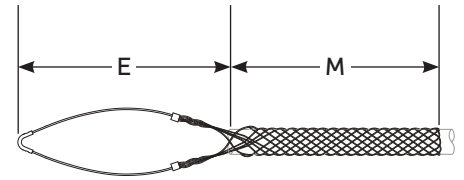
Used when the end of the cable is **not** accessible.


Support Grips

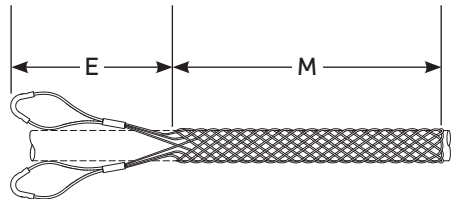
Standard Closed Mesh


STANDARD CLOSED MESH

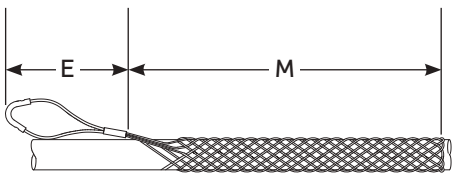
Single Eye, Single Weave, Stainless Steel 				
Catalog No.	Cable Dia. Range (Approx. in.)	Break Strength* (Approx. lbs.)	Eye Length 'E' (Approx. in.)	Mesh Length 'M' (Approx. in.)
L9501-100	0.50"-0.63"	567 lbs	7.5"	10.00"
L9503-100	0.75"-1.00"	1,040 lbs	8.0"	13.50"
L9504-100	1.00"-1.25"	1,700 lbs	9.5"	13.50"
L9505-100	1.25"-1.50"	1,700 lbs	9.5"	15.00"
L9506-100	1.50"-1.75"	1,700 lbs	10.5"	17.50"
L9507-100	1.75"-2.00"	2,300 lbs	12.0"	19.50"
L9508-100	2.00"-2.50"	3,400 lbs	14.5"	22.50"
L9509-100	2.50"-3.00"	3,400 lbs	17.0"	25.00"
L9511-100	3.00"-3.50"	5,000 lbs	15.5"	29.00"
L9512-100	3.50"-4.00"	5,000 lbs	20.0"	34.50"




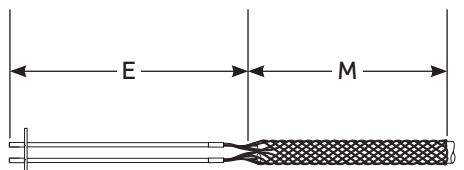
Double Eye, Single Weave, Stainless Steel 				
Catalog No.	Cable Dia. Range (Approx. in.)	Break Strength* (Approx. lbs.)	Eye Length 'E' (Approx. in.)	Mesh Length 'M' (Approx. in.)
L9515-100	0.50"-0.63"	512 lbs	6.5"	10"
L9516-100	0.63"-0.75"	740 lbs	6.0"	10.5"
L9517-100	0.75"-1.00"	1,000 lbs	6.0"	13.5"
L9518-100	1.00"-1.25"	1,540 lbs	7.5"	13.5"
L9521-100	1.50"-1.75"	2,010 lbs	8.0"	17.5"
L9523-100	1.75"-2.00"	2,300 lbs	8.5"	19.5"
L9524-100	2.00"-2.50"	3,230 lbs	9.5"	22.5"



Offset Eye, Single Weave, Stainless Steel 				
Catalog No.	Cable Dia. Range (Approx. in.)	Break Strength* (Approx. lbs.)	Eye Length 'E' (Approx. in.)	Mesh Length 'M' (Approx. in.)
L9531-100	0.50"-0.63"	512 lbs	4.0"	12.0"
L9532-100	0.63"-0.75"	740 lbs	4.5"	12.0"
L9533-100	0.75"-1.00"	1,000 lbs	4.5"	15.5"
L9534-100	1.00"-1.25"	1,540 lbs	5.0"	16.5"
L9536-100	1.50"-1.75"	2,010 lbs	6.0"	21.5"
L9537-100	1.75"-2.00"	2,010 lbs	6.5"	24.5"



Universal Eye, Single Weave, Stainless Steel 				
Catalog No.	Cable Dia. Range (Approx. in.)	Break Strength* (Approx. lbs.)	Eye Length 'E' (Approx. in.)	Mesh Length 'M' (Approx. in.)
L9551-100	0.50"-0.63"	530 lbs	19.5"	10.0"
L9552-100	0.63"-0.75"	790 lbs	18.5"	10.5"
L9553-100	0.75"-1.00"	1,020 lbs	19.5"	13.5"
L9554-100	1.00"-1.25"	1,610 lbs	20.0"	13.5"



SUPPORT GRIPS

*To determine workload safety factor, divide approximate Break Strength by 10

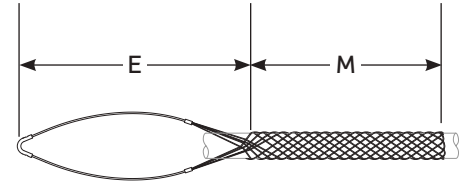
Support Grips

Heavy Duty, Closed Mesh | Standard Split Lace

CLOSED MESH

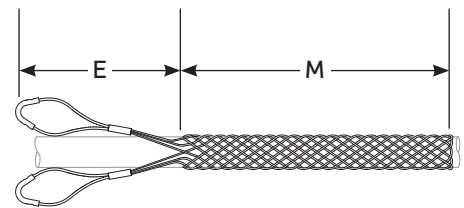
Single Eye, Heavy Duty, Single Weave, Stainless Steel

Catalog No.	Cable Dia. Range (Approx. in.)	Break Strength* (Approx. lbs.)	Eye Length 'E' (Approx. in.)	Mesh Length 'M' (Approx. in.)
L9701-100	0.75"-1.00"	2,081 lbs	8.5"	13.5"
L9702-100	1.00"-1.25"	2,681 lbs	13.0"	15.0"
L9703-100	1.25"-1.50"	4,490 lbs	13.5"	17.5"
L9704-100	1.50"-1.75"	4,490 lbs	15.0"	19.5"



Double Eye, Heavy Duty, Single Weave, Stainless Steel


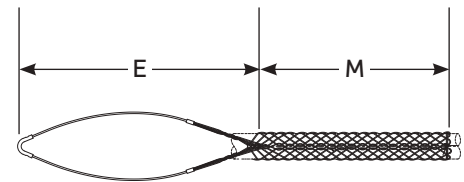
Catalog No.	Cable Dia. Range (Approx. in.)	Break Strength* (Approx. lbs.)	Eye Length 'E' (Approx. in.)	Mesh Length 'M' (Approx. in.)
L9711-100	0.75"-1.00"	2,080 lbs	7.0"	13.5"
L9714-100	1.75"-2.00"	5,000 lbs	9.0"	29.0"
L9715-100	2.00"-2.50"	8,940 lbs	9.0"	28.0"
L9719-100	4.00"-4.50"	12,000 lbs	17.0"	42.5"



STANDARD SPLIT LACE

Single Eye, Lace Up, Single Weave, Stainless Steel

Catalog No.	Cable Dia. Range (Approx. in.)	Break Strength* (Approx. lbs.)	Eye Length 'E' (Approx. in.)	Mesh Length 'M' (Approx. in.)
L9571-100	0.50"-0.63"	530 lbs	7.0"	10"
L9573-100	0.75"-1.00"	1,020 lbs	9.0"	13"
L9574-100	1.00"-1.25"	1,610 lbs	9.5"	13.5"
L9575-100	1.25"-1.50"	1,610 lbs	10.0"	15"
L9576-100	1.50"-1.75"	1,610 lbs	12.0"	17"
L9577-100	1.75"-2.00"	2,150 lbs	12.0"	19.5"
L9578-100	2.00"-2.50"	3,260 lbs	15.0"	21"



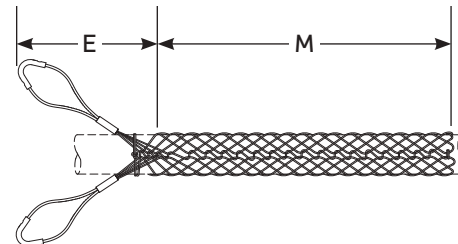
*To determine workload safety factor, divide approximate Break Strength by 10

Support Grips


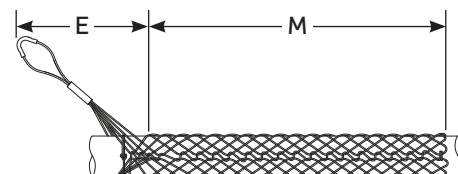
Standard Split Lace, Single Weave | Heavy Duty Split Lace

STANDARD SPLIT LACE

Double Eye, Lace Up, Single Weave, Stainless Steel				
Catalog No.	Cable Dia. Range (Approx. in.)	Break Strength* (Approx. lbs.)	Eye Length 'E' (Approx. in.)	Mesh Length 'M' (Approx. in.)
L9585-100	0.50"-0.63"	530 lbs	4.0"	10"
L9591-100	1.50"-1.75"	1,610 lbs	5.0"	17"
L9592-100	1.75"-2.00"	2,150 lbs	6.0"	19"
L9593-100	2.00"-2.50"	3,260 lbs	6.0"	21"
L9595-100	3.00"-3.50"	4,900 lbs	8.0"	25"
L9596-100	3.50"-4.00"	4,900 lbs	8.0"	27"

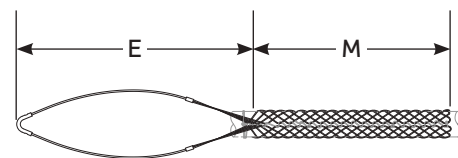


Offset Eye, Lace Up, Single Weave, Stainless Steel				
Catalog No.	Cable Dia. Range (Approx. in.)	Break Strength* (Approx. lbs.)	Eye Length 'E' (Approx. in.)	Mesh Length 'M' (Approx. in.)
L9603-100	0.75"-1.00"	950 lbs	5.5"	13.0"
L9604-100	1.00"-1.25"	1,500 lbs	6.5"	14.0"
L9605-100	1.25"-1.50"	1,500 lbs	7.5"	15.0"
L9608-100	2.00"-2.50"	2,150 lbs	13.0"	22.5"

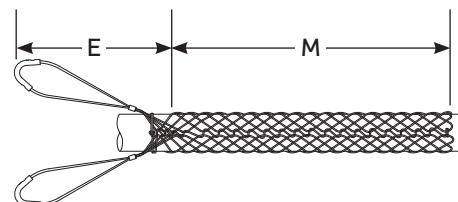


HEAVY DUTY SPLIT LACE

Single Eye, Heavy Duty, Lace Up, Single Weave, Stainless Steel				
Catalog No.	Cable Dia. Range (Approx. in.)	Break Strength* (Approx. lbs.)	Eye Length 'E' (Approx. in.)	Mesh Length 'M' (Approx. in.)
L9723-100	1.00"-1.25"	2,670 lbs	13.5"	13.5"
L9724-100	1.25"-1.50"	4,490 lbs	13.0"	15.5"



Double Eye, Heavy Duty, Lace Up, Single Weave, Stainless Steel				
Catalog No.	Cable Dia. Range (Approx. in.)	Break Strength* (Approx. lbs.)	Eye Length 'E' (Approx. in.)	Mesh Length 'M' (Approx. in.)
L9731-100	0.75"-1.00"	2,080lbs	9.0"	13.0"
L9737-100	3.00"-3.50"	13,420lbs	15.0"	28.5"

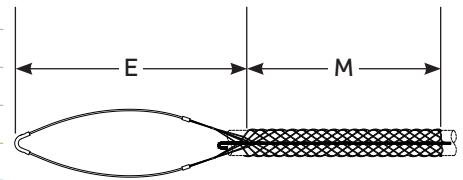


*To determine workload safety factor, divide approximate Break Strength by 10

Support Grips

Standard Split Rod

STANDARD SPLIT ROD

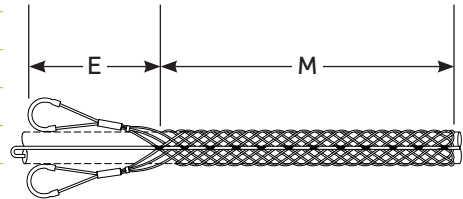


Single Eye, Rod Closing, Single Weave, Stainless Steel

Catalog No.	Cable Dia. Range (Approx. in.)	Break Strength* (Approx. lbs.)	Eye Length 'E' (Approx. in.)	Mesh Length 'M' (Approx. in.)
L9632-100	0.63"-0.75"	890 lbs	8.0"	10"
L9633-100	0.75"-1.00"	1,040 lbs	8.0"	13"
L9634-100	1.00"-1.25"	1,700 lbs	9.0"	13.5"
L9635-100	1.25"-1.50"	1,700 lbs	10.0"	15"
L9636-100	1.50"-1.75"	2,300 lbs	12.0"	16.5"
L9637-100	1.75"-2.00"	3,400 lbs	14.0"	20"
L9638-100	2.00"-2.50"	3,400 lbs	16.0"	21"
L9639-100	2.50"-3.00"	5,000 lbs	18.0"	24"
L9641-100	3.00"-3.50"	5,000 lbs	21.0"	26"

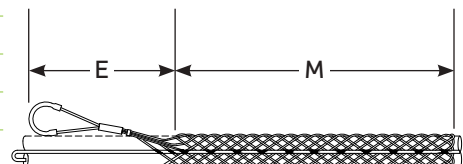
Double Eye, Single Weave, Split Mesh, Rod Closing, Stainless Steel

Catalog No.	Cable Dia. Range (Approx. in.)	Break Strength* (Approx. lbs.)	Eye Length 'E' (Approx. in.)	Mesh Length 'M' (Approx. in.)
L9651-100	0.50"-0.63"	790 lbs	4.0"	8.5"
L9652-100	0.63"-0.75"	790 lbs	4.0"	8.5"
L9653-100	0.75"-1.0"	1,020 lbs	4.0"	10.5"
L9654-100	1.0"-1.25"	1,610 lbs	5.0"	12.5"
L9655-100	1.25"-1.50"	1,610 lbs	5.0"	14.5"
L9656-100	1.50"-1.75"	1,610 lbs	5.0"	15.5"
L9658-100	2.0"-2.50"	3,260 lbs	6.0"	19.5"
L9659-100	2.50"-3.0"	3,260 lbs	6.0"	21.5"
L9661-100	3.0"-3.50"	5,750 lbs	8.0"	23.5"



Offset Eye, Rod Closing, Single Weave, Stainless Steel

Catalog No.	Cable Dia. Range (Approx. in.)	Break Strength* (Approx. lbs.)	Eye Length 'E' (Approx. in.)	Mesh Length 'M' (Approx. in.)
L9671-100	0.50"-0.63"	500 lbs	4.0"	7.0"
L9672-100	0.63"-0.75"	750 lbs	4.0"	9.0"
L9673-100	0.75"-1.00"	950 lbs	4.0"	10.0"
L9674-100	1.00"-1.25"	1,500 lbs	5.0"	12.0"
L9675-100	1.25"-1.50"	1,500 lbs	5.0"	14.0"
L9677-100	1.75"-2.00"	2,000 lbs	6.0"	16.0"
L9678-100	2.00"-2.50"	3,100 lbs	9.0"	19.0"
L9679-100	2.50"-3.00"	3,100 lbs	9.0"	20.0"
L9681-100	3.00"-3.50"	4,300 lbs	11.0"	21.0"



*To determine workload safety factor, divide approximate Break Strength by 10

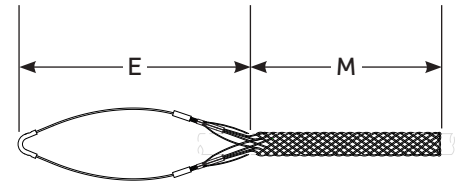
Support Grips

Bus Drop | Bus-Drop Accessories | Fiber Optic Grips

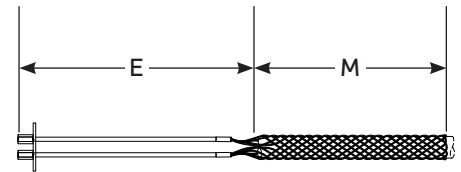
BUS-DROP

Used as cable support, they relieve any direct tension from the critical connection and absorb vibration and flexing

Service Drop, Single Eye, Single Weave, Galvanized Steel 				
Catalog No.	Cable Dia. Range (Approx. in.)	Break Strength* (Approx. lbs.)	Eye Length 'E' (Approx. in.)	Mesh Length 'M' (Approx. in.)
L7981-100	0.22"-0.32"	1,100 lbs	8.5"	5.5"
L7982-100	0.30"-0.43"	1,100 lbs	8.5"	5.5"
L7983-100	0.41"-0.56"	1,100 lbs	8.5"	6.0"
L7984-100	0.53"-0.73"	1,100 lbs	8.5"	6.0"
L7985-100	0.70"-0.85"	1,900 lbs	9.0"	8.0"
L7986-100	0.82"-1.00"	1,900 lbs	9.0"	8.0"
L7987-100	0.96"-1.25"	1,900 lbs	8.5"	9.5"



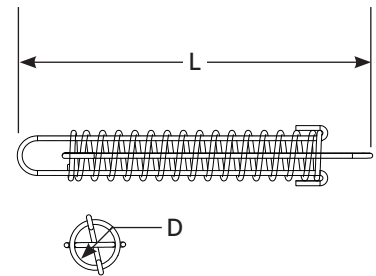
Service Drop, Locking Eye, Single Weave, Galvanized Steel				
Catalog No.	Cable Dia. Range (Approx. in.)	Break Strength* (Approx. lbs.)	Eye Length 'E' (Approx. in.)	Mesh Length 'M' (Approx. in.)
L7993-100	0.53"-0.73"	1,100 lbs	15.5"	5.0"
L7994-100	0.70"-0.85"	1,900 lbs	16.5"	6.5"



BUS-DROP ACCESSORIES


Safety springs are used with bus-drop grips to relieve sudden strains on the cable system. To use with support grips, disassemble drawbar from coil, place through the eye, and replace the drawbar.

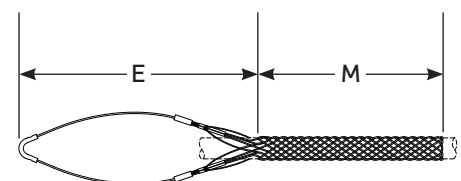
Safety Springs				
Catalog No.	Work Load (lbs.)	Break Load* (Approx. lbs.)	Diameter 'D' (Approx. in.)	Spring Length 'L' (Approx. in.)
L7997-100	40 lbs	500 lbs	0.75"	8.25"
L7998-100	80 lbs	850 lbs	1.00"	8.25"



FIBER OPTIC GRIPS

Designed to wrap securely around fiber optic cable without damaging it, they are designed to reduce stress on cable in vertical, sloping, or horizontal positions.

Single Eye, Closed Mesh, Galvanized Steel 				
Catalog No.	Cable Dia. Range (Approx. in.)	Break Strength* (Approx. lbs.)	Eye Length 'E' (Approx. in.)	Mesh Length 'M' (Approx. in.)
L8808-100	0.22"-0.32"	350lbs	4.0"	4.0"
L8811-100	0.30"-0.43"	550lbs	4.5"	4.0"
L8812-100	0.41"-0.56"	1,000lbs	6.0"	5.0"
L8813-100	0.53"-0.73"	1,400lbs	6.0"	6.0"
L8814-100	0.70"-0.85"	1,500lbs	6.5"	6.5"



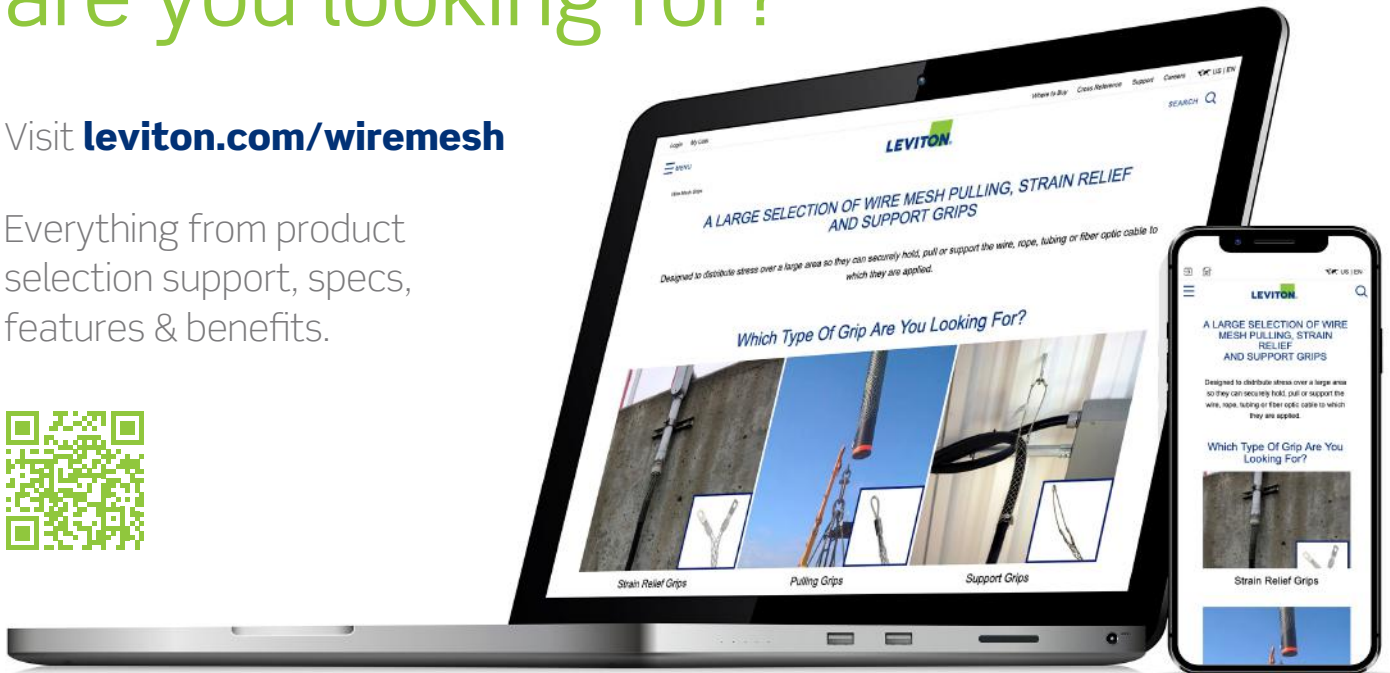
SUPPORT GRIPS

*To determine workload safety factor, divide approximate Break Strength by 10

Which type of grip are you looking for?

Visit [leviton.com/wiremesh](https://www.leviton.com/wiremesh)

Everything from product selection support, specs, features & benefits.



Leviton Manufacturing Co., Inc.

201 N Service Rd, Melville, NY 11747

Telephone: 1-800-323-8920 • FAX: 1-800-832-9538

Tech Line (Monday – Friday 8am to 10pm, Saturday 9am to 7pm, Sunday 9am to 5pm - E.S.T.): 1-800-824-3005

Visit our Website at: www.leviton.com/wiremesh email: industrial@leviton.com

© 2024 Leviton Manufacturing Co., Inc. All rights reserved. Specifications subject to change without notice.

Q-1018D