

Table of Contents

Clear Cold Shrink D-2
 Type CCSC, Silicone Rubber

Black Cold Shrink D-3
 Type BCSC, Silicone Rubber

Cold Seal Splice Kits..... D-4
 Type CSB, Low-Voltage Conductor
 Type CSJ, with mastic seal

Types CSEC Cold Shrink End Caps
 D-5

Types BCSE Black Cold Shrink EPDM
 D-6

Overview Cold Shrink Terminal
 D-7

Medium Voltage Cold Shrink Kits
 Type CSGO..... D-8
 Type CSUDO-J..... D-9
 Type CS3CO-B..... D-10
 Type CS3CI-J..... D-11

Medium Voltage Cold Shrink Accessories
 Type BCFS..... D-12
 Type BMESH..... D-12
 Type BRAID-GA..... D-12
 Type 290-SEALANTS..... D-13
 Type CS-TAPE..... D-13
 Type BCPK..... D-14
 Type BCFGK..... D-14

Thin Wall Heat Shrink Tubing
 Type HS-T-PF, 6" Lengths..... D-15
 Type HS-T-PF, 4' Reels..... D-16
 Type HS-T-PF, 25' Reels..... D-17
 TYPE HS-TP..... D-18
 6-Inch Lengths
 TYPE HSTP-6IPK25..... D-22
 4-Foot Lengths
 TYPE HSTP-4FPK-EA..... D-28
 Reels (Colored by Chart)
 TYPE HSTP-FRL..... D-32


Heavy Wall Heat Shrink Tubing
 Type HS-H-PF..... D-34

Clear VISI-SHRINK™ Heat Shrink Tubing
 Type HSC-FR..... D-35

Thin Wall Heat Shrink Tubing,
 Flame Retardant
 Type HS-FR..... D-36

Heavy Wall Heat Shrinkable End Caps
 Flame Retardant
 Type HSIC-FR..... D-37

Heat Gun
 Type BHSG1100..... D-38




Most frequently ordered catalog numbers are highlighted in BLUE

TYPE CCSC

Clear Cold Shrink

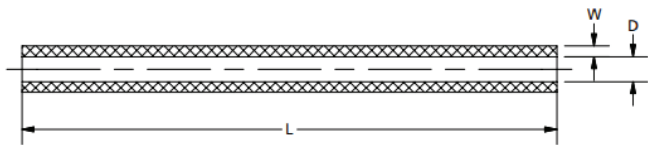
Material: Silicone Rubber



Clear Cold Shrink tubing provides a clear way to inspect connections after installation. The clear cold shrink tubing allows inspectors to verify die index embossments on compression connections. No installation tools required. Installs quickly and easily. Operating temperature range: -40°C to 105°C.

Features and Benefits

- Length of tube is consistent before and after application
- Clear shrink tube for inspection purposes
 - Verify BURNDY die embossment
 - Verify correct number of crimps
 - Verify location of crimps
 - Verify proper strip length with no wire exposed
- Rip and Grip! Does not require heat gun or any installation tools
- Passes TELCORDIA GR-347-CORE Abrasion and Cut Test up to 750 kmil
- cULus insulating cover for wire connectors tested in accordance to UL 486A/B
- Passes UL 746C Glow Wire Test
- Ripcord is recyclable



AFTER SHRUNK

Clear Cold Shrink Catalog Number	ID Before Shrink	Jacket O.D. Range	W	D	Cold Shrink Tube Length
CCSC110600	1.10	0.39" - 0.80"	.12	.28	5.91
CCSC110800	1.10	0.39" - 0.80"	.12	.28	7.99
CCSC146600	1.46	0.70" - 1.05"	.10	.63	5.91
CCSC146900	1.46	0.70" - 1.05"	.10	.63	9.02
CCSC200600	2.09	0.90" - 1.28"	.12	.75	5.91
CCSC200900	2.09	0.90" - 1.28"	.12	.75	9.02
CCSC2001200	2.09	0.90" - 1.28"	.12	.75	12.01
CCSC25600	2.56	1.22" - 2.01"	.12	1.10	5.91
CCSC25900	2.56	1.22" - 2.01"	.12	1.10	9.02
CCSC251200	2.56	1.22" - 2.01"	.12	1.10	12.01



Inspectability to verify correct tool/die combination

TYPE BCSC

Black Cold Shrink

Material: Silicone Rubber

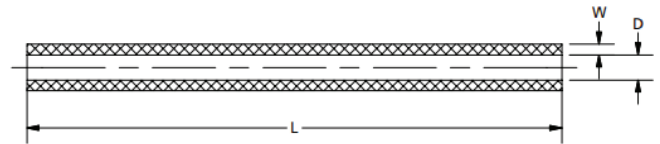


Cold applied shrink products are made of specially formulated silicone rubber and offer excellent insulation and moisture sealing for in-line cable connector systems. The rubber sleeves are factory expanded over a removeable, plastic rip cord housing. Installs quickly and easily. Operating temperature range: -40°C to 105°C



Features and Benefits

- Length of tube is consistent before and after application
- Easy safe installation
- Suitable for a wide range of cable sizes
- UV resistance, thermal stability
- No special tools or training required
- Forms a moisture proof seal
- Superior, time-saving insulation technology
- Indoor and Outdoor applications
- Rip and Grip Does not require heat gun or any installation tools
- Passes TELCORDIA GR-347-CORE Abrasion and Cut Test up to 750 kcmil
- cULus insulating cover for wire connectors tested in accordance to UL 486/B
- Passes UL 746C Glow Wire test
- Ripcord is recyclable



AFTER SHRUNK

Black Cold Shrink Catalog Number	ID Before Shrink	Jacket O.D. Range	W	D	Cold Shrink Tube Length
BCSC110600	1.10	0.39" - 0.80"	.12	.28	5.91
BCSC110800	1.10	0.39" - 0.80"	.12	.28	7.99
BCSC146600	1.46	0.70" - 1.05"	.10	.63	5.91
BCSC146900	1.46	0.70" - 1.05"	.10	.63	9.02
BCSC200600	2.09	0.90" - 1.28"	.12	.75	5.91
BCSC200900	2.09	0.90" - 1.28"	.12	.75	9.02
BCSC2001200	2.09	0.90" - 1.28"	.12	.75	12.01
BCSC256600	2.56	1.22" - 2.01"	.12	1.10	5.91
BCSC256900	2.56	1.22" - 2.01"	.12	1.10	9.02
BCSC2561200	2.56	1.22" - 2.01"	.12	1.10	12.01

TYPES CSB, CSJ

Cold Seal Splice Kits

These cold applied splice sealing products are made of specially formulated silicone rubber and offer excellent insulation and moisture proof sealing for in-line cable connector systems or elbow to cable jacket applications. The rubber sleeves are factory expanded and held over a removable, plastic rip core housing. Installs quickly and easily. Type CSJ also includes a mastic seal. Operating temperature range: -40°C to 105°C. Meets ANSI C119.1-1986.

Features and Benefits

- Easy, safe installation
- Suitable for a wide range of cable sizes
- UV resistance, thermal stability
- No special tools or training required
- Forms a moisture proof seal
- Superior, time-saving insulation technology
- Indoor and outdoor applications



In-Line Splice Sealing Kits Type CSB - Low Voltage conductor only

Catalog Number	Conductor Range	Application Range (min-max diameter)	Supplied Tube Length	Relaxed Tube Length
CSB037800SR1	#2 - 1/0	0.37" - 0.84"	6.50"	8.00"
CSB051900SR1	2/0 - 400	0.51" - 1.18"	7.50"	9.00"
CSB097900SR1	500 - 800	0.97" - 1.95"	7.50"	9.00"
CSB0971200SR1	500 - 800	0.97" - 1.95"	10.50"	12.00"
CSB125900SR1	900 - 1000	1.25" - 2.65"	7.50"	9.00"
CSB163900SR1	1250 - 2000	1.63" - 3.67"	7.50"	9.00"

Cable Jacket Sealing Kits Type CSJ (includes mastic seal)

Catalog Number	Application Range (min-max diameter)	Supplied Tube Length	Relaxed Tube Length
CSJB097600SR1	0.97" - 1.95"	4.50"	6.00"
CSJB125800SR1	1.25" - 2.65"	6.50"	8.00"
CSJB163900SR1	1.63" - 3.67"	7.50"	9.00"

Types CSEC

Cold Shrink End Caps

These cold applied end cap sealing products are made of specially formulated EPDM Rubber (Ethylene Propylene Diene Monomer) providing excellent moisture, acids, alkalis and weather resistance. End Caps provide a constant pressure on the conductor to contract and expand as needed along with the cable. The rubber end caps are factory expanded and applied over a removable plastic rip core housing. Installs quickly and easily with no tools needed. Operating temperature range: -40°C to 105°C.



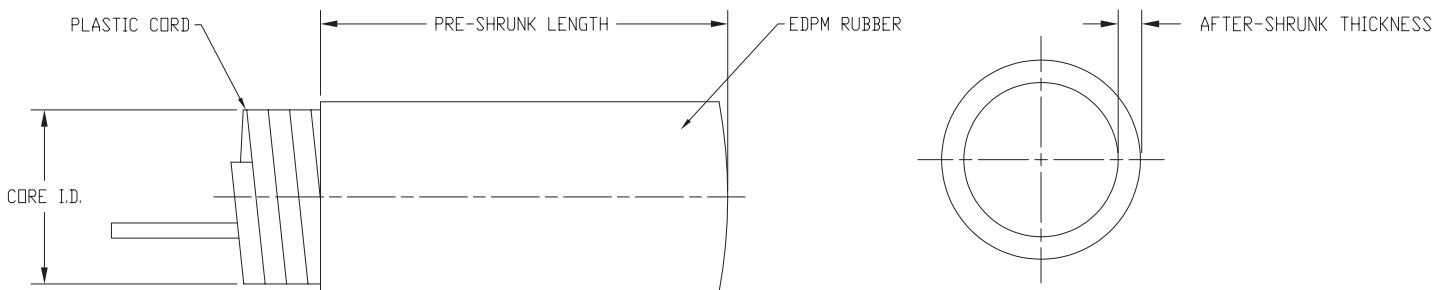
Features and Benefits

- Easy, safe installation
- Resists abrasive conditions
- Suitable for a wide range of cable sizes
- UV Resistance, thermal stability
- No special tools or training required
- Water resistant
- No heat or torches required
- Superior, time-saving insulation technology
- Resists acids and alkalis
- Indoor and Outdoor applications
- No training required for installation
- Easily removed with a utility knife

Cold shrink end caps type CSEC

Catalog Number	Cord ID	Application Range (min-max diameter)	Pre-Shrunk Length	After-Shrunk Thickness	UOM	Qty Per Bag
CSEC1	0.98"	0.46" [11.6] - 0.82" [20.9]	2.08" [52.8]	.098"	EA	6
CSEC2	1.38"	0.63" [15.9] - 1.18" [30.1]	2.50" [63.5]	.118"	EA	6
CSEC3	2.17"	1.02" [26.0] - 1.94" [49.2]	2.25" [57.2]	.138"	EA	3
CSEC4	3.54"	1.79" [45.5] - 3.32" [84.3]	2.50" [63.5]	.138"	EA	3

*Products must be ordered in multiples of package qty.



Shrink Tubing

Black Cold Shrink EPDM
Material: EPDM Rubber

TYPE BCSE

Black Cold Shrink EPDM

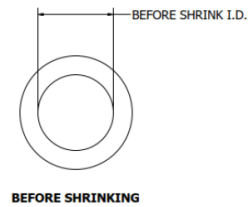
Material: EPDM Rubber



Cold applied shrink products are made of specially formulated EPDM rubber and offer excellent insulation and moisture sealing for in-line cable connector systems. The rubber sleeves are factory expanded over a removeable, plastic rip cord housing. Installs quickly and easily. Operating temperature range: -55°C to 105°C

Features and Benefits

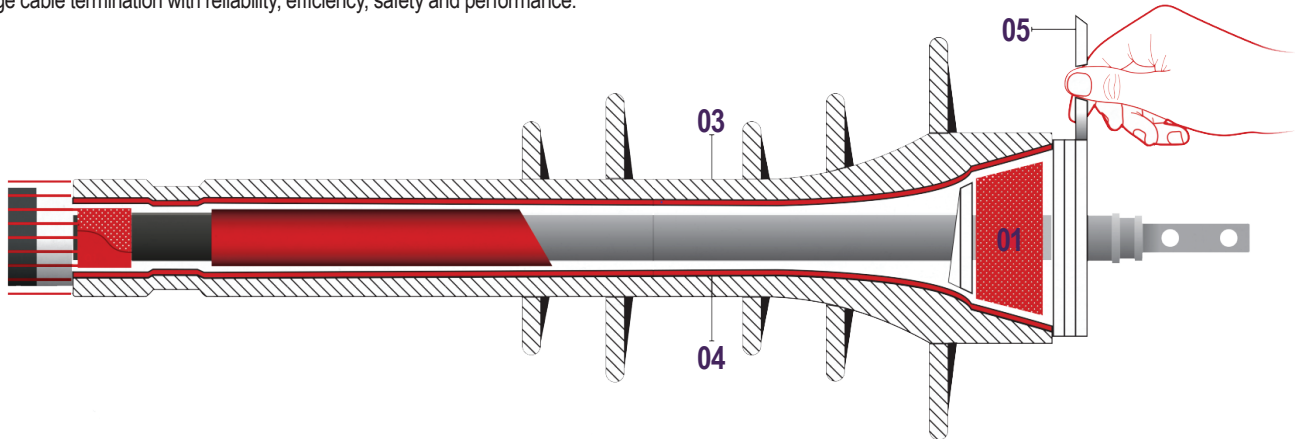
- Length of tube is consistent before and after application
- Easy safe installation
- Suitable for a wide range of cable sizes
- UV resistance, thermal stability
- No special tools or training required
- Forms a moisture proof seal
- Superior, time-saving insulation technology
- Indoor and Outdoor applications
- Rip and Grip does not require heat gun or any installation tools
- Ripcord is recyclable



Catalog Number	Wall Thickness (in)	Conductor Size AWG & kcmil	Max Connector Length in / (mm)	Product Diameter Range inches	Relaxed Tube Length Inches
BCSE080600	0.08	#6 - #4 AWG	2.0" (50,8 mm)	0.31" - 0.56"	6.0"
BCSE100800		#2 - 1/0 AWG	3.0" (76,2 mm)	0.40" - 0.82"	8.0"
BCSE138900		2/0 AWG - 250 kcmil	5.0" (120,0 mm)	0.55" - 1.18"	9.0"
BCSE1381100		2/0 AWG - 250 kcmil	7.0" (177,8 mm)	0.55" - 1.18"	11.0"
BCSE157600		250 - 400 kcmil	2.0" (50,8 mm)	0.67" - 1.38"	6.0"
BCSE1571200		250 - 400 kcmil	8.0" (203,2 mm)	0.67" - 1.38"	12.0"
BCSE1571800		250 - 400 kcmil	12.0" (304,8mm)	0.67" - 1.38"	18.0"
BCSE209600		450 - 800 kcmil	2.0" (50,8 mm)	0.95" - 1.94"	6.0"
BCSE2091200		450 - 800 kcmil	8.0" (203,2 mm)	0.95" - 1.94"	12.0"
BCSE2091800		450 - 800 kcmil	14.0" (355,6 mm)	0.95" - 1.94"	18.0"
BCSE276600		900 - 1000 kcmil	2.0" (50,8 mm)	1.27" - 2.67"	6.0"
BCSE276900		900 - 1000 kcmil	5.0" (120,0 mm)	1.27" - 2.67"	9.0"
BCSE2761200		900 - 1000 kcmil	8.0" (203,2 mm)	1.27" - 2.67"	12.0"
BCSE2761800		900 - 1000 kcmil	14.0" (355,6 mm)	1.27" - 2.67"	18.0"
BCSE409900		1250 - 2000 kcmil	5.0" (120,0 mm)	1.68" - 3.69"	9.0"
BCSE4091800		1250 - 2000 kcmil	14.0" (355,6 mm)	1.68" - 3.69"	18.0"

Simplifying Performance with Serious Engineering

BURNDY® HYSEAL integrated, all-in-one design ushers in a new era of medium voltage cable termination with reliability, efficiency, safety and performance.



Built-in Endseal Mastic (01)

Installed at both ends of the termination, high-performance mastic is applied at the top and bottom of the installation to help streamline installation and operation.

HYZINC Stress-Grading Mastic (02)

Greater surface coverage of our proprietary Zinc-Oxide (ZnO) formulation fills voids between the rubber body and cable substrate to deliver exceptional discharge and impulse performance. This helps mitigate issues surrounding poor cable prep - the most common cause of cable failures.

Durable Silicone Rubber Body (03)

The BURNDY® HYSEAL body is tough enough for any industrial or utility environment. Engineered to be both UV-resistant and hydrophobic, the body helps prevent moisture and airborne contaminant accumulation to maintain surface resistivity and resist current leakage.

Silicone Cold Shrink Jacket (04)

Protecting the system for indoor or outdoor work, the HYSEAL silicone cold shrink jacket means reliable system installation without the skilled manpower demands or risk that comes with applied heat - not to mention the hot-work permits.

Single Spiral Ripcord (05)

Anyone can install the HYSEAL Medium Voltage Cable Termination. One reason? The system features an enhanced spiral ripcord design using smooth edges that make unwinding during the installation much easier on all types of cable. The ripcord pulls in seconds, securing the unit for solid, stable installation no matter what the operating environment.

HYZINC: The Key to Superior Stress Management

HYSEAL is the only medium voltage cable termination that uses HYZINC - a proprietary Zinc-Oxide (ZnO) silicone technology that controls electrical stress more efficiently and delivers smoother potential distribution. HYZINC is a stress-grading mastic that is applied at the semi-conductive cut-back area (in direct contact with the semi-conductive shield). Its non-linear, resistive-field grading design is based on ZnO microvaristors that can be "tuned" to a certain switching voltage. It's made by mixing ZnO particles with an inert carrier to make a "flowable" material with the ZnO electrical properties. The result? Potential distribution that's more linear for better overall system performance.

TYPE CSGO

Medium Voltage Cold Shrink Termination Kits Indoor/Outdoor Industrial Series Applications up to 35kV

To be used with Single Shielded Conductor, XLPE and EPR copper tape, drain wire shield, single shield or lead sheathed power cables for the Electrical/Industrial/Construction market.

Burndy CSGO Kit Series contains (3) one-piece, Skirted (Indoor/Outdoor) silicone rubber terminations that meet IEEE Standard 48 Class 1 for indoor and weather-protected applications. These kits are designed for terminating solid dielectric shielded power cables rated 5–35 kV.

Material: Silicone Rubber

Cold shrink cable terminations provide a quick, easy, safe and cost effective installation. No installation tools required, spiral rip cord design unwinds easily and enables quick removal of the hold-out core. Type CSGO series suitable for Indoor/Outdoor Industrial applications. Conforms to IEEE-48-1996, Class 1 and ISO/IEC 17025 Standards. Test reports available upon request.

Each kit contains sufficient quantities of material to make three terminations.

Kit Contents:

- (3) Silicon Rubber Terminations
- (3) Ground Straps
- (3) Copper Foil Tape
- (3) Constant Force Springs
- (1) Roll of PVC Tape
- (3) Mastic Strips
- (3) Cable Prep Kits
- (1) Instruction Manual



CSGO Series
Shown with BURNDY terminal lug

Features and Benefits

- Quick, consistent and easy to install
- Incorporates sealants at bottom and top of termination, saving time and effort during installation
- Unique stress control system based on microvaristor (ZnO) technology that delivers exceptional discharge and impulse performance
- More craft friendly and greater installation efficiency for easier training of field crew
- Two less steps on Shielded cable and three less steps on JCN cable versus leading competitor lowering total installed cost
- Length of tube is consistent before and after application
- Spiral rip cord design provides for easy installation with effortless unwinding providing for fast removal of the hold-out core; Rip cord is recyclable
- Insulation Level: 100%, 133%
- Variations available such as kit supplied with terminal or pin connector; customer would crimp onto conductor during installation (terminal/pin connector do require proper installation tooling)

Outdoor (Skirted) Catalog Number	Rip Cord I.D.	Length (preshrink)	Cable Insulation Outside Diameter Range	Insul. Dia. (preshrink)	5-8kV Wire Range	15kV Wire Range	25-28kV Wire Range	35kV Wire Range
CSGO15210	1.62	9.09	0.57 - 0.90	1.10	1/0 - 4/0 AWG	#2 - 1/0 AWG	—	—
CSGO2528140	2.04	12.60	0.71 - 1.26	1.50	4/0 - 500 kcmil	1/0 - 250 kcmil	#2 - 4/0 AWG	—
CSGO252810250	2.17	14.17	0.83 - 1.34	1.65	350 - 750 kcmil	4/0 - 500 kcmil	1/0 - 250 kcmil	—
CSGO3550015	3.59	20.87	1.04 - 1.63	1.97	750 - 1000 kcmil	350 - 750 kcmil	250 - 500 kcmil	1/0 - 350 kcmil
CSGO355001500	3.59	20.87	1.34 - 2.32	2.83	1000 - 2000 kcmil	750 - 2000 kcmil	500 - 1500 kcmil	350 - 1500 kcmil

TYPE CSUDO-J

Medium Voltage Cold Shrink Termination Kits Renewable Series - Jacketed Concentric Neutral Sleeve Only Applications up to 35kV

To be used with single core XLPE and EPR concentric neutral underground distribution cables commonly found in the renewables and utility markets.

Material: Silicone Rubber

Type CSUDO-J (for indoor/outdoor jacketed applications) Series of Jacketed Concentric Neutral Termination Kits.

Termination kits feature a geometric stress cone for exceptional performance. Kit includes cold shrink termination, center endseal termination, and installation guide. Conforms to IEEE-48-2009, Class 1 and ISO/IEC 17025 Standards. Test reports available upon request.

Kit Contents:

- (1) Silicone Rubber Termination
- (1) Red Sealant Mastic
- (1) Roll of PVC Tape
- (1) Cable Prep Kit
- (1) Instruction Manual
- (1) Cutback Template



Features and Benefits

- All-in-one integrated body incorporating stress control and sealant mastics
- Unique stress control system based on microvaristor (ZnO) technology that delivers exceptional discharge and impulse performance
- Quick and easy installation. Offering fewest number of steps to install
- Improved spiral rip core assembly uses smooth edges for simpler installation with less effort. Heat tacked spiral core prevents unravelling during shipping and handling
- Excellent UV Resistance and hydrophobic characteristics
- Silicone rubber body provides excellent track and erosion resistance

(Jacketed) Outdoor (Skirted) Catalog Number	Rip Cord I.D.	Length (preshrink)	Cable Insulation Outside Diameter Range	Insul. Dia. (preshrink)	5-8kV Wire Range	15kV Wire Range	25-28kV Wire Range	35kV Wire Range
CSUDO15210J	1.62	9.25	0.57 - 0.90	1.10	#2 - 4/0 AWG	#2 - 1/0 AWG	—	—
CSUDO2528140J	2.04	12.60	0.71 - 1.26	1.50	4/0 - 500 kcmil	1/0 - 250 kcmil	#1 - 4/0 AWG	—
CSUDO252810250J	2.17	14.17	0.83 - 1.34	1.65	350 - 750 kcmil	4/0 - 500 kcmil	1/0 - 250 kcmil	—
CSUDO3510350J	3.53	20.87	1.04 - 1.63	1.97	750 - 1000 kcmil	350 - 750 kcmil	250 - 500 kcmil	1/0 - 350 kcmil
CSUDO355001500J	3.53	20.87	1.34-2.32	2.87	1000 - 2000 kcmil	750 - 2000 kcmil	500 - 1500 kcmil	500 - 1500 kcmil

TYPE CS3CO-B

Cold Shrink Medium Voltage Termination Kits 3 Conductor Conversion Series - Indoor/Outdoor Sleeves with Boot Applications up to 35kV Applications

To be used with BURNDY® Single Conductor Terminations on Three-Conductor Cables, for 35kV applications. (Terminations sold separately.)

Material: Silicone Rubber

The Type CS3CO-B Series of 3 Conductor Conversion Kits with Breakout Boot are designed to be used with single conductor, Indoor and Outdoor Cable Accessories on three-conductor (3/C) cables. The Breakout Kit is easy and quick to install, even in confined spaces - with no special tools, torch/flame or hot permits required. The BURNDY® Type CS3CO-B series with breakout boot conforms to IEEE-48-2009, Class 1 and ISO/IEC 17025 Standards. Test reports available upon request. Please order one kit per three conductor cable application.

Kit Contents:

- (1) Cold Shrink Silicon Rubber Breakout Boot
- (4) Strips of Mastic Tape
- (3) Silicone Rubber Re-jacketing Sleeves
- (1) Long Tail Tinned Copper Ground Braid with Solder Block
(for Armored Cable Only)
- (1) Large Constant Force Spring
- (1) Roll Black Electrical Tape
- (1) Roll Electrical Shielding (Mesh) Tape
- (1) Cable Tie
- (1) Cable Prep Kit
- (1) Instruction Manual



* Shown with Termination Kit

Features and Benefits

- Grip and Rip! Does not require heat gun or any installation tools
- Spiral rip cord design provides for easy installation with effortless unwinding providing for fast removal of the hold-out core; Rip cord is recyclable
- All kits supplied with cold shrinkable tube (unprinted), 3-leg boot, seal, cable tie, and installation guide
- Quick, easy, cost effective installation utilizing one-piece terminator design

Outdoor Breakout Kit Catalog Number	3C Truck Cable OD Max	Insulation Shield Dia. Range	5-8kV Wire Range	15kV Wire Range	25-28kV Wire Range	35kV Wire Range
CS3CO58220B	2.58"	0.61" - 0.96"	#2 - 250 kcmil	#2 - 1 AWG	—	—
CS3CO5820350B	2.58"	0.72" - 1.10"	#1 - 350 kcmil	#2 - 3/0 AWG	—	—
CS3CO2528140B	3.50"	0.80" - 1.27"	2/0 - 500 kcmil	2/0 - 250 kcmil	#1 - 2/0 AWG	—
CS3CO2528250500B	4.30"	1.10" - 1.52"	350 - 750 kcmil	250 - 500 kcmil	#1 - 350 kcmil	1/0 - 3/0 AWG
CS3CO2835250500B	4.42"	1.33" - 1.75"	500 - 1000 kcmil	500 - 750 kcmil	4/0 - 500 kcmil	1/0 - 350 kcmil

* The wire ranges for this table are based on 100% insulation level and are to be used as a guide. Please use Insulation Shield Dia. Range data and match up with specific Cable Manufacturer's specifications to ensure accessory is sized properly as wire ranges may be different based on Cable Manufacturer's specifications.

TYPE CS3CI-J

Medium Voltage Cold Shrink Termination Kits 3 Conductor Conversion Series - Indoor Sleeves without Boot Applications up to 35kV Applications

Designed to be used with BURNDY® Single Conductor Terminations on Three-Conductor Cables, for 5-35kV applications. (Terminations sold separately.)

Material: Silicone Rubber

The Type CS3CI-J Series of 3 Conductor Conversion Kits with Indoor Sleeves without Boot Conductor. Conversion kits includes cold shrinkable tube (unprinted), seal, cable tie, and installation guide. Conforms to IEEE-48-2009, Class 1 and ISO/IEC 17025 Standards. Test reports available upon request.



* Shown with Termination Kit

Kit Contents:

- (4) Strips of Mastic Tape
- (3) Silicone Rubber Re-jacketing Sleeves
- (1) Long Tail Tinned Copper Ground Braid with Solder Block
(for Armored Cable Only)
- (1) Constant Force Spring
- (1) Roll Black Electrical Tape
- (1) Roll Electrical Shielding (Mesh) Tape
- (1) Cable Tie
- (1) Cable Prep Kit
- (1) Instruction Manual

Features and Benefits

- Grip and Rip! Does not require heat gun or any installation tools
- Spiral rip cord design provides for easy installation with effortless unwinding providing for fast removal of the hold-out core; Rip cord is recyclable
- All kits supplied with cold shrinkable tube (unprinted), seal, cable tie, and installation guide
- Quick, easy, cost effective installation utilizing one-piece terminator design

Indoor Catalog Number	Insulation Shield Dia. Range	5-8kV Wire Range	15kV Wire Range	25-28kV Wire Range	35kV Wire Range
CS3CI58220J	0.61" - 0.96"	#2 - 250 kcmil	#2 - 1 AWG	—	—
CS3CI5820350J	0.72" - 1.10"	#1 - 350 kcmil	#2 - 3/0 AWG	—	—
CS3CI2528140J	0.80" - 1.27"	2/0 - 500 kcmil	2/0 - 250 kcmil	#1 - 2/0 AWG	—
CS3CI2528250500J	1.10" - 1.52"	350 - 750 kcmil	250 - 500 kcmil	#1 - 350 kcmil	1/0 - 3/0 AWG
CS3CI2835250500J	1.33" - 1.75"	500 - 1000 kcmil	500 - 750 kcmil	4/0 - 500 kcmil	1/0 - 350 kcmil

* The wire ranges for this table are based on 100% insulation level and are to be used as a guide. Please use Insulation Shield Dia. Range data and match up with specific Cable Manufacturer's specifications to ensure accessory is sized properly as wire ranges may be different based on Cable Manufacturer's specifications.

TYPE BCFS

Constant Force Springs for securing solder-sealed ground braids in termination and splice kits

The Type BCFS Constant Force Springs are for use in grounding and earthing applications and suitable for use on lead and aluminum cable sheaths, steel or aluminum armor cables. Easy application by rolling onto core or outside diameter creating radial pressure.



Catalog Number	I.D.	Width	Length
SPRING-CFS0405 .47"	.47"	.50"	18"
SPRING-CFS0605 .56"	.52"	.50"	24"
SPRING CFS1005-1.03"	1.03"	.50"	30"

TYPE BMESH

Tinned Copper Shielding Mesh

The Type BMESH Tinned Copper Shielding Mesh provides continuity of shielded power cables in termination kits.



Catalog Number	Width	Length
BMESH2015	2.25"	15'

TYPE BRAID-GA

Solder Blocked Braid

The Type BRAID-GA for ground or earth cable terminations provide a continuous ground for power cable shielding termination kits. Ideal for grounding shielded cable and accessories. Made of tin plated copper, compatible with common solvents, adhesives and cable oils.



Catalog Number	Conductor Equiv.	Width	Length
BRAID GA 8 SLDR BLOCKED 16"	#8	.50"	16"
BRAID GA 6 SLDR BLOCKED 16"	#6	.75"	16"
BRAID GA 4 SLDR BLOCKED 16"	#4	1"	16"

TYPE 290-SEALANTS

The Type 290-SEALANTS offer excellent adhesion and sealing characteristics to metals, rubbers, synthetic cable insulations and jackets. Type 290-SEALANTS also provide UV resistance and are designed for outdoor conditions and sealing out moisture.


Catalog Number	Size	Width	Length
290-SEALANTS13	0, 1, 2	20mm	155mm
290-SEALANTS14	3, 4	20mm	200mm
290-SEALANTS15	5	20mm	241mm
290-SEALANTS23	0, 1, 2	25mm	5" / 120mm
290-SEALANTS24	3, 4	25mm	6" / 150mm
290-SEALANTS25	5	25mm	210mm



TYPE CS-TAPE

CS34BLKTAPE is a premium grade, 8.5 mil, all-weather vinyl tape used for insulating electrical terminations or splices on high voltage repairs or cable harnesses. CS34BLKTAPE is lead free and flame retardant. Manufactured with a polymeric backing construction as well as a specialized method of bonding the adhesive to the vinyl backing, creating a highly conformable tape that delivers a moisture-tight seal in temperatures ranging from 0° F to 220° F.

CS34REDTAPE is professional grade, 7.0 mil, all-weather vinyl tape used for color-coding and phase identification in electrical applications in temperatures ranging from 0° F to 220° F. CS34REDTAP colored electrical tape is lead free and flame retardant. Manufactured with a polymeric backing construction as well as a specialized method of bonding the adhesive to the vinyl backing, creating a highly conformable tape that delivers a moisture-tight seal, even in extreme temperatures.



Catalog Number	Width	Length
CS34BLKTAPE	3/4"	60'
CS34REDTAPE	3/4"	60'

TYPE BCPK

**Multi-purpose solvent wipes;
Abrasive paper**

Type BCPK kit includes Solvent and Dry Wipes, and Abrasive Paper for the cleaning and preparation of electrical wires, terminations, and equipment. Available as single of each item or package with 3 of each.

Catalog Number	Qty of each	Contents
BCPK0306	3	Solvent Wipes Dry Wipes
BCPK0102	1	Strips of Abrasive Paper



TYPE BCFGK

**Kit with Constant Force Spring, Copper Foil Tape,
and 36" long Tinned Copper Braid**

The Type BCFGK kit for grounding or earthing cables in the Medium Voltage Termination kits. Includes: Braid to be applied directly to the conductor, constant force spring to apply pressure to the ground braid and conductor, and copper foil to be applied to copper tape shield.

Catalog Number	Qty of each	Contents
BCFGK1X36	1	Constant Force Spring, Copper Foil Tape, #8 Tinned Copper Braid 36"
BCFGK2X36	1	Constant Force Spring, Copper Foil Tape, #6 Tinned Copper Braid 36"
BCFGK3X36	1	Constant Force Spring, Copper Foil Tape, #4 Tinned Copper Braid 36"



TYPE HS-T-PF

Thin Wall Heat Shrink Tubing, 6 Inch Lengths

Type HS-T-PF is a flexible thin wall, flame retardant heat shrink tubing made of cross-linked polyolefin. The 2:1 shrink ratio allows for faster shrink recovery, covering wire sizes: #18 AWG to 300 kcmil. Operating temperatures from -55° C to 135° C with a shrink temperature of 120° C.



Meets SAE-AMS-DTL-23053/5 600 V

Catalog Number	Nominal Diameter Inches	Min. Exp. I.D. In.	Max. Recov. I.D. In.	Nom. Wall Thickness In.	Conductor Range	Pieces per Package	
						# Pieces Black	# Pieces Each Color
HSM116T6PF26	1/16	0.06	0.03	0.02	#18	8	3
HSB116T6PF26	1/16	0.06	0.03	0.02	#18	26	0
HSM332T6PF24	3/32	0.09	0.05	0.02	#18-16	6	3
HSB332T6PF24	3/32	0.09	0.05	0.02	#18-16	24	0
HSM18T6PF20	1/8	0.12	0.06	0.02	#18-14	2	3
HSB18T6PF20	1/8	0.12	0.06	0.02	#18-14	20	0
HSM316T6PF18	3/16	0.19	0.09	0.02	#18-12	6	2
HSB316T6PF18	3/16	0.19	0.09	0.02	#18-12	18	0
HSM14T6PF14	1/4	0.25	0.12	0.18	#14-10	2	2
HSB14T6PF14	1/4	0.25	0.12	0.18	#14-10	14	0
HSM38T6PF12	3/8	0.38	0.19	0.02	#8-6	6	1
HSB38T6PF12	3/8	0.38	0.19	0.02	#8-6	12	0
HSM12T6PF10	1/2	0.50	0.12	0.02	#6-2	4	1
HSB12T6PF10	1/2	0.50	0.12	0.02	#6-2	10	0
HSM34T6PF8	3/4	0.75	0.38	0.02	#1-3/0	2	1
HSB34T6PF8	3/4	0.75	0.38	0.02	#1-3/0	8	0
HSM100T6PF7	1	1.00	0.50	0.18	2/0-300	1	1
HSB100T6PF7	1	1.00	0.50	0.18	2/0-300	7	0

HSB series — all black

HSM series — multiple colors: black, blue, clear, green, red, white, yellow

HSB11612T6PF14	1/16, 3/32, 1/8, 3/16, 1/4, 3/8, 1/2	—	—	14	0
HSB38100T6PF8	3/8, 1/2, 3/4, 1"	—	—	8	0

Multiple diameter packages contain two pieces of each size listed: Black only.

TYPE HS-T-PF

Thin Wall Heat Shrink Tubing, 4 Foot Reels

Type HS-T-PF is a flexible thin wall, flame retardant heat shrink tubing made of cross-linked polyolefin. The 2:1 shrink ratio allows for faster shrink recovery, covering wire sizes: #18 AWG to 300 kcmil. Operating temperatures from -55° C to 135° C with a shrink temperature of 120° C.



Meets SAE-AMS-DTL-23053/5 600 V

Specify Color Code in Third Position of Catalog Number:

Example: HSC316T48PF


B : BLACK
BL: BLUE
C : CLEAR
G : GREEN
R : RED
W : WHITE
Y : YELLOW

Catalog Number	Nominal Diameter Inches	Min. Exp. I.D. In.	Max. Recov. I.D. In.	Nom. Wall Thickness In.	Conductor Range
HS_116T48PF	1/16	0.06	0.03	0.018	#18
HS_332T48PF	3/32	0.09	0.05	0.020	#18 - 16
HS_18T48PF	1/8	0.12	0.06	0.020	#18 - 14
HS_316T48PF	3/16	0.19	0.09	0.020	#18 - 12
HS_14T48PF	1/4	0.25	0.12	0.180	#14 - 10
HS_38T48PF	3/8	0.38	0.19	0.020	#8 - 6
HS_12T48PF	1/2	0.50	0.12	0.020	#6 - 2
HS_34T48PF	3/4	0.75	0.38	0.020	#1 - 3/0
HS_100T48PF	1	1.00	0.50	0.180	2/0 - 300
HS_150T48PF	1-1/2	1.50	0.75	0.180	250 - 500
HS_200T48PF	2	2.00	1.00	0.180	350 - 750

TYPE HS-T-PF

Thin Wall Heat Shrink Tubing, 25 Foot Reels

Type HS-T-PF is a flexible thin wall, flame retardant heat shrink tubing made of cross-linked polyolefin. The 2:1 shrink ratio allows for faster shrink recovery, covering wire sizes: #18 AWG to 300 kcmil. Operating temperatures from -55° C to 135° C with a shrink temperature of 120° C.



Meets SAE-AMS-DTL-23053/5 600 V



Specify Color Code in Third Position of Catalog Number:

Example: HSC116T300PF

- B** : BLACK
- BL**: BLUE
- C** : CLEAR
- G** : GREEN
- R** : RED
- W** : WHITE
- Y** : YELLOW

Catalog Number	Nominal Diameter Inches	Min. Exp. I.D. In.	Max. Recov. I.D. In.	Nom. Wall Thickness In.	Conductor Range
HS_116T300PF	1/16	0.06	0.03	0.018	#18
HS_332T300PF	3/32	0.09	0.05	0.020	#18 - 16
HS_18T300PF	1/8	0.12	0.06	0.020	#18 - 14
HS_316T300PF	3/16	0.19	0.09	0.020	#18 - 12
HS_14T300PF	1/4	0.25	0.12	0.180	#14 - 10
HS_38T300PF	3/8	0.38	0.19	0.020	#8 - 6
HS_12T300PF	1/2	0.50	0.12	0.020	#6 - 2
HS_34T300PF	3/4	0.75	0.38	0.020	#1 - 3/0
HS_100T300PF	1	1.00	0.50	0.180	2/0 - 300

TYPE HS-TP (Heat Shrink - Thin Polyolefin)

Thin wall heat shrink tubing

Features & Benefits:

- Material: Thin wall cross-linked polyolefin.
- Provides mechanical protection for terminal strain relief and wire bonding
- Ideal for industrial and automotive markets as well as for covering copper and aluminum tubular connectors.
- 2:1 shrink ratio for faster shrink recovery*
- -55°C to 135°C (-67°F to 275°F) Continuous Operating Temperature
- Shrink temperature of 90°C min
- Rated up to 600 Volts
- Resistant to common fluids and solvents
- Colors are flame retardant & UV resistant
- Product is available in 6 inch and 4 foot precut multi packaged lengths and a variety of reel sizes, (1000, 500, 250, 200, 100, 50 & 25 ft)



*Yellow/Green heat shrink has a 3:1 shrink ratio

Heat Shrink Thin Wall Naming Convention								
Product Family								
Heat	Shrink	TYPE TP: Thin Wall Polyolefin	Color: BK: Black BL: Blue CL: Clear GR: Green OR: Orange RD: Red WH: White YL: Yellow YG: Yellow/Green MX: Mixed	Internal Diameter: 0047: 0.0047 (3/64") 0063: 0.063 (1/16") 0083: 0.083 (3/32") 0125: 0.125 (1/8") 0187: 0.187 (3/16") 0250: 0.250 (1/4") 0375: 0.375 (3/8") 0500: 0.500 (1/2") 0625: 0.625 (5/8") 0750: 0.750 (3/4") 1000: 1.000 (1") 1250: 1.250 (1 1/4") 1500: 1.500 (1 1/2") 2000: 2.000 (2") 3000: 3.000 (3") 4000: 4.000 (4")	Length: 6I: 6 Inch Lengths 4F: 4 Foot Lengths 1000F: 1000 Feet 500F: 500 Feet 250F: 250 Feet 200F: 200 Feet 100F: 100 Feet 50F: 50 Feet 25F: 25 Feet	Package Type: PK: Package RL: Reel	Number of Piece in Multipack	Ordering Suffix: EA: Each
H	S	TP	BK	0047	4F	PK	25	EA
Example: "HSTPBK00474FPK25EA"								
Catalog Number Scheme								

Thin Wall Heat ShrinkWire Accommodates Matrix / 2:1 Shrink Ratio**						
Nominal Size (Inch)	Nominal Size (Issued)	Recovery Size (Shrunk)	Wall Thickness (Supplied)	Copper Code* (Terminals & Splices)	Copper Flex* (Terminals & Splices)	Aluminum* (Terminals & Splices)
3/64"	0.047	0.023	0.016	-	-	-
1/16"	0.063	0.031	0.017	18 AWG	-	-
3/32"	0.094	0.047	0.020	18 - 16 AWG	-	-
1/8"	0.125	0.063	0.020	18 - 14 AWG	-	-
3/16"	0.187	0.093	0.020	18 - 12 AWG	-	-
1/4"	0.250	0.125	0.025	14 - 10 AWG	-	12 - 10 AWG
3/8"	0.375	0.187	0.025	8 - 6 AWG	14 - 5 AWG	12 - 8 AWG
1/2"	0.500	0.250	0.025	6 - 2 AWG	8 - 3 AWG	8 - 4 AWG
5/8"	0.625	0.313	0.030	2 - 2/0 AWG	3 - 1/0 AWG	4 - 1 AWG
3/4"	0.750	0.375	0.030	1 - 4/0 AWG	4 - 3/0 AWG	4 - 2/0 AWG
1"	1.000	0.500	0.035	2/0 AWG - 350 KCMIL	1/0 AWG - 250 KCMIL I,K,M, 262 DLO	2 AWG - 250 KCMIL
1-1/4"	1.250	0.625	0.035	250 - 500 KCMIL	4/0 AWG G,H,I,K,M, DLO To 350 KCMIL G,H,I,K,M, 373 DLO	3/0 AWG - 300 KCMIL
1-1/2"	1.500	0.750	0.040	350 - 750 KCMIL	250 KCMIL I,K,M, 262 DLO To 600 KCMIL G,H,I,K, 1470/24 DLO	3/0 AWG - 750 KCMIL
2"	2.000	1.000	0.045	600 - 1500 KCMIL	500 KCMIL G,H, 444 DLO To 750 KCMIL G,H, 777 DLO	300 - 1000 KCMIL
3"	3.000	1.500	0.050	1250 - 2000 KCMIL	-	1000 - 2000 KCMIL
4"	4.000	2.000	0.055	-	-	-

* Wires in the table are for reference and the installer should select the proper heat shrink size based on the OD of the wire insulation, terminal or splice being used.

** Excludes yellow/green (3:1 shrink ratio).



Standards:

- ROHS compliant
- UL 224, 125°C (colors)
- CSA C22.2 No. 198.1, 125°C
- AMS.3636, 3637 and 3587
- UL/CSA approval applies to black and colors
- Approved to automotive OEM specifications

Typical Applications:

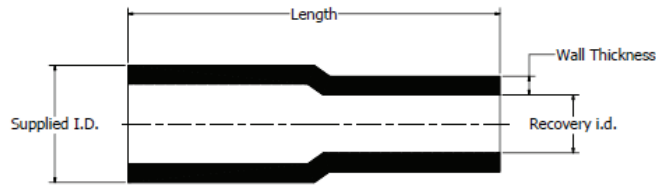
- Electrical Insulation of wire splices and terminals
- Strain Relief of wire terminations
- Protection against abrasion, fluids and environmental conditions

6-Inch Lengths
TYPE HSTP-6IPK25



Catalog Number	Nominal Size	Supplied Ø ID Min.	Recovery Ø id Max.	Wall Thickness	Voltage Rating	Package Type	Min Order Quantity	Package Quantity	Total Pieces Per Pack
HSTPMX00476IPK25	3/64"	0.047	0.023	0.016	600V	Multi-Pack (6" Lengths)	1	1 pack of 25 pieces	25
HSTPBK00476IPK25	3/64"	0.047	0.023	0.016	600V	Multi-Pack (6" Lengths)	1	1 pack of 25 pieces	25
HSTPBL00476IPK25	3/64"	0.047	0.023	0.016	600V	Multi-Pack (6" Lengths)	1	1 pack of 25 pieces	25
HSTPCL00476IPK25	3/64"	0.047	0.023	0.016	600V	Multi-Pack (6" Lengths)	1	1 pack of 25 pieces	25
HSTPGR00476IPK25	3/64"	0.047	0.023	0.016	600V	Multi-Pack (6" Lengths)	1	1 pack of 25 pieces	25
HSTPOR00476IPK25	3/64"	0.047	0.023	0.016	600V	Multi-Pack (6" Lengths)	1	1 pack of 25 pieces	25
HSTPRD00476IPK25	3/64"	0.047	0.023	0.016	600V	Multi-Pack (6" Lengths)	1	1 pack of 25 pieces	25
HSTPWH00476IPK25	3/64"	0.047	0.023	0.016	600V	Multi-Pack (6" Lengths)	1	1 pack of 25 pieces	25
HSTPYL00476IPK25	3/64"	0.047	0.023	0.016	600V	Multi-Pack (6" Lengths)	1	1 pack of 25 pieces	25
HSTPMX00636IPK25	1/16"	0.063	0.031	0.017	600V	Multi-Pack (6" Lengths)	1	1 pack of 25 pieces	25
HSTPBK00636IPK25	1/16"	0.063	0.031	0.017	600V	Multi-Pack (6" Lengths)	1	1 pack of 25 pieces	25
HSTPBL00636IPK25	1/16"	0.063	0.031	0.017	600V	Multi-Pack (6" Lengths)	1	1 pack of 25 pieces	25
HSTPCL00636IPK25	1/16"	0.063	0.031	0.017	600V	Multi-Pack (6" Lengths)	1	1 pack of 25 pieces	25
HSTPGR00636IPK25	1/16"	0.063	0.031	0.017	600V	Multi-Pack (6" Lengths)	1	1 pack of 25 pieces	25
HSTPOR00636IPK25	1/16"	0.063	0.031	0.017	600V	Multi-Pack (6" Lengths)	1	1 pack of 25 pieces	25
HSTPRD00636IPK25	1/16"	0.063	0.031	0.017	600V	Multi-Pack (6" Lengths)	1	1 pack of 25 pieces	25
HSTPWH00636IPK25	1/16"	0.063	0.031	0.017	600V	Multi-Pack (6" Lengths)	1	1 pack of 25 pieces	25
HSTPYL00636IPK25	1/16"	0.063	0.031	0.017	600V	Multi-Pack (6" Lengths)	1	1 pack of 25 pieces	25
HSTPMX00946IPK25	3/32"	0.094	0.047	0.020	600V	Multi-Pack (6" Lengths)	1	1 pack of 25 pieces	25
HSTPBK00946IPK25	3/32"	0.094	0.047	0.020	600V	Multi-Pack (6" Lengths)	1	1 pack of 25 pieces	25
HSTPBL00946IPK25	3/32"	0.094	0.047	0.020	600V	Multi-Pack (6" Lengths)	1	1 pack of 25 pieces	25
HSTPCL00946IPK25	3/32"	0.094	0.047	0.020	600V	Multi-Pack (6" Lengths)	1	1 pack of 25 pieces	25
HSTPGR00946IPK25	3/32"	0.094	0.047	0.020	600V	Multi-Pack (6" Lengths)	1	1 pack of 25 pieces	25
HSTPOR00946IPK25	3/32"	0.094	0.047	0.020	600V	Multi-Pack (6" Lengths)	1	1 pack of 25 pieces	25
HSTPRD00946IPK25	3/32"	0.094	0.047	0.020	600V	Multi-Pack (6" Lengths)	1	1 pack of 25 pieces	25
HSTPWH00946IPK25	3/32"	0.094	0.047	0.020	600V	Multi-Pack (6" Lengths)	1	1 pack of 25 pieces	25
HSTPYL00946IPK25	3/32"	0.094	0.047	0.020	600V	Multi-Pack (6" Lengths)	1	1 pack of 25 pieces	25
HSTPMX01256IPK25	1/8"	0.125	0.063	0.020	600V	Multi-Pack (6" Lengths)	1	1 pack of 25 pieces	25
HSTPBK01256IPK25	1/8"	0.125	0.063	0.020	600V	Multi-Pack (6" Lengths)	1	1 pack of 25 pieces	25
HSTPBL01256IPK25	1/8"	0.125	0.063	0.020	600V	Multi-Pack (6" Lengths)	1	1 pack of 25 pieces	25
HSTPCL01256IPK25	1/8"	0.125	0.063	0.020	600V	Multi-Pack (6" Lengths)	1	1 pack of 25 pieces	25
HSTPGR01256IPK25	1/8"	0.125	0.063	0.020	600V	Multi-Pack (6" Lengths)	1	1 pack of 25 pieces	25
HSTPOR01256IPK25	1/8"	0.125	0.063	0.020	600V	Multi-Pack (6" Lengths)	1	1 pack of 25 pieces	25

6-Inch Lengths
TYPE HSTP-6IPK25
(Continued)



Quantity of Each Color									Product Color
Black (BK)	Blue (BL)	Clear (CL)	Green (GR)	Orange (OR)	Red (RD)	White (WH)	Yellow (YL)	Yellow/Green (YG)	
7	3	3	3	-	3	3	3	-	Mixed
25	-	-	-	-	-	-	-	-	Black
-	25	-	-	-	-	-	-	-	Blue
-	-	25	-	-	-	-	-	-	Clear
-	-	-	25	-	-	-	-	-	Green
-	-	-	-	25	-	-	-	-	Orange
-	-	-	-	-	25	-	-	-	Red
-	-	-	-	-	-	25	-	-	White
-	-	-	-	-	-	-	25	-	Yellow
7	3	3	3	-	3	3	3	-	Mixed
25	-	-	-	-	-	-	-	-	Black
-	25	-	-	-	-	-	-	-	Blue
-	-	25	-	-	-	-	-	-	Clear
-	-	-	25	-	-	-	-	-	Green
-	-	-	-	25	-	-	-	-	Orange
-	-	-	-	-	25	-	-	-	Red
-	-	-	-	-	-	25	-	-	White
-	-	-	-	-	-	-	25	-	Yellow
7	3	3	3	-	3	3	3	-	Mixed
25	-	-	-	-	-	-	-	-	Black
-	25	-	-	-	-	-	-	-	Blue
-	-	25	-	-	-	-	-	-	Clear
-	-	-	25	-	-	-	-	-	Green
-	-	-	-	25	-	-	-	-	Orange
-	-	-	-	-	25	-	-	-	Red
-	-	-	-	-	-	25	-	-	White
-	-	-	-	-	-	-	25	-	Yellow
7	3	3	3	-	3	3	3	-	Mixed
25	-	-	-	-	-	-	-	-	Black
-	25	-	-	-	-	-	-	-	Blue
-	-	25	-	-	-	-	-	-	Clear
-	-	-	25	-	-	-	-	-	Green
-	-	-	-	25	-	-	-	-	Orange

Shrink Tubing

Thin Wall Heat Shrink Tubing
Cross-Linked Polyolefin

6-Inch Lengths

TYPE HSTP-6IPK25 (Continued)



Catalog Number	Nominal Size	Supplied Ø ID Min.	Recovery Ø id Max.	Wall Thickness	Voltage Rating	Package Type	Min Order Quantity	Package Quantity	Total Pieces Per Pack
HSTPRD01256IPK25	1/8"	0.125	0.063	0.020	600V	Multi-Pack (6" Lengths)	1	1 pack of 25 pieces	25
HSTPWH01256IPK25	1/8"	0.125	0.063	0.020	600V	Multi-Pack (6" Lengths)	1	1 pack of 25 pieces	25
HSTPYL01256IPK25	1/8"	0.125	0.063	0.020	600V	Multi-Pack (6" Lengths)	1	1 pack of 25 pieces	25
HSTPYG01256IPK25	1/8"	0.125	0.039	0.022	600V	Multi-Pack (6" Lengths)	1	1 pack of 25 pieces	25
HSTPMX01876IPK25	3/16"	0.187	0.093	0.020	600V	Multi-Pack (6" Lengths)	1	1 pack of 25 pieces	25
HSTPBK01876IPK25	3/16"	0.187	0.093	0.020	600V	Multi-Pack (6" Lengths)	1	1 pack of 25 pieces	25
HSTPBL01876IPK25	3/16"	0.187	0.093	0.020	600V	Multi-Pack (6" Lengths)	1	1 pack of 25 pieces	25
HSTPCL01876IPK25	3/16"	0.187	0.093	0.020	600V	Multi-Pack (6" Lengths)	1	1 pack of 25 pieces	25
HSTPGR01876IPK25	3/16"	0.187	0.093	0.020	600V	Multi-Pack (6" Lengths)	1	1 pack of 25 pieces	25
HSTPOR01876IPK25	3/16"	0.187	0.093	0.020	600V	Multi-Pack (6" Lengths)	1	1 pack of 25 pieces	25
HSTPRD01876IPK25	3/16"	0.187	0.093	0.020	600V	Multi-Pack (6" Lengths)	1	1 pack of 25 pieces	25
HSTPWH01876IPK25	3/16"	0.187	0.093	0.020	600V	Multi-Pack (6" Lengths)	1	1 pack of 25 pieces	25
HSTPYL01876IPK25	3/16"	0.187	0.093	0.020	600V	Multi-Pack (6" Lengths)	1	1 pack of 25 pieces	25
HSTPYG01876IPK25	3/16"	0.187	0.059	0.024	600V	Multi-Pack (6" Lengths)	1	1 pack of 25 pieces	25
HSTPMX02506IPK25	1/4"	0.250	0.125	0.025	600V	Multi-Pack (6" Lengths)	1	1 pack of 25 pieces	25
HSTPBK02506IPK25	1/4"	0.250	0.125	0.025	600V	Multi-Pack (6" Lengths)	1	1 pack of 25 pieces	25
HSTPBL02506IPK25	1/4"	0.250	0.125	0.025	600V	Multi-Pack (6" Lengths)	1	1 pack of 25 pieces	25
HSTPCL02506IPK25	1/4"	0.250	0.125	0.025	600V	Multi-Pack (6" Lengths)	1	1 pack of 25 pieces	25
HSTPGR02506IPK25	1/4"	0.250	0.125	0.025	600V	Multi-Pack (6" Lengths)	1	1 pack of 25 pieces	25
HSTPOR02506IPK25	1/4"	0.250	0.125	0.025	600V	Multi-Pack (6" Lengths)	1	1 pack of 25 pieces	25
HSTPRD02506IPK25	1/4"	0.250	0.125	0.025	600V	Multi-Pack (6" Lengths)	1	1 pack of 25 pieces	25
HSTPWH02506IPK25	1/4"	0.250	0.125	0.025	600V	Multi-Pack (6" Lengths)	1	1 pack of 25 pieces	25
HSTPYL02506IPK25	1/4"	0.250	0.125	0.025	600V	Multi-Pack (6" Lengths)	1	1 pack of 25 pieces	25
HSTPYG02506IPK25	1/4"	0.250	0.079	0.026	600V	Multi-Pack (6" Lengths)	1	1 pack of 25 pieces	25
HSTPMX03756IPK25	3/8"	0.375	0.187	0.025	600V	Multi-Pack (6" Lengths)	1	1 pack of 25 pieces	25
HSTPBK03756IPK25	3/8"	0.375	0.187	0.025	600V	Multi-Pack (6" Lengths)	1	1 pack of 25 pieces	25
HSTPBL03756IPK25	3/8"	0.375	0.187	0.025	600V	Multi-Pack (6" Lengths)	1	1 pack of 25 pieces	25
HSTPCL03756IPK25	3/8"	0.375	0.187	0.025	600V	Multi-Pack (6" Lengths)	1	1 pack of 25 pieces	25
HSTPGR03756IPK25	3/8"	0.375	0.187	0.025	600V	Multi-Pack (6" Lengths)	1	1 pack of 25 pieces	25
HSTPOR03756IPK25	3/8"	0.375	0.187	0.025	600V	Multi-Pack (6" Lengths)	1	1 pack of 25 pieces	25
HSTPRD03756IPK25	3/8"	0.375	0.187	0.025	600V	Multi-Pack (6" Lengths)	1	1 pack of 25 pieces	25
HSTPWH03756IPK25	3/8"	0.375	0.187	0.025	600V	Multi-Pack (6" Lengths)	1	1 pack of 25 pieces	25
HSTPYL03756IPK25	3/8"	0.375	0.187	0.025	600V	Multi-Pack (6" Lengths)	1	1 pack of 25 pieces	25
HSTPYG03756IPK25	3/8"	0.375	0.118	0.030	600V	Multi-Pack (6" Lengths)	1	1 pack of 25 pieces	25
HSTPMX05006IPK25	1/2"	0.500	0.250	0.025	600V	Multi-Pack (6" Lengths)	1	1 pack of 25 pieces	25
HSTPBK05006IPK25	1/2"	0.500	0.250	0.025	600V	Multi-Pack (6" Lengths)	1	1 pack of 25 pieces	25
HSTPBL05006IPK25	1/2"	0.500	0.250	0.025	600V	Multi-Pack (6" Lengths)	1	1 pack of 25 pieces	25

6-Inch Lengths
TYPE HSTP-6IPK25
(Continued)



Quantity of Each Color									Product Color
Black (BK)	Blue (BL)	Clear (CL)	Green (GR)	Orange (OR)	Red (RD)	White (WH)	Yellow (YL)	Yellow/Green (YG)	
-	-	-	-	-	25	-	-	-	Red
-	-	-	-	-	-	25	-	-	White
-	-	-	-	-	-	-	25	-	Yellow
-	-	-	-	-	-	-	-	25	Yellow/Green
7	3	3	3	-	3	3	3	-	Mixed
25	-	-	-	-	-	-	-	-	Black
-	25	-	-	-	-	-	-	-	Blue
-	-	25	-	-	-	-	-	-	Clear
-	-	-	25	-	-	-	-	-	Green
-	-	-	-	25	-	-	-	-	Orange
-	-	-	-	-	25	-	-	-	Red
-	-	-	-	-	-	25	-	-	White
-	-	-	-	-	-	-	25	-	Yellow
-	-	-	-	-	-	-	-	25	Yellow/Green
7	3	3	3	-	3	3	3	-	Mixed
25	-	-	-	-	-	-	-	-	Black
-	25	-	-	-	-	-	-	-	Blue
-	-	25	-	-	-	-	-	-	Clear
-	-	-	25	-	-	-	-	-	Green
-	-	-	-	25	-	-	-	-	Orange
-	-	-	-	-	25	-	-	-	Red
-	-	-	-	-	-	25	-	-	White
-	-	-	-	-	-	-	25	-	Yellow
-	-	-	-	-	-	-	-	25	Yellow/Green
7	3	3	3	-	3	3	3	-	Mixed
25	-	-	-	-	-	-	-	-	Black
-	25	-	-	-	-	-	-	-	Blue
-	-	25	-	-	-	-	-	-	Clear
-	-	-	25	-	-	-	-	-	Green
-	-	-	-	25	-	-	-	-	Orange
-	-	-	-	-	25	-	-	-	Red
-	-	-	-	-	-	25	-	-	White
-	-	-	-	-	-	-	25	-	Yellow
-	-	-	-	-	-	-	-	25	Yellow/Green
7	3	3	3	-	3	3	3	-	Mixed
25	-	-	-	-	-	-	-	-	Black
-	25	-	-	-	-	-	-	-	Blue

6-Inch Lengths

TYPE HSTP-6IPK25 (Continued)



Catalog Number	Nominal Size	Supplied Ø ID Min.	Recovery Ø id Max.	Wall Thickness	Voltage Rating	Package Type	Min Order Quantity	Package Quantity	Total Pieces Per Pack
HSTPCL05006IPK25	1/2"	0.500	0.250	0.025	600V	Multi-Pack (6" Lengths)	1	1 pack of 25 pieces	25
HSTPGR05006IPK25	1/2"	0.500	0.250	0.025	600V	Multi-Pack (6" Lengths)	1	1 pack of 25 pieces	25
HSTPOR05006IPK25	1/2"	0.500	0.250	0.025	600V	Multi-Pack (6" Lengths)	1	1 pack of 25 pieces	25
HSTPRD05006IPK25	1/2"	0.500	0.250	0.025	600V	Multi-Pack (6" Lengths)	1	1 pack of 25 pieces	25
HSTPWH05006IPK25	1/2"	0.500	0.250	0.025	600V	Multi-Pack (6" Lengths)	1	1 pack of 25 pieces	25
HSTPYL05006IPK25	1/2"	0.500	0.250	0.025	600V	Multi-Pack (6" Lengths)	1	1 pack of 25 pieces	25
HSTPYG05006IPK25	1/2"	0.500	0.157	0.030	600V	Multi-Pack (6" Lengths)	1	1 pack of 25 pieces	25
HSTPMX06256IPK25	5/8"	0.625	0.313	0.030	600V	Multi-Pack (6" Lengths)	1	1 pack of 25 pieces	25
HSTPBK06256IPK25	5/8"	0.625	0.313	0.030	600V	Multi-Pack (6" Lengths)	1	1 pack of 25 pieces	25
HSTPBL06256IPK25	5/8"	0.625	0.313	0.030	600V	Multi-Pack (6" Lengths)	1	1 pack of 25 pieces	25
HSTPCL06256IPK25	5/8"	0.625	0.313	0.030	600V	Multi-Pack (6" Lengths)	1	1 pack of 25 pieces	25
HSTPGR06256IPK25	5/8"	0.625	0.313	0.030	600V	Multi-Pack (6" Lengths)	1	1 pack of 25 pieces	25
HSTPOR06256IPK25	5/8"	0.625	0.313	0.030	600V	Multi-Pack (6" Lengths)	1	1 pack of 25 pieces	25
HSTPRD06256IPK25	5/8"	0.625	0.313	0.030	600V	Multi-Pack (6" Lengths)	1	1 pack of 25 pieces	25
HSTPWH06256IPK25	5/8"	0.625	0.313	0.030	600V	Multi-Pack (6" Lengths)	1	1 pack of 25 pieces	25
HSTPYL06256IPK25	5/8"	0.625	0.313	0.030	600V	Multi-Pack (6" Lengths)	1	1 pack of 25 pieces	25
HSTPMX07506IPK25	3/4"	0.750	0.375	0.030	600V	Multi-Pack (6" Lengths)	1	1 pack of 25 pieces	25
HSTPBK07506IPK25	3/4"	0.750	0.375	0.030	600V	Multi-Pack (6" Lengths)	1	1 pack of 25 pieces	25
HSTPBL07506IPK25	3/4"	0.750	0.375	0.030	600V	Multi-Pack (6" Lengths)	1	1 pack of 25 pieces	25
HSTPCL07506IPK25	3/4"	0.750	0.375	0.030	600V	Multi-Pack (6" Lengths)	1	1 pack of 25 pieces	25
HSTPGR07506IPK25	3/4"	0.750	0.375	0.030	600V	Multi-Pack (6" Lengths)	1	1 pack of 25 pieces	25
HSTPOR07506IPK25	3/4"	0.750	0.375	0.030	600V	Multi-Pack (6" Lengths)	1	1 pack of 25 pieces	25
HSTPRD07506IPK25	3/4"	0.750	0.375	0.030	600V	Multi-Pack (6" Lengths)	1	1 pack of 25 pieces	25
HSTPWH07506IPK25	3/4"	0.750	0.375	0.030	600V	Multi-Pack (6" Lengths)	1	1 pack of 25 pieces	25
HSTPYL07506IPK25	3/4"	0.750	0.375	0.030	600V	Multi-Pack (6" Lengths)	1	1 pack of 25 pieces	25
HSTPYG07506IPK25	3/4"	0.750	0.236	0.033	600V	Multi-Pack (6" Lengths)	1	1 pack of 25 pieces	25
HSTPMX10006IPK25	1"	1.000	0.500	0.035	600V	Multi-Pack (6" Lengths)	1	1 pack of 25 pieces	25
HSTPBK10006IPK25	1"	1.000	0.500	0.035	600V	Multi-Pack (6" Lengths)	1	1 pack of 25 pieces	25
HSTPBL10006IPK25	1"	1.000	0.500	0.035	600V	Multi-Pack (6" Lengths)	1	1 pack of 25 pieces	25
HSTPCL10006IPK25	1"	1.000	0.500	0.035	600V	Multi-Pack (6" Lengths)	1	1 pack of 25 pieces	25
HSTPGR10006IPK25	1"	1.000	0.500	0.035	600V	Multi-Pack (6" Lengths)	1	1 pack of 25 pieces	25
HSTPOR10006IPK25	1"	1.000	0.500	0.035	600V	Multi-Pack (6" Lengths)	1	1 pack of 25 pieces	25
HSTPRD10006IPK25	1"	1.000	0.500	0.035	600V	Multi-Pack (6" Lengths)	1	1 pack of 25 pieces	25
HSTPWH10006IPK25	1"	1.000	0.500	0.035	600V	Multi-Pack (6" Lengths)	1	1 pack of 25 pieces	25
HSTPYL10006IPK25	1"	1.000	0.500	0.035	600V	Multi-Pack (6" Lengths)	1	1 pack of 25 pieces	25
HSTPYG10006IPK25	1"	1.000	0.315	0.039	600V	Multi-Pack (6" Lengths)	1	1 pack of 25 pieces	25

6-Inch Lengths
TYPE HSTP-6IPK25
(Continued)



Quantity of Each Color									Product Color
Black (BK)	Blue (BL)	Clear (CL)	Green (GR)	Orange (OR)	Red (RD)	White (WH)	Yellow (YL)	Yellow/Green (YG)	
-	-	25	-	-	-	-	-	-	Clear
-	-	-	25	-	-	-	-	-	Green
-	-	-	-	25	-	-	-	-	Orange
-	-	-	-	-	25	-	-	-	Red
-	-	-	-	-	-	25	-	-	White
-	-	-	-	-	-	-	25	-	Yellow
-	-	-	-	-	-	-	-	25	Yellow/Green
7	3	3	3	-	3	3	3	-	Mixed
25	-	-	-	-	-	-	-	-	Black
-	25	-	-	-	-	-	-	-	Blue
-	-	25	-	-	-	-	-	-	Clear
-	-	-	25	-	-	-	-	-	Green
-	-	-	-	25	-	-	-	-	Orange
-	-	-	-	-	25	-	-	-	Red
-	-	-	-	-	-	25	-	-	White
-	-	-	-	-	-	-	25	-	Yellow
7	3	3	3	-	3	3	3	-	Mixed
25	-	-	-	-	-	-	-	-	Black
-	25	-	-	-	-	-	-	-	Blue
-	-	25	-	-	-	-	-	-	Clear
-	-	-	25	-	-	-	-	-	Green
-	-	-	-	25	-	-	-	-	Orange
-	-	-	-	-	25	-	-	-	Red
-	-	-	-	-	-	25	-	-	White
-	-	-	-	-	-	-	25	-	Yellow
-	-	-	-	-	-	-	-	25	Yellow/Green
7	3	3	3	-	3	3	3	-	Mixed
25	-	-	-	-	-	-	-	-	Black
-	25	-	-	-	-	-	-	-	Blue
-	-	25	-	-	-	-	-	-	Clear
-	-	-	25	-	-	-	-	-	Green
-	-	-	-	25	-	-	-	-	Orange
-	-	-	-	-	25	-	-	-	Red
-	-	-	-	-	-	25	-	-	White
-	-	-	-	-	-	-	25	-	Yellow
-	-	-	-	-	-	-	-	25	Yellow/Green

4-Foot Lengths

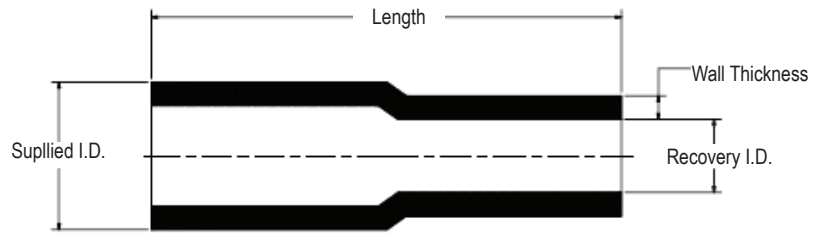
TYPE HSTP-4FPK-EA



Catalog Number	Nominal Size	Supplied Ø ID Min.	Recovery Ø id Max.	Wall Thickness	Voltage Rating	Package Type	Min Order Quantity	Ordering Information	Product Color
HSTPBK00474FPK25EA	3/64"	0.047	0.023	0.016	600V	Multi-Pack (4' Lengths) Sold by Each	25	25 Piece Increments	Black
HSTPBL00474FPK25EA	3/64"	0.047	0.023	0.016	600V	Multi-Pack (4' Lengths) Sold by Each	25	25 Piece Increments	Blue
HSTPCL00474FPK25EA	3/64"	0.047	0.023	0.016	600V	Multi-Pack (4' Lengths) Sold by Each	25	25 Piece Increments	Clear
HSTPGR00474FPK25EA	3/64"	0.047	0.023	0.016	600V	Multi-Pack (4' Lengths) Sold by Each	25	25 Piece Increments	Green
HSTPOR00474FPK25EA	3/64"	0.047	0.023	0.016	600V	Multi-Pack (4' Lengths) Sold by Each	25	25 Piece Increments	Orange
HSTPRD00474FPK25EA	3/64"	0.047	0.023	0.016	600V	Multi-Pack (4' Lengths) Sold by Each	25	25 Piece Increments	Red
HSTPWH00474FPK25EA	3/64"	0.047	0.023	0.016	600V	Multi-Pack (4' Lengths) Sold by Each	25	25 Piece Increments	White
HSTPYL00474FPK25EA	3/64"	0.047	0.023	0.016	600V	Multi-Pack (4' Lengths) Sold by Each	25	25 Piece Increments	Yellow
HSTPBK00634FPK25EA	1/16"	0.063	0.031	0.017	600V	Multi-Pack (4' Lengths) Sold by Each	25	25 Piece Increments	Black
HSTPBL00634FPK25EA	1/16"	0.063	0.031	0.017	600V	Multi-Pack (4' Lengths) Sold by Each	25	25 Piece Increments	Blue
HSTPCL00634FPK25EA	1/16"	0.063	0.031	0.017	600V	Multi-Pack (4' Lengths) Sold by Each	25	25 Piece Increments	Clear
HSTPGR00634FPK25EA	1/16"	0.063	0.031	0.017	600V	Multi-Pack (4' Lengths) Sold by Each	25	25 Piece Increments	Green
HSTPOR00634FPK25EA	1/16"	0.063	0.031	0.017	600V	Multi-Pack (4' Lengths) Sold by Each	25	25 Piece Increments	Orange
HSTPRD00634FPK25EA	1/16"	0.063	0.031	0.017	600V	Multi-Pack (4' Lengths) Sold by Each	25	25 Piece Increments	Red
HSTPWH00634FPK25EA	1/16"	0.063	0.031	0.017	600V	Multi-Pack (4' Lengths) Sold by Each	25	25 Piece Increments	White
HSTPYL00634FPK25EA	1/16"	0.063	0.031	0.017	600V	Multi-Pack (4' Lengths) Sold by Each	25	25 Piece Increments	Yellow
HSTPBK00944FPK25EA	3/32"	0.094	0.047	0.020	600V	Multi-Pack (4' Lengths) Sold by Each	25	25 Piece Increments	Black
HSTPBL00944FPK25EA	3/32"	0.094	0.047	0.020	600V	Multi-Pack (4' Lengths) Sold by Each	25	25 Piece Increments	Blue
HSTPCL00944FPK25EA	3/32"	0.094	0.047	0.020	600V	Multi-Pack (4' Lengths) Sold by Each	25	25 Piece Increments	Clear
HSTPGR00944FPK25EA	3/32"	0.094	0.047	0.020	600V	Multi-Pack (4' Lengths) Sold by Each	25	25 Piece Increments	Green
HSTPOR00944FPK25EA	3/32"	0.094	0.047	0.020	600V	Multi-Pack (4' Lengths) Sold by Each	25	25 Piece Increments	Orange
HSTPRD00944FPK25EA	3/32"	0.094	0.047	0.020	600V	Multi-Pack (4' Lengths) Sold by Each	25	25 Piece Increments	Red
HSTPWH00944FPK25EA	3/32"	0.094	0.047	0.020	600V	Multi-Pack (4' Lengths) Sold by Each	25	25 Piece Increments	White
HSTPYL00944FPK25EA	3/32"	0.094	0.047	0.020	600V	Multi-Pack (4' Lengths) Sold by Each	25	25 Piece Increments	Yellow
HSTPBK01254FPK25EA	1/8"	0.125	0.063	0.020	600V	Multi-Pack (4' Lengths) Sold by Each	25	25 Piece Increments	Black
HSTPBL01254FPK25EA	1/8"	0.125	0.063	0.020	600V	Multi-Pack (4' Lengths) Sold by Each	25	25 Piece Increments	Blue
HSTPCL01254FPK25EA	1/8"	0.125	0.063	0.020	600V	Multi-Pack (4' Lengths) Sold by Each	25	25 Piece Increments	Clear
HSTPGR01254FPK25EA	1/8"	0.125	0.063	0.020	600V	Multi-Pack (4' Lengths) Sold by Each	25	25 Piece Increments	Green
HSTPOR01254FPK25EA	1/8"	0.125	0.063	0.020	600V	Multi-Pack (4' Lengths) Sold by Each	25	25 Piece Increments	Orange
HSTPRD01254FPK25EA	1/8"	0.125	0.063	0.020	600V	Multi-Pack (4' Lengths) Sold by Each	25	25 Piece Increments	Red
HSTPWH01254FPK25EA	1/8"	0.125	0.063	0.020	600V	Multi-Pack (4' Lengths) Sold by Each	25	25 Piece Increments	White
HSTPYL01254FPK25EA	1/8"	0.125	0.063	0.020	600V	Multi-Pack (4' Lengths) Sold by Each	25	25 Piece Increments	Yellow
HSTPYG01254FPK25EA	1/8"	0.125	0.039	0.022	600V	Multi-Pack (4' Lengths) Sold by Each	25	25 Piece Increments	Yellow/ Green
HSTPBK01874FPK25EA	3/16"	0.187	0.093	0.020	600V	Multi-Pack (4' Lengths) Sold by Each	25	25 Piece Increments	Black

4-Foot Lengths

TYPE HSTP-4FPK-EA (Continued)



Catalog Number	Nominal Size	Supplied Ø ID Min.	Recovery Ø id Max.	Wall Thickness	Voltage Rating	Package Type	Min Order Quantity	Ordering Information	Product Color
HSTPBL01874FPK25EA	3/16"	0.187	0.093	0.020	600V	Multi-Pack (4' Lengths) Sold by Each	25	25 Piece Increments	Blue
HSTPCL01874FPK25EA	3/16"	0.187	0.093	0.020	600V	Multi-Pack (4' Lengths) Sold by Each	25	25 Piece Increments	Clear
HSTPGR01874FPK25EA	3/16"	0.187	0.093	0.020	600V	Multi-Pack (4' Lengths) Sold by Each	25	25 Piece Increments	Green
HSTPOR01874FPK25EA	3/16"	0.187	0.093	0.020	600V	Multi-Pack (4' Lengths) Sold by Each	25	25 Piece Increments	Orange
HSTPRD01874FPK25EA	3/16"	0.187	0.093	0.020	600V	Multi-Pack (4' Lengths) Sold by Each	25	25 Piece Increments	Red
HSTPWH01874FPK25EA	3/16"	0.187	0.093	0.020	600V	Multi-Pack (4' Lengths) Sold by Each	25	25 Piece Increments	White
HSTPYL01874FPK25EA	3/16"	0.187	0.093	0.020	600V	Multi-Pack (4' Lengths) Sold by Each	25	25 Piece Increments	Yellow
HSTPYG01874FPK25EA	3/16"	0.187	0.059	0.024	600V	Multi-Pack (4' Lengths) Sold by Each	25	25 Piece Increments	Yellow/ Green
HSTPBK02504FPK25EA	1/4"	0.250	0.125	0.025	600V	Multi-Pack (4' Lengths) Sold by Each	25	25 Piece Increments	Black
HSTPBL02504FPK25EA	1/4"	0.250	0.125	0.025	600V	Multi-Pack (4' Lengths) Sold by Each	25	25 Piece Increments	Blue
HSTPCL02504FPK25EA	1/4"	0.250	0.125	0.025	600V	Multi-Pack (4' Lengths) Sold by Each	25	25 Piece Increments	Clear
HSTPGR02504FPK25EA	1/4"	0.250	0.125	0.025	600V	Multi-Pack (4' Lengths) Sold by Each	25	25 Piece Increments	Green
HSTPOR02504FPK25EA	1/4"	0.250	0.125	0.025	600V	Multi-Pack (4' Lengths) Sold by Each	25	25 Piece Increments	Orange
HSTPRD02504FPK25EA	1/4"	0.250	0.125	0.025	600V	Multi-Pack (4' Lengths) Sold by Each	25	25 Piece Increments	Red
HSTPWH02504FPK25EA	1/4"	0.250	0.125	0.025	600V	Multi-Pack (4' Lengths) Sold by Each	25	25 Piece Increments	White
HSTPYL02504FPK25EA	1/4"	0.250	0.125	0.025	600V	Multi-Pack (4' Lengths) Sold by Each	25	25 Piece Increments	Yellow
HSTPYG02504FPK25EA	1/4"	0.250	0.079	0.026	600V	Multi-Pack (4' Lengths) Sold by Each	25	25 Piece Increments	Yellow/ Green
HSTPBK03754FPK25EA	3/8"	0.375	0.187	0.025	600V	Multi-Pack (4' Lengths) Sold by Each	25	25 Piece Increments	Black
HSTPBL03754FPK25EA	3/8"	0.375	0.187	0.025	600V	Multi-Pack (4' Lengths) Sold by Each	25	25 Piece Increments	Blue
HSTPCL03754FPK25EA	3/8"	0.375	0.187	0.025	600V	Multi-Pack (4' Lengths) Sold by Each	25	25 Piece Increments	Clear
HSTPGR03754FPK25EA	3/8"	0.375	0.187	0.025	600V	Multi-Pack (4' Lengths) Sold by Each	25	25 Piece Increments	Green
HSTPOR03754FPK25EA	3/8"	0.375	0.187	0.025	600V	Multi-Pack (4' Lengths) Sold by Each	25	25 Piece Increments	Orange
HSTPRD03754FPK25EA	3/8"	0.375	0.187	0.025	600V	Multi-Pack (4' Lengths) Sold by Each	25	25 Piece Increments	Red
HSTPWH03754FPK25EA	3/8"	0.375	0.187	0.025	600V	Multi-Pack (4' Lengths) Sold by Each	25	25 Piece Increments	White
HSTPYL03754FPK25EA	3/8"	0.375	0.187	0.025	600V	Multi-Pack (4' Lengths) Sold by Each	25	25 Piece Increments	Yellow
HSTPYG03754FPK25EA	3/8"	0.375	0.118	0.030	600V	Multi-Pack (4' Lengths) Sold by Each	25	25 Piece Increments	Yellow/ Green
HSTPBK05004FPK25EA	1/2"	0.500	0.250	0.025	600V	Multi-Pack (4' Lengths) Sold by Each	25	25 Piece Increments	Black
HSTPBL05004FPK25EA	1/2"	0.500	0.250	0.025	600V	Multi-Pack (4' Lengths) Sold by Each	25	25 Piece Increments	Blue
HSTPCL05004FPK25EA	1/2"	0.500	0.250	0.025	600V	Multi-Pack (4' Lengths) Sold by Each	25	25 Piece Increments	Clear
HSTPGR05004FPK25EA	1/2"	0.500	0.250	0.025	600V	Multi-Pack (4' Lengths) Sold by Each	25	25 Piece Increments	Green
HSTPOR05004FPK25EA	1/2"	0.500	0.250	0.025	600V	Multi-Pack (4' Lengths) Sold by Each	25	25 Piece Increments	Orange
HSTPRD05004FPK25EA	1/2"	0.500	0.250	0.025	600V	Multi-Pack (4' Lengths) Sold by Each	25	25 Piece Increments	Red
HSTPWH05004FPK25EA	1/2"	0.500	0.250	0.025	600V	Multi-Pack (4' Lengths) Sold by Each	25	25 Piece Increments	White
HSTPYL05004FPK25EA	1/2"	0.500	0.250	0.025	600V	Multi-Pack (4' Lengths) Sold by Each	25	25 Piece Increments	Yellow

4-Foot Lengths

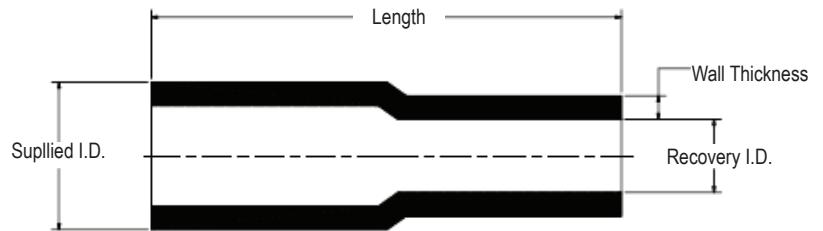
TYPE HSTP-4FPK-EA (Continued)



Catalog Number	Nominal Size	Supplied Ø ID Min.	Recovery Ø id Max.	Wall Thickness	Voltage Rating	Package Type	Min Order Quantity	Ordering Information	Product Color
HSTPYG05004FPK25EA	1/2"	0.500	0.157	0.030	600V	Multi-Pack (4' Lengths) Sold by Each	25	25 Piece Increments	Yellow/ Green
HSTPBK06254FPK5EA	5/8"	0.625	0.313	0.030	600V	Multi-Pack (4' Lengths) Sold by Each	5	5 Piece Increments	Black
HSTPBL06254FPK5EA	5/8"	0.625	0.313	0.030	600V	Multi-Pack (4' Lengths) Sold by Each	5	5 Piece Increments	Blue
HSTPCL06254FPK5EA	5/8"	0.625	0.313	0.030	600V	Multi-Pack (4' Lengths) Sold by Each	5	5 Piece Increments	Clear
HSTPGR06254FPK5EA	5/8"	0.625	0.313	0.030	600V	Multi-Pack (4' Lengths) Sold by Each	5	5 Piece Increments	Green
HSTPOR06254FPK5EA	5/8"	0.625	0.313	0.030	600V	Multi-Pack (4' Lengths) Sold by Each	5	5 Piece Increments	Orange
HSTPRD06254FPK5EA	5/8"	0.625	0.313	0.030	600V	Multi-Pack (4' Lengths) Sold by Each	5	5 Piece Increments	Red
HSTPWH06254FPK5EA	5/8"	0.625	0.313	0.030	600V	Multi-Pack (4' Lengths) Sold by Each	5	5 Piece Increments	White
HSTPYL06254FPK5EA	5/8"	0.625	0.313	0.030	600V	Multi-Pack (4' Lengths) Sold by Each	5	5 Piece Increments	Yellow
HSTPBK07504FPK5EA	3/4"	0.750	0.375	0.030	600V	Multi-Pack (4' Lengths) Sold by Each	5	5 Piece Increments	Black
HSTPBL07504FPK5EA	3/4"	0.750	0.375	0.030	600V	Multi-Pack (4' Lengths) Sold by Each	5	5 Piece Increments	Blue
HSTPCL07504FPK5EA	3/4"	0.750	0.375	0.030	600V	Multi-Pack (4' Lengths) Sold by Each	5	5 Piece Increments	Clear
HSTPGR07504FPK5EA	3/4"	0.750	0.375	0.030	600V	Multi-Pack (4' Lengths) Sold by Each	5	5 Piece Increments	Green
HSTPOR07504FPK5EA	3/4"	0.750	0.375	0.030	600V	Multi-Pack (4' Lengths) Sold by Each	5	5 Piece Increments	Orange
HSTPRD07504FPK5EA	3/4"	0.750	0.375	0.030	600V	Multi-Pack (4' Lengths) Sold by Each	5	5 Piece Increments	Red
HSTPWH07504FPK5EA	3/4"	0.750	0.375	0.030	600V	Multi-Pack (4' Lengths) Sold by Each	5	5 Piece Increments	White
HSTPYL07504FPK5EA	3/4"	0.750	0.375	0.030	600V	Multi-Pack (4' Lengths) Sold by Each	5	5 Piece Increments	Yellow
HSTPYG07504FPK5EA	3/4"	0.750	0.236	0.033	600V	Multi-Pack (4' Lengths) Sold by Each	5	5 Piece Increments	Yellow/ Green
HSTPBK10004FPK5EA	1"	1.000	0.500	0.035	600V	Multi-Pack (4' Lengths) Sold by Each	5	5 Piece Increments	Black
HSTPBL10004FPK5EA	1"	1.000	0.500	0.035	600V	Multi-Pack (4' Lengths) Sold by Each	5	5 Piece Increments	Blue
HSTPCL10004FPK5EA	1"	1.000	0.500	0.035	600V	Multi-Pack (4' Lengths) Sold by Each	5	5 Piece Increments	Clear
HSTPGR10004FPK5EA	1"	1.000	0.500	0.035	600V	Multi-Pack (4' Lengths) Sold by Each	5	5 Piece Increments	Green
HSTPOR10004FPK5EA	1"	1.000	0.500	0.035	600V	Multi-Pack (4' Lengths) Sold by Each	5	5 Piece Increments	Orange
HSTPRD10004FPK5EA	1"	1.000	0.500	0.035	600V	Multi-Pack (4' Lengths) Sold by Each	5	5 Piece Increments	Red
HSTPWH10004FPK5EA	1"	1.000	0.500	0.035	600V	Multi-Pack (4' Lengths) Sold by Each	5	5 Piece Increments	White
HSTPYL10004FPK5EA	1"	1.000	0.500	0.035	600V	Multi-Pack (4' Lengths) Sold by Each	5	5 Piece Increments	Yellow
HSTPYG10004FPK5EA	1"	1.000	0.315	0.039	600V	Multi-Pack (4' Lengths) Sold by Each	5	5 Piece Increments	Yellow/ Green
HSTPBK12504FPK5EA	1-1/4"	1.250	0.625	0.035	600V	Multi-Pack (4' Lengths) Sold by Each	5	5 Piece Increments	Black
HSTPBL12504FPK5EA	1-1/4"	1.250	0.625	0.035	600V	Multi-Pack (4' Lengths) Sold by Each	5	5 Piece Increments	Blue
HSTPCL12504FPK5EA	1-1/4"	1.250	0.625	0.035	600V	Multi-Pack (4' Lengths) Sold by Each	5	5 Piece Increments	Clear
HSTPGR12504FPK5EA	1-1/4"	1.250	0.625	0.035	600V	Multi-Pack (4' Lengths) Sold by Each	5	5 Piece Increments	Green
HSTPOR12504FPK5EA	1-1/4"	1.250	0.625	0.035	600V	Multi-Pack (4' Lengths) Sold by Each	5	5 Piece Increments	Orange
HSTPRD12504FPK5EA	1-1/4"	1.250	0.625	0.035	600V	Multi-Pack (4' Lengths) Sold by Each	5	5 Piece Increments	Red

4-Foot Lengths

TYPE HSTP-4FPK-EA (Continued)



Catalog Number	Nominal Size	Supplied Ø ID Min.	Recovery Ø id Max.	Wall Thickness	Voltage Rating	Package Type	Min Order Quantity	Ordering Information	Product Color
HSTPWH12504FPK5EA	1-1/4"	1.250	0.625	0.035	600V	Multi-Pack (4' Lengths) Sold by Each	5	5 Piece Increments	White
HSTPYL12504FPK5EA	1-1/4"	1.250	0.625	0.035	600V	Multi-Pack (4' Lengths) Sold by Each	5	5 Piece Increments	Yellow
HSTPBK15004FPK5EA	1-1/2"	1.500	0.750	0.040	600V	Multi-Pack (4' Lengths) Sold by Each	5	5 Piece Increments	Black
HSTPBL15004FPK5EA	1-1/2"	1.500	0.750	0.040	600V	Multi-Pack (4' Lengths) Sold by Each	5	5 Piece Increments	Blue
HSTPCL15004FPK5EA	1-1/2"	1.500	0.750	0.040	600V	Multi-Pack (4' Lengths) Sold by Each	5	5 Piece Increments	Clear
HSTPGR15004FPK5EA	1-1/2"	1.500	0.750	0.040	600V	Multi-Pack (4' Lengths) Sold by Each	5	5 Piece Increments	Green
HSTPOR15004FPK5EA	1-1/2"	1.500	0.750	0.040	600V	Multi-Pack (4' Lengths) Sold by Each	5	5 Piece Increments	Orange
HSTPRD15004FPK5EA	1-1/2"	1.500	0.750	0.040	600V	Multi-Pack (4' Lengths) Sold by Each	5	5 Piece Increments	Red
HSTPWH15004FPK5EA	1-1/2"	1.500	0.750	0.040	600V	Multi-Pack (4' Lengths) Sold by Each	5	5 Piece Increments	White
HSTPYL15004FPK5EA	1-1/2"	1.500	0.750	0.040	600V	Multi-Pack (4' Lengths) Sold by Each	5	5 Piece Increments	Yellow
HSTPYG15004FPK5EA	1-1/2"	1.500	0.512	0.045	600V	Multi-Pack (4' Lengths) Sold by Each	5	5 Piece Increments	Yellow/ Green
HSTPBK20004FPK5EA	2"	2.000	1.000	0.045	600V	Multi-Pack (4' Lengths) Sold by Each	5	5 Piece Increments	Black
HSTPBL20004FPK5EA	2"	2.000	1.000	0.045	600V	Multi-Pack (4' Lengths) Sold by Each	5	5 Piece Increments	Blue
HSTPCL20004FPK5EA	2"	2.000	1.000	0.045	600V	Multi-Pack (4' Lengths) Sold by Each	5	5 Piece Increments	Clear
HSTPGR20004FPK5EA	2"	2.000	1.000	0.045	600V	Multi-Pack (4' Lengths) Sold by Each	5	5 Piece Increments	Green
HSTPOR20004FPK5EA	2"	2.000	1.000	0.045	600V	Multi-Pack (4' Lengths) Sold by Each	5	5 Piece Increments	Orange
HSTPRD20004FPK5EA	2"	2.000	1.000	0.045	600V	Multi-Pack (4' Lengths) Sold by Each	5	5 Piece Increments	Red
HSTPWH20004FPK5EA	2"	2.000	1.000	0.045	600V	Multi-Pack (4' Lengths) Sold by Each	5	5 Piece Increments	White
HSTPYL20004FPK5EA	2"	2.000	1.000	0.045	600V	Multi-Pack (4' Lengths) Sold by Each	5	5 Piece Increments	Yellow
HSTPBK30004FPK2EA	3"	3.000	1.500	0.050	600V	Multi-Pack (4' Lengths) Sold by Each	2	2 Piece Increments	Black
HSTPBL30004FPK2EA	3"	3.000	1.500	0.050	600V	Multi-Pack (4' Lengths) Sold by Each	2	2 Piece Increments	Blue
HSTPCL30004FPK2EA	3"	3.000	1.500	0.050	600V	Multi-Pack (4' Lengths) Sold by Each	2	2 Piece Increments	Clear
HSTPGR30004FPK2EA	3"	3.000	1.500	0.050	600V	Multi-Pack (4' Lengths) Sold by Each	2	2 Piece Increments	Green
HSTPOR30004FPK2EA	3"	3.000	1.500	0.050	600V	Multi-Pack (4' Lengths) Sold by Each	2	2 Piece Increments	Orange
HSTPRD30004FPK2EA	3"	3.000	1.500	0.050	600V	Multi-Pack (4' Lengths) Sold by Each	2	2 Piece Increments	Red
HSTPWH30004FPK2EA	3"	3.000	1.500	0.050	600V	Multi-Pack (4' Lengths) Sold by Each	2	2 Piece Increments	White
HSTPYL30004FPK2EA	3"	3.000	1.500	0.050	600V	Multi-Pack (4' Lengths) Sold by Each	2	2 Piece Increments	Yellow
HSTPBK40004FPK2EA	4"	4.000	2.000	0.055	600V	Multi-Pack (4' Lengths) Sold by Each	2	2 Piece Increments	Black
HSTPBL40004FPK2EA	4"	4.000	2.000	0.055	600V	Multi-Pack (4' Lengths) Sold by Each	2	2 Piece Increments	Blue
HSTPCL40004FPK2EA	4"	4.000	2.000	0.055	600V	Multi-Pack (4' Lengths) Sold by Each	2	2 Piece Increments	Clear
HSTPGR40004FPK2EA	4"	4.000	2.000	0.055	600V	Multi-Pack (4' Lengths) Sold by Each	2	2 Piece Increments	Green
HSTPOR40004FPK2EA	4"	4.000	2.000	0.055	600V	Multi-Pack (4' Lengths) Sold by Each	2	2 Piece Increments	Orange
HSTPRD40004FPK2EA	4"	4.000	2.000	0.055	600V	Multi-Pack (4' Lengths) Sold by Each	2	2 Piece Increments	Red
HSTPWH40004FPK2EA	4"	4.000	2.000	0.055	600V	Multi-Pack (4' Lengths) Sold by Each	2	2 Piece Increments	White
HSTPYL40004FPK2EA	4"	4.000	2.000	0.055	600V	Multi-Pack (4' Lengths) Sold by Each	2	2 Piece Increments	Yellow

Shrink Tubing

Thin Wall Heat Shrink Tubing
Cross-Linked Polyolefin

Reels (Colored by Chart)

TYPE HSTP-FRL



Specify 2 Character Color Designation In 5th position of catalog number

BK = BLACK

BL = BLUE

CL = CLEAR

GR = GREEN

OR = ORANGE

RD = RED

WH - WHITE

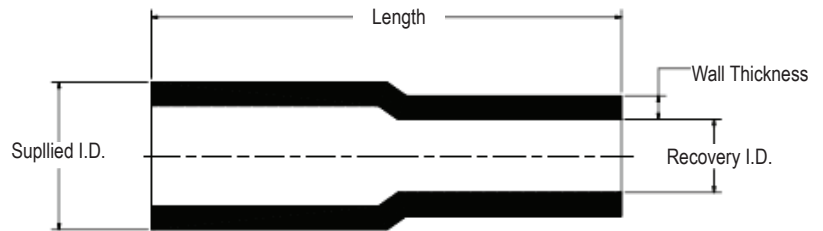
YL = YELLOW



Catalog Number	Nominal Size	Supplied Ø ID Min.	Recovery Ø id Max.	Wall Thickness	Voltage Rating	Package Type	Min Order Quantity	Package Quantity
HSTP__00471000FRL	3/64"	0.047	0.023	0.016	600V	1000 Foot Reel	1	1 Reel
HSTP__0047500FRL	3/64"	0.047	0.023	0.016	600V	500 Foot Reel	1	1 Reel
HSTP__0047250FRL	3/64"	0.047	0.023	0.016	600V	250 Foot Reel	1	1 Reel
HSTP__0047100FRL	3/64"	0.047	0.023	0.016	600V	100 Foot Reel	1	1 Reel
HSTP__004750FRL	3/64"	0.047	0.023	0.016	600V	50 Foot Reel	1	1 Reel
HSTP__004725FRL	3/64"	0.047	0.023	0.016	600V	25 Foot Reel	1	1 Reel
HSTP__00631000FRL	1/16"	0.063	0.031	0.017	600V	1000 Foot Reel	1	1 Reel
HSTP__0063500FRL	1/16"	0.063	0.031	0.017	600V	500 Foot Reel	1	1 Reel
HSTP__0063250FRL	1/16"	0.063	0.031	0.017	600V	250 Foot Reel	1	1 Reel
HSTP__0063100FRL	1/16"	0.063	0.031	0.017	600V	100 Foot Reel	1	1 Reel
HSTP__006350FRL	1/16"	0.063	0.031	0.017	600V	50 Foot Reel	1	1 Reel
HSTP__006325FRL	1/16"	0.063	0.031	0.017	600V	25 Foot Reel	1	1 Reel
HSTP__00941000FRL	3/32"	0.094	0.047	0.020	600V	1000 Foot Reel	1	1 Reel
HSTP__0094500FRL	3/32"	0.094	0.047	0.020	600V	500 Foot Reel	1	1 Reel
HSTP__0094250FRL	3/32"	0.094	0.047	0.020	600V	250 Foot Reel	1	1 Reel
HSTP__0094100FRL	3/32"	0.094	0.047	0.020	600V	100 Foot Reel	1	1 Reel
HSTP__009450FRL	3/32"	0.094	0.047	0.020	600V	50 Foot Reel	1	1 Reel
HSTP__009425FRL	3/32"	0.094	0.047	0.020	600V	25 Foot Reel	1	1 Reel
HSTP__01251000FRL	1/8"	0.125	0.063	0.020	600V	1000 Foot Reel	1	1 Reel
HSTP__0125500FRL	1/8"	0.125	0.063	0.020	600V	500 Foot Reel	1	1 Reel
HSTP__0125250FRL	1/8"	0.125	0.063	0.020	600V	250 Foot Reel	1	1 Reel
HSTP__0125100FRL	1/8"	0.125	0.063	0.020	600V	100 Foot Reel	1	1 Reel
HSTP__012550FRL	1/8"	0.125	0.063	0.020	600V	50 Foot Reel	1	1 Reel
HSTP__012525FRL	1/8"	0.125	0.063	0.020	600V	25 Foot Reel	1	1 Reel
HSTP__01871000FRL	3/16"	0.187	0.093	0.020	600V	1000 Foot Reel	1	1 Reel
HSTP__0187500FRL	3/16"	0.187	0.093	0.020	600V	500 Foot Reel	1	1 Reel
HSTP__0187250FRL	3/16"	0.187	0.093	0.020	600V	250 Foot Reel	1	1 Reel
HSTP__0187100FRL	3/16"	0.187	0.093	0.020	600V	100 Foot Reel	1	1 Reel
HSTP__018750FRL	3/16"	0.187	0.093	0.020	600V	50 Foot Reel	1	1 Reel
HSTP__018725FRL	3/16"	0.187	0.093	0.020	600V	25 Foot Reel	1	1 Reel
HSTP__0250500FRL	1/4"	0.250	0.125	0.025	600V	500 Foot Reel	1	1 Reel
HSTP__0250250FRL	1/4"	0.250	0.125	0.025	600V	250 Foot Reel	1	1 Reel
HSTP__0250100FRL	1/4"	0.250	0.125	0.025	600V	100 Foot Reel	1	1 Reel
HSTP__025050FRL	1/4"	0.250	0.125	0.025	600V	50 Foot Reel	1	1 Reel

Reels (Colored by Chart)

TYPE HSTP-FRL (Continued)



Catalog Number	Nominal Size	Supplied Ø ID Min.	Recovery Ø id Max.	Wall Thickness	Voltage Rating	Package Type	Min Order Quantity	Package Quantity
HSTP__025025FRL	1/4"	0.250	0.125	0.025	600V	25 Foot Reel	1	1 Reel
HSTP__0375500FRL	3/8"	0.375	0.187	0.025	600V	500 Foot Reel	1	1 Reel
HSTP__0375250FRL	3/8"	0.375	0.187	0.025	600V	250 Foot Reel	1	1 Reel
HSTP__0375100FRL	3/8"	0.375	0.187	0.025	600V	100 Foot Reel	1	1 Reel
HSTP__037550FRL	3/8"	0.375	0.187	0.025	600V	50 Foot Reel	1	1 Reel
HSTP__037525FRL	3/8"	0.375	0.187	0.025	600V	25 Foot Reel	1	1 Reel
HSTP__0500200FRL	1/2"	0.500	0.250	0.025	600V	200 Foot Reel	1	1 Reel
HSTP__0500100FRL	1/2"	0.500	0.250	0.025	600V	100 Foot Reel	1	1 Reel
HSTP__050050FRL	1/2"	0.500	0.250	0.025	600V	50 Foot Reel	1	1 Reel
HSTP__050025FRL	1/2"	0.500	0.250	0.025	600V	25 Foot Reel	1	1 Reel
HSTP__0625200FRL	5/8"	0.625	0.313	0.030	600V	200 Foot Reel	1	1 Reel
HSTP__0625100FRL	5/8"	0.625	0.313	0.030	600V	100 Foot Reel	1	1 Reel
HSTP__062550FRL	5/8"	0.625	0.313	0.030	600V	50 Foot Reel	1	1 Reel
HSTP__062525FRL	5/8"	0.625	0.313	0.030	600V	25 Foot Reel	1	1 Reel
HSTP__0750100FRL	3/4"	0.750	0.375	0.030	600V	100 Foot Reel	1	1 Reel
HSTP__075050FRL	3/4"	0.750	0.375	0.030	600V	50 Foot Reel	1	1 Reel
HSTP__075025FRL	3/4"	0.750	0.375	0.030	600V	25 Foot Reel	1	1 Reel
HSTP__1000100FRL	1"	1.000	0.500	0.035	600V	100 Foot Reel	1	1 Reel
HSTP__100050FRL	1"	1.000	0.500	0.035	600V	50 Foot Reel	1	1 Reel
HSTP__100025FRL	1"	1.000	0.500	0.035	600V	25 Foot Reel	1	1 Reel
HSTP__1250100FRL	1-1/4"	1.250	0.625	0.035	600V	100 Foot Reel	1	1 Reel
HSTP__125050FRL	1-1/4"	1.250	0.625	0.035	600V	50 Foot Reel	1	1 Reel
HSTP__125025FRL	1-1/4"	1.250	0.625	0.035	600V	25 Foot Reel	1	1 Reel
HSTP__1500100FRL	1-1/2"	1.500	0.750	0.040	600V	100 Foot Reel	1	1 Reel
HSTP__150050FRL	1-1/2"	1.500	0.750	0.040	600V	50 Foot Reel	1	1 Reel
HSTP__150025FRL	1-1/2"	1.500	0.750	0.040	600V	25 Foot Reel	1	1 Reel
HSTP__2000100FRL	2"	2.000	1.000	0.045	600V	100 Foot Reel	1	1 Reel
HSTP__200050FRL	2"	2.000	1.000	0.045	600V	50 Foot Reel	1	1 Reel
HSTP__200025FRL	2"	2.000	1.000	0.045	600V	25 Foot Reel	1	1 Reel
HSTP__300050FRL	3"	3.000	1.500	0.050	600V	50 Foot Reel	1	1 Reel
HSTP__300025FRL	3"	3.000	1.500	0.050	600V	25 Foot Reel	1	1 Reel
HSTP__400050FRL	4"	4.000	2.000	0.055	600V	50 Foot Reel	1	1 Reel
HSTP__400025FRL	4"	4.000	2.000	0.055	600V	25 Foot Reel	1	1 Reel

TYPE HS-H-PF

Heavy Wall Heat Shrink Tubing, Cut Lengths and 4 Foot Sticks



Type HS-H-PF is a heavy wall, heat shrink tubing made of cross-linked polyolefin. The shrink ratio is 3:1, and the inside diameter is coated with an adhesive sealant to protect against moisture and corrosion. UL486D Listed for direct burial applications. Accommodates #14 AWG - 500 kcmil conductors. Operating temperatures from -55° C to 135° C with a shrink temperature of 120° C.

Meets SAE-AMS-DTL-23053/5 600 V



Catalog Number	Length	Nominal Diameter Inches	Min. Exp. I.D. In.	Max. Recov. I.D. In.	Nom. Wall Thickness In.	Conductor Range	Number of Pcs. Per Package
HSB35H3PF25	3"	0.35	0.35	0.15	0.07	#14-10	25
HSB35H6PF25	6"	0.35	0.35	0.15	0.07	#14-10	25
HSB35H48PF5	4'	0.35	0.35	0.15	0.07	#14-10	5
HSB34H6PF10	6"	0.75	0.75	0.22	0.09	#6-2	10
HSB34H9PF10	9"	0.75	0.75	0.22	0.09	#6-2	10
HSB34H48PF5	4'	0.75	0.75	0.22	0.09	#6-2	5
HSB110H6PF5	6"	1.10	1.10	0.40	0.12	#1-3/0	5
HSB110H9PF5	9"	1.10	1.10	0.40	0.12	#1-3/0	5
HSB110H48PF5	4'	1.10	1.10	0.40	0.12	#1-3/0	5
HSB150H9PF3	9"	1.50	1.50	0.50	0.16	2/0-350	3
HSB150H12PF3	12"	1.50	1.50	0.50	0.16	2/0-350	3
HSB150H48PF5	4'	1.50	1.50	0.50	0.16	2/0-350	5
HSB200H9PF2	9"	2.00	2.00	0.75	0.16	250-500	2
HSB200H12PF2	12"	2.00	2.00	0.75	0.16	250-500	2
HSB200H48PF2	4'	2.00	2.00	0.75	0.16	250-500	2

Available in black only.

TYPE HSC-FR

VISI-SHRINK™ Fire Retardant Clear Heat Shrink Tubing

UL Recognized to 600V

Type HSC-FR is a flexible polyvinyl chloride clear heat-shrink tubing. Excellent flame retardant properties and a 2:1 shrink ratio, the VISI-SHRINK tubing enables inspectors to read die index embossments on installed connectors easily. UL Recognized, 105° C, 600V, the operating temperature from -20° C to 105° C with a shrink temperature of 135° C.



Features and Benefits

- UL 224, VW-1 Rated, self-extinguishing flame retardant properties
- Clear tubing allows inspection of die index embossment and shiner after installation is complete; should any corrosion occur it will be visible during inspection
- Low shrink temperature only requires common hot air guns to apply
- Meets MIL-M-23053/Z-206C

Catalog Number	I.D. Expanded	I.D. After Recovery	Wall Thickness	Conductor Range		Standard Reel Size (Feet)
				Code	Flex	
HSC18FR	0.13	0.06	0.03	#16-#14	#16-#14	50
HSC18FR250	0.13	0.06	0.03	#16-#14	#16-#14	250
HSC14FR	0.25	0.13	0.03	#12-#8	#12-#10	50
HSC14FR250	0.25	0.13	0.03	#12-#8	#12-#10	250
HSC38FR	0.38	0.19	0.03	#6-#4	#8-#6	50
HSC38FR250	0.38	0.19	0.03	#6-#4	#8-#6	250
HSC12FR	0.50	0.25	0.03	#4-#1	#6-#4	50
HSC12FR250	0.50	0.25	0.03	#4-#1	#6-#4	250
HSC34FR	0.75	0.38	0.03	1/0-3/0	#2-1/0	50
HSC34FR250	0.75	0.38	0.03	1/0-3/0	#2-1/0	250
HSC100FR	1.00	0.50	0.04	4/0-300	1/0-4/0	25
HSC100FR100	1.00	0.50	0.04	4/0-300	1/0-4/0	100
HSC112FR	1.50	0.75	0.04	350-750	250-500	25
HSC112FR100	1.50	0.75	0.04	350-750	250-500	100
HSC200FR	2.00	1.00	0.05	800-1000	500-750	25
HSC200FR100	2.00	1.00	0.05	800-1000	500-750	100

NOTES:

1. Shrink temperature is 135° C (275° F).
2. For best results move heat gun along the length of heat shrink to avoid concentrations.
3. To extend useful life, store material below 70°F.
4. For additional Heat Shrinkable Tubing see "URD" section Type RYAC and RK169-2, RK170-2 in this section.

Shrink Tubing

Thin Wall Heat Shrink Tubing
Flame Retardant, Polyvinyl chloride

TYPE HS-FR

Thin Wall Heat Shrink Tubing,
25, 50, 100, and 250 Foot Reels



UL Recognized to 600V

Type HS-FR is a flexible polyvinyl chloride thin wall heat shrink. Offering insulating, color identification and strain relieving properties for terminations and splices. The 2:1 shrink ratio, allows for faster shrink recovery, covering wire sizes: #16 AWG to 1000 kcmil UL Recognized, 105° C, 600V, the operating temperature from -20° C to 105° C with a shrink temperature of 135° C.

How to Order:

Example: **HSB18FR**

- B** - Black
- BLU** - Blue
- G** - Green
- R** - Red
- W** - White
- Y** - Yellow

Features and Benefits

- UL 224, VW-1 Rated, self-extinguishing flame retardant properties
- Multi-use tubing; insulate, strain relief
- Easy identification available in a wide range of colors
- Low shrink temperature only requires common hot air guns to apply
- Meets MIL-M-23053/Z-206C

Catalog Number	I.D. Expanded	I.D. After Recovery	Wall Thickness	Conductor Range		Standard Reel Size (Feet)
				Code	Flex	
HS_18FR	0.125	0.062	0.025	#16 - #14	#16 - #14	50
HS_18FR250	0.125	0.062	0.025	#16 - #14	#16 - #14	250
HS_14FR	0.250	0.125	0.025	#12 - #8	#12 - #10	50
HS_14FR250	0.250	0.125	0.025	#12 - #8	#12 - #10	250
HS_38FR	0.375	0.187	0.025	#6 - #4	#8 - #6	50
HS_38FR250	0.375	0.187	0.025	#6 - #4	#8 - #6	250
HS_12FR	0.500	0.250	0.025	#4 - #1	#6 - #4	50
HS_12FR250	0.500	0.250	0.025	#4 - #1	#6 - #4	250
HS_34FR	0.750	0.375	0.030	1/0 - 3/0	#2 - 1/0	50
HS_34FR250	0.750	0.375	0.030	1/0 - 3/0	#2 - 1/0	250
HS_100FR	1.000	0.500	0.035	4/0 - 300	1/0 - 4/0	25
HS_100FR100	1.000	0.500	0.035	4/0 - 300	1/0 - 4/0	100
HS_112FR	1.500	0.750	0.040	350 - 750	250 - 500	25
HS_112FR100	1.500	0.750	0.040	350 - 750	250 - 500	100
HS_200FR	2.000	1.000	0.045	800 - 1000	500 - 750	25
HS_200FR100	2.000	1.000	0.045	800 - 1000	500 - 750	100

NOTES:

1. Shrink temperature is 135° C (275° F).
2. For best results move heat gun along the length of heat shrink to avoid concentrations.
3. To extend useful life, store material below 70°F.
4. For additional Heat Shrinkable Tubing see "URD" section Type RYAC and RK169-2, RK170-2 in this section.

TYPE HSIC-FR

Heavy Wall Heat Shrinkable End Cap

UL Listed to 600V



Type HSIC-FR, Heat Shrink Insulating End Cap Fire Retardant is a heavy wall, fire retardant end cap made of cross-linked thermally stabilized black polyolefin. Used to insulate exposed conductors in energized applications. The 3:1 shrink ratio offers greater range, accommodating copper wire sizes, #8 AWG thru 2500+ kcmil. Performs effectively over lead, aluminum, steel, polyethylene, EPR, and PVC jacketed materials. Blue thermal chromatic lines disappear indicating correct installation temperature and provide inspectability. I.D. adhesive provides superior moisture and weather resistant characteristics.



Features and Benefits

- Minimum 28 Oxygen index, UL94 V-O Rated with self-extinguishing flame retardant properties
- 3:1 Shrink Ratio; minimum inventory required
- Thermal chromatic lines indicate proper installation
- Low shrink temperature, 150°C, only requires common hot air gun to apply
- Meets sealing requirements for ANSI-C119.1, UL486D
- Weather and moisture resistant



1. Slide the HSIC-FR end cap onto the cable and hold in place using forefinger or thumb.



2. Beginning at closed end apply heat, blue thermochromatic lines will begin to disappear at 150° C. Gradually, move heat source to open end and around cap. Once lines are no longer visible and adhesive flows out of open end, discontinue heating.



3. HSIC-FR end cap installed on cable.

Catalog Number	600V Cable		Internal Diameter		Wall Thickness		Length ± 20%		# of Pcs. per Pkg.
	Code	Flex	(Min) Exp.	(Max) Rec	Exp.	Rec. ± 20%	Exp.	Rec.	
HSIC81FR	#8-#1	#8-#4	0.50	0.16	0.03	0.08	3.00	2.50	10
HSIC440FR	#4-4/0	#4-2/0	0.75	0.24	0.03	0.08	3.50	2.50	10
HSIC10500FR	1/0-500 kcmil	#1-313.1 kcmil	1.10	0.35	0.04	0.12	4.00	3.00	5
HSIC301000FR	3/0-1000 kcmil	2/0-646 kcmil	1.50	0.47	0.05	0.16	4.50	3.25	5
HSIC200FR	300-1750 kcmil	250-1111 kcmil	2.00	0.63	0.05	0.16	4.50	3.50	5
HSIC350FR	1250 kcmil (min)	—	3.50	1.18	0.05	0.16	5.00	4.50	5

TYPE BHSG1100

Heat Gun

250° - 1100° F (121° - 650° C)

Multi-purpose, low cost heat gun has an electronic variable thermal control dial. BHSG1100 meets the requirements of UL. It has a temperature range of 250° - 1100° F (121° - 650° C). Two (2) speed motor. Built-in safety stand heat guard included. Professional heat gun and accessories are recommended for all of your BURNDY heat shrink applications.

