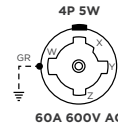
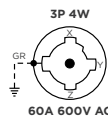
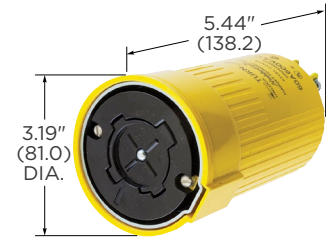


60 Amp, 600 Volts AC


IP30
SUITABILITY

Connector Bodies

Description	Cord Dia.	Catalog Number	
Black phenolic interior with yellow thermoplastic sleeve over steel cover.	.920"-1.450" (23.36-36.83)	HBL26418	—
Black phenolic interior with blue thermoplastic sleeve over steel cover.	1.00"-1.50" (25.40-38.10)	—	HBL26516



HBL26418



HBL26516

IP44
SUITABILITY


Receptacles

Description	Catalog Number	
Black phenolic interior with short aluminum housing and lift cover.	HBL26410	—
Black phenolic interior with long aluminum housing and lift cover.	HBL26420	—
Black phenolic interior with long aluminum housing with lift cover and blue finish.	—	HBL26520


IP30
SUITABILITY

Flanged Receptacles


Description	Catalog Number	
Black phenolic interior with steel housing and flange.	HBL26421	—
Black phenolic interior with steel housing and flange with blue finish.	—	HBL26521



HBL26410



HBL26420



HBL26520

Receptacle Box and Adapter Plates (Box requires one adapter)

Description	Catalog Number
Box, cast aluminum, only for 60A Hubbellock receptacles.	HBL26401
Straight adapter plate.	HBL26402
45° adapter plate.	HBL26404

Note: Straight or angle adapter plate must be used when mounting a 60A receptacle to HBL26401 box.
Cannot be used with round flanged receptacles and inlets.
See page C-68 for additional information.

Dimensions in Inches (mm)