

LED B11

5.5B11/PER/927-922/CL/G/E26/WGX 1FB T20

Philips LED B11 candles offer energy saving ambiance with the elegant effect of incandescent candles. These designs provides light in an omnidirectional manner, giving lighting designers a long life alternative to standard incandescent sources.

Product data

| General Information | |
|------------------------|-----------------------------------|
| Cap-Base | E26 [Single Contact Medium Screw] |
| Nominal lifetime | 15,000 hour(s) |
| Switching Cycle | 20,000 |
| Rated Lifetime (Hours) | 15,000 hour(s) |
| Lighting Technology | LED |
| EU RoHS compliant | Yes |

| Light Technical | |
|---------------------------------------|------------------------------|
| Color Code | 927-922 [CCT of 2700K-2200K] |
| Luminous Flux | 500 lm |
| Color Designation | Warm Glow(WG) |
| Correlated Color Temperature (Nom) | 2700 2200 K |
| Luminous Efficacy (rated) (Nom) | 90.00 lm/W |
| Color Consistency | <4 |
| Color rendering index (CRI) | 90 |
| LLMF At End Of Nominal Lifetime (Nom) | 70 % |

| Operating and Electrical | |
|--------------------------|-------------|
| Line Frequency | 50 to 60 Hz |
| Input Frequency | 50 to 60 Hz |
| Power Consumption | 5.5 W |
| Lamp Current (Nom) | 60 mA |
| Wattage Equivalent | 60 W |

| | |
|---------------------------|-------|
| Starting Time (Nom) | 0.5 s |
| Warm-up time to 60% light | 0.5 s |
| Power Factor (Fraction) | 0.75 |
| Voltage (Nom) | 120 V |

| Temperature | |
|----------------------|-------|
| T-Case Maximum (Nom) | 60 °C |

| Controls and Dimming | |
|----------------------|-----|
| Dimmable | Yes |

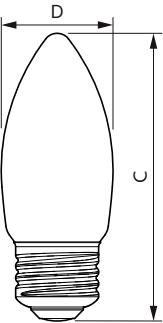
| Mechanical and Housing | |
|----------------------------|--------------|
| Bulb Finish | Clear |
| Bulb Material | Glass |
| Bulb Shape | B11 |
| UL Wet/ damp/ dry location | Wet location |

| Approval and Application | |
|-------------------------------|-------------|
| Energy Consumption kWh/1000 h | - kWh |
| Energy Certifications | Energy Star |
| EyeComfort | Yes |
| T20 compliant | Yes |
| LED Innovations | EyeComfort |

LED B11

| | |
|-------------------------------------|---|
| Application Conditions | |
| can it be used in closed luminaires | No |
| Product Data | |
| Order product name | 5.5B11/PER/927-922/CL/G/E26/WGX 1FB T20 |
| Full product name | 5.5B11/PER/927-922/CL/G/E26/WGX 1FB T20 |
| Order code | 929002204604 |


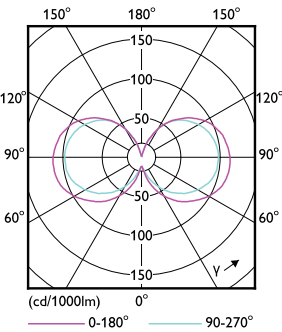
Dimensional drawing



| | |
|---------------------------------|----------------|
| Material Nr. (12NC) | 929002204604 |
| Numerator - Quantity Per Pack | 1 |
| EAN/UPC - Product/Case | 046677549343 |
| Numerator - Packs per outer box | 10 |
| EAN/UPC - Case | 50046677549348 |

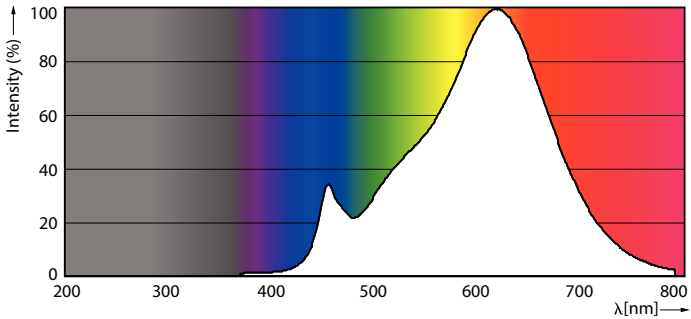
| Product | D | C |
|---|-------|-------|
| 5.5B11/PER/927-922/CL/G/E26/WGX 1FB T20 | 35 mm | 92 mm |

Photometric data



Light Distribution Diagram - 5.5B11/PER/927-922/CL/G/E26/WGX 1FB T20

General uniform lighting - 5.5B11/PER/927-922/CL/G/E26/WGX 1FB T20



Spectral Power Distribution Colour - 5.5B11/PER/927-922/CL/G/E26/WGX 1FB T20

LED B11

Lifetime



Life Expectancy Diagram - 5.5B11/PER/927-922/CL/G/E26/WGX 1FB T20



Lumen Maintenance Diagram - 5.5B11/PER/927-922/CL/G/E26/WGX 1FB T20

