

THE FUTURE IS ON®


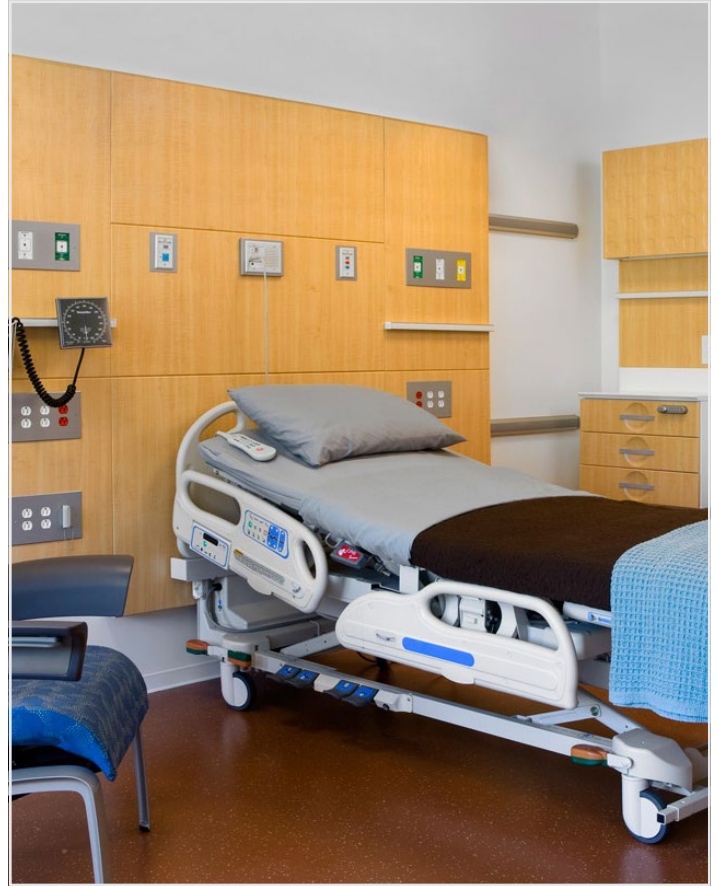


lev-lok®

Modular Wiring Device System

SELECTION GUIDE

The safer and more efficient solution
for modern building electrical systems.



lev-lok[®]

The PERFECT
productivity solution
for electrical construction
and maintenance
applications.

SIMPLE & SECURE



Install Wiring Module

All modules have a Circuit ID Label for ease of identification



Connect Wiring Device

Simply push and twist to lock connection

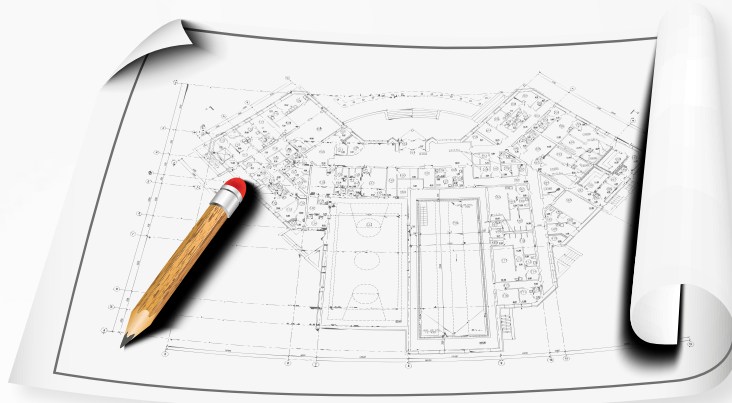


Finish Installation

Install device into box and finish with wallplate

The Challenge

The rapid change in technology has made it difficult for architects, engineers, and contractors to design and build structures that meet both current and future requirements, especially when it comes to the building's electrical distribution system. The pressure to compress timelines on these types of construction projects has become even greater.



The Solution

The Lev-Lok® modular wiring device system addresses the above challenges. The installation and commissioning of Lev-Lok wiring devices is significantly faster and easier than conventional wiring devices. This not only allows electrical construction projects to be completed faster, but also significantly lowers the risk of incorrect installation that results in costly rework and extended timelines.

But the benefits don't stop there. The Lev-Lok modular wiring device system makes it just as fast and easy to upgrade or replace wiring devices to meet future needs, whether it is related to reconfiguration for changing requirements, or updating to new technology as it becomes available.

A COMPLETE PORTFOLIO



Receptacles

Standard Duplex and Decora Plus™, GFCI, USB & Surge Protective



Switches

Toggle and Decora Plus™



Sensors

PIR, Ultrasonic, Multitech



Extra Heavy-Duty and Heavy-Duty Hospital Grade Receptacles

- Available in standard, tamper-resistant, power indication, illuminated, and isolated ground versions of both our conventional and Decora Plus™ duplex platforms
- Wiring modules available in several colors for easy circuit identification: white (normal power), red (for emergency circuits) and orange (for isolated ground circuits)
- Constructed with impact-resistant thermoplastic nylon and one-piece wraparound straps assuring maximum durability
- No exposed live parts makes changeout safer and quicker

Extra Heavy-Duty and Heavy-Duty Specification Grade Receptacles

- Available in standard, tamper-resistant, and isolated ground versions of both our conventional and Decora Plus™ duplex platforms
- Constructed with impact-resistant thermoplastic nylon and one-piece wraparound straps assuring maximum durability
- Grounding clip permanently secured to strap makes for most reliable ground connection
- Permanently marked “controlled” devices enable compliance with energy standards for buildings such as ASHRAE 90.1 and California’s Title 24

CONTROLLED RECEPTACLES



Marked “Controlled”
Receptacles for use with
plug load control systems



Extra Heavy-Duty SmartLockPRO® GFCI Receptacles

- Patented lockout feature prevents RESET if the GFCI is miswired or the circuit is no longer functioning properly
- Industry exclusive wraparound strap provides greater support for receptacles, especially in physically harsh environments
- Advanced engineering polymer face provides superior chemical and impact resistance
- The only GFCI modular wiring device on the market with feed-through terminals for protecting downstream receptacles



Heavy-Duty Commercial Specification Grade and Hospital Grade USB Receptacles

- Type A/A USB Ports have a combined total of 3.6A of charging power
- Type A/C USB Ports have a combined total of 5.1 A charging power, providing faster charging and aligning with emerging standards for most mobile devices
- USB ports optimally spaced for simultaneous use, easy maneuvering and reduced USB cable stress
- Impact and chemical resistant PBT face ensures a long service life, even in punishing public spaces

INDUSTRY EXCLUSIVE

Our Lev-Lok® GFCI's feature feed-through terminals for downstream protection





Heavy-Duty Surge Protective Receptacles

- Provides for point-of-use protection of computers and other office equipment
- Indicator light provides visual indication that equipment is being protected
- Available audible alarm for hidden locations (can be silenced)
- Wide variety of color options aid in identifying different types of equipment or applications
- Tamper-resistant shutters provide an extra level of safety against electrical injury as specified by the National Electrical Code



Extra Heavy-Duty Switches

- Available in toggle and Decora Plus™ platforms, in either single pole or 3-way options
- Illuminated and tamper-resistant toggle versions also available
- Heavy gauge galvanized steel mounting strap provides extra durability for use in physically abusive environments
- Toggle switches available with antimicrobial treated touch surfaces to reduce the growth of harmful bacteria on the device

AN EXTRA LAYER OF PROTECTION

Introducing the “Clean” Switch and Wallplate

To help combat the spread of germs in public facilities, Leviton has developed antimicrobial treated wiring devices to help keep the surfaces of our switches and wallplates cleaner.

Learn more at: leviton.com/antimicrobial



MSSMT-GDW



MD515-1DW



Occupancy Sensors

- Provide automatic lighting control for energy saving and convenience in a variety of commercial applications
- Fits in standard wallbox and replaces single pole wall switch - gangable with other units
- Available in Passive Infrared (PIR), Ultrasonic, and Multi-Technology (Ultrasonic and PIR) versions to accommodate a wide variety of spaces
- Low-profile design eliminates obtrusive “scanning-device” look
- Uses Decora® and Decora Plus™ wallplates and coordinates with Leviton’s popular line of Decora® wiring devices

MSPSW-XST



MSTWL-SIG

Wiring Modules

- Wiring modules are keyed to prevent miswiring
- Available with stranded or solid wire leads
- Receptacle wiring modules available in several colors for easy “specialty” circuit identification
- Switch/sensor wiring modules have color coded leads for ease of installation
- All wiring modules have circuit ID cables for convenient marking

TESTING SIMPLIFIED

Lev-Lok® Circuit Analyzer

The Lev-Lok® Circuit Analyzer helps in testing the circuit prior to installing Lev-Lok Receptacles. Simply connect the receptacle wiring module to the circuit analyzer and you will be able to confirm that wiring is correct, or identify a wiring problem.

- **Easy to read indicator lights reveal 5 common wiring issues:**
Open hot, Open ground, Open neutral, Hot/ground reverse, Hot/neutral reverse
- Compact ergonomic design includes comfort grip and built-in keyhole for lanyard attachment
- cCSAus Listed



LVLOK-TST

Lev-Lok® Hospital Grade Receptacles

Style	Description	Rating	Default Cat. Number	Color Options
Conventional	Extra Heavy-Duty	15 A	M8200	default (Brown), -I, -W, -E, -B, -GY, -R, -T
		20 A	M8300	
	Extra Heavy-Duty, Tamper-Resistant	15 A	M8200-SG	default (Brown), I, W, E, B, G, R, T
		20 A	M8300-SG	
	Extra Heavy-Duty, MRI	15 A	MRI15	-I, -W, -GY, -R, -T
		20 A	MRI20	
	Heavy-Duty	15 A	M8200-H	default (Brown), I, W, E, B, GY, R, T
		20 A	M8300-H	
	Heavy-Duty, Tamper-Resistant	15 A	MT820	default (Brown), -I, -W, -E, -B, -GY, -R, -T
		20 A	MT830	
	Extra Heavy-Duty, Illuminated	15 A	M8200-IL	I, W, G, R, T
		20 A	M8300-IL	
Decora Plus™	Extra Heavy-Duty	15 A	M1626-HG	0 (Brown), I, W, E, B, G, R, T
		20 A	M1636-HG	
	Extra Heavy-Duty, Tamper-Resistant	15 A	MT162-HG	I, W, G, R
		20 A	MT163-HG	I, W, G, R, T
	Extra Heavy-Duty, Illuminated	15 A	M1626-IL	I, W, G, R, T
		20 A	M1636-IL	
	Extra Heavy-Duty, Illuminated, Tamper-Resistant	15 A	MT162-IL	I, W, G, R, T
		20 A	MT163-IL	
	Extra Heavy-Duty, Power Indication	15 A	M1626-PL	I, W, G, R, T
		20 A	M1636-PL	
	Heavy-Duty, Isolated Ground	15 A	MD820-IG	default (Orange), I, W, E, G, R, T
		20 A	MD830-IG	
	Heavy-Duty, Isolated Ground, Tamper-Resistant	15 A	MDT82-IG	default (Brown), I, W, E, G, R, T
		20 A	MDT83-IG	



M8300-W



M8300-IG



MT162-ILR

Mating Wallplates

Leviton's wallplate selection includes standard configurations from single-gang to ten-gang, available in standard, midway and oversize dimensions. Materials include nylon, plastic, and metal (stainless steel, brass, and aluminum).



Must use with MSTWL series wiring modules (sold separately) - see back cover for details

COLOR LEGEND

Brown	Ivory	White	Black	Blue	Gray	Red	Lt. Almond	Green
base cat no	I	W	E	B or U or BU	GY or G	R	T	N or GN

Base color is Brown, for other colors add the appropriate color indicator to the base catalog number - Ex: M1626-HG**W**

Lev-Lok® Industrial Specification Grade Receptacles

Style	Description	Rating	Default Cat. Number	Color Options
Conventional	Extra Heavy-Duty	15 A	M5262	default (Brown), -I, -W, -E, -B, -GY, -R, -T
		20 A	M5362	
	Extra Heavy-Duty, Tamper-Resistant	15 A	M5262-SG	default (Brown), I, W, E, B, G, R, T
		20 A	M5362-SG	
	Heavy-Duty	15 A	M5262-S	default (Brown), I, W, B, GY (place before S), R, T
		20 A	M5362-S	
	Heavy-Duty, Tamper-Resistant	15 A	MT562-S	default (Brown), I, W, E, B, GY, R, T
		20 A	MT563-S	
	Heavy-Duty, Split Circuit	15 A	M5262-SC	default (Brown), I, W, E, B, G, R, T
		20 A	M5362-SC	
	Heavy-Duty, Split Circuit, Tamper-Resistant	15 A	MT562-SC	default (Brown), I, W, E, B, G, R, T
		20 A	MT563-SC	
	Heavy-Duty, Isolated Ground	15 A	M5262-IG	default (Orange), I, W, E, G, R, T
		20 A	M5362-IG	
	Heavy-Duty, Isolated Ground, Tamper-Resistant	15 A	MT562-IG	default (Orange), I, W, E, G, R, T
		20 A	MT563-IG	
Decora Plus™	Heavy-Duty	15 A	M1626	default (Brown), -I, -W, -E, -B, -GY, -R, -T
		20 A	M1636	
	Heavy-Duty, Tamper-Resistant	15 A	MT162	default (Brown), -I, -W, -E, -B, -GY, -R, -T
		20 A	MT163	
	Heavy-Duty, Split Circuit	15 A	M1626-SC	default (Brown), I, W, E, B, G, R, T
		20 A	M1636-SC	
	Heavy-Duty, Split Circuit, Tamper-Resistant	15 A	MT162-SC	default (Brown), I, W, E, B, G, R, T
		20 A	MT163-SC	
	Heavy-Duty, Isolated Ground	15 A	M1626-IG	default (Orange), I, W, E, G, R, T
		20 A	M1636-IG	
	Heavy-Duty, Isolated Ground, Tamper-Resistant	15 A	MT162-IG	default (Orange), I, W, E, G, R, T
		20 A	MT163-IG	
	Heavy-Duty, Permanently Marked Controlled, 1 receptacle	15 A	M1626-1C	default (Brown), I, W, E, B, G, R, T
		20 A	M1636-1C	
	Heavy-Duty, Permanently Marked Controlled, 1 receptacle, Tamper-Resistant	15 A	MT162-1C	default (Brown), I, W, E, B, G, R, T
		20 A	MT163-1C	
	Heavy-Duty, Permanently Marked Controlled, 2 receptacles	15 A	M1626-2S	default (Brown), I, W, E, U, G, R, T, N
		20 A	M1636-2S	
	Heavy-Duty, Permanently Marked Controlled, 2 receptacles, Tamper-Resistant	15 A	MT162-2	default (Brown), I, W, E, BU, GY, R, T, GN
		20 A	MT163-2	



M5362-W



M5362-2SW



M1626-I



M1626-2S



Must use with MSTWL series wiring modules (sold separately) - see back cover for details

COLOR LEGEND

Brown	Ivory	White	Black	Blue	Gray	Red	Lt. Almond	Green
base cat no	I	W	E	B or U or BU	GY or G	R	T	N or GN

Base color is Brown, for other colors add the appropriate color indicator to the base catalog number - Ex: MT563-2S**W**

Lev-Lok® SmartLockPRO® GFCI Receptacles

Grade	Description	Rating	Default Cat. Number	Color Options
Specification Grade	Extra Heavy-Duty, Self-Test, Feed-Through Terminals	15 A	MGFN1	default (Brown), -I, -W, -E, -GY, -R, -T
		20 A	MGFN2	
	Extra Heavy-Duty, Tamper-Resistant, Self-Test, Feed-Through Terminals	15 A	MGFT1	default (Brown), -I, -W, -E, -GY, -R, -T
		20 A	MGFT2	
Hospital Grade	Extra Heavy-Duty, Self-Test, Feed-Through Terminals	15 A	MGFN1-HG	default (Brown), I, W, E, G, R, T
		20 A	MGFN2-HG	
	Extra Heavy-Duty, Tamper-Resistant, Self-Test, Feed-Through Terminals	15 A	MGFT1-HG	default (Brown), I, W, E, G, R, T
		20 A	MGFT2-HG	



Lev-Lok® Receptacles with USB Ports

Grade	Description	Rating	Default Cat. Number	Color Options
Specification Grade	Heavy-Duty, Tamper-Resistant, Two Type A USB Ports	15 A	M56AA	default (Brown), -I, -W, -E, -B*, -GY, -R*, -T, -N*, -O*
		20 A	M58AA	
	Heavy-Duty, Tamper-Resistant, One Type A and One Type C USB Port	15 A	M56AC	default (Brown), -I, -W, -E, -B*, -GY, -R*, -T, -N*, -O*
		20 A	M58AC	
Hospital Grade	Heavy-Duty, Tamper-Resistant, Two Type A USB Ports	15 A	M56AA-HG	default (Brown), I, W, E, G, R, T
		20 A	M58AA-HG	
	Heavy-Duty, Tamper-Resistant, One Type A and One Type C USB Port	15 A	M56AC-HG	default (Brown), I, W, E, G, R, T
		20 A	M58AC-HG	



* Special order items (minimum order quantities apply)

Lev-Lok® Surge Protective Receptacles

Grade	Description	Rating	Default Cat. Number	Color Options†
Specification Grade	Heavy-Duty, Tamper-Resistant	15 A	MT528	default (Brown), -I, -W, -E, -B, -GY, -T
		20 A	MT538	default (Brown), -I, -W, -E, -B, -GY
	Heavy-Duty, Tamper-Resistant, Audible Alarm	15 A	MT728	-I, -W, -E, -B, -T
		20 A	MT738	-I, -W, -E, -B
Hospital Grade	Heavy-Duty, Tamper-Resistant, Audible Alarm	15 A	MT828	-I, -W, -B, -R, -T
		20 A	MT838	-I, -W, -B, -GY, -R



Must use with MSTWL series wiring modules (sold separately) - see back cover for details

COLOR LEGEND

Brown	Ivory	White	Black	Blue	Gray	Red	Lt. Almond	Green	Orange
base cat no	I	W	E	B or U or BU	GY or G	R	T	N or GN	O

Base color is Brown, for other colors add the appropriate color indicator to the base catalog number - Ex: MGFN1-**W**

Lev-Lok® Industrial Specification Grade Switches and Sensors

Style	Description	Rating	Default Cat. Number	Color Options
Toggle	Extra Heavy-Duty, Single Pole	15 A	M1201	default (Brown), -I, -W, -GY, -R
		20 A	M1221	default (Brown), -I, -W, -E, -GY, -R, -T
	Extra Heavy-Duty, Single Pole, Illuminated	15 A	M1201-LH	C (Clear), I, W
		20 A	M1221-LH	C (Clear), I, W, R
	Extra Heavy-Duty, Single Pole, Tamper-Resistant	15 A	M1201-L	default (Brown), I*
		20 A	M1221-L	default (Brown), I*, W*, G*, R*
	Extra Heavy-Duty, Single Pole, Antimicrobial Treated	20 A	AM120	-I, -W, -GY, -R
	Extra Heavy-Duty, 3-way	15 A	M1203	default (Brown), -I, -W, -GY, -R
		20 A	M1223	default (Brown), -I, -W, -E, -GY, -R, -T
	Extra Heavy-Duty, 3-way, Illuminated	15 A	M1203-LH	C (Clear), I, W
		20 A	M1223-LH	
	Extra Heavy-Duty, 3-way, Tamper-Resistant	15 A	M1203-L	default (Brown), I*
		20 A	M1223-L	default (Brown), I*, W*, G*, R*
	Extra Heavy-Duty, 3-way, Antimicrobial Treated	20 A	AM320	-I, -W, -GY, -R
Decora Plus™	Extra Heavy-Duty, Single Pole	15 A	M5691	-I, -W, -GY, -T
		20 A	M5621	default (Brown), -I, -W, -GY, -T, -R
	Extra Heavy-Duty, Single Pole, Illuminated	20 A	M5631	-I, -W, -T
	Extra Heavy-Duty, 3-way	15 A	M5693	-I, -W, -GY, -T
		20 A	M5623	default (Brown), -I, -W, -GY, -R, -T
	Extra Heavy-Duty, 3-way, Illuminated	20 A	M5633	-I, -W, -T

* Indicator placed before “L”



M1203-GY



M1221-L



M5691-W

Style	Description	Amp.	Default Cat. Number	Color Options
Occupancy Sensors	Passive Infrared (PIR)	Load - Incandescent/ Tungsten: 800 W @ 120 V Fluorescent: 1200 VA @ 120 V-2700 VA @ 277 V	MDS10-ID	I, W, E, G, T
	Passive Infrared (PIR) w/ Self-Adaptive Technology		MDS15-ID	I, W, E, G, T
	Multi-Technology (PIR/Ultrasonic)		MSSMT-GD	I, W, E, G, T



MSSMT-GDW

Must use with MSPSW (single pole), M3WSW (three-way), or MSPSW-X (sensor) series wiring modules (sold separately)
- see back cover for details

COLOR LEGEND

Brown	Ivory	White	Black	Blue	Gray	Red	Lt. Almond	Green
base cat no	I	W	E	B or U or BU	GY or G	R	T	N or GN

Base color is Brown, for other colors add the appropriate color indicator to the base catalog number - Ex: M1221-**W**

Lev-Lok® Modules

For Receptacles, 20 A, 125 V Max.



MSTWL-A



MSTWL-R



MSTWL-SIG

Description	Module Color	Wire Type	Wire Colors	Cat. Number
Stranded Wire Leads	White	THHN	Black, White, Green	MSTWL-A
Stranded Wire Leads with Push Wire Connectors (4-Port Connector)	White	THHN	Black, White, Green	MSTWL-WST
Stranded Wire Leads with Push Wire Connectors	White	THHN	Black, White, Green	MSTWL-WT6**
Stranded Wire Leads with Push Wire Connectors	Red	THHN	Black, White, Green	MSTWL-RT6**
Stranded Wire Leads for Emergency Circuits	Red	THHN	Black, White, Green	MSTWL-R
Stranded Wire Leads for Isolated Ground Circuits	Orange	THHN	Black, White, Green	MSTWL-IG
Stranded Wire Leads with Push Wire Connectors for Isolated Ground Circuits	Orange	THHN	Black, White, Green	MSTWL-WIG
Solid Wire Leads	White	THHN	Black, White, Green	MSTWL-SDA
Solid Wire Leads for Isolated Ground Circuits	Orange	THHN	Black, White, Green	MSTWL-SIG
Solid Wire Leads with Push Wire Connectors (4-Port Connector)	White	THHN	Black, White, Green	MSTWL-WSD
Solid Wire Leads with Push Wire Connectors	White	THHN	Black, White, Green	MSTWL-WD6**
Stranded Wire Leads for Low Leakage Circuits	White	XHHW-2	Orange, Brown, Green/Yellow	MSTWL-XA*
Stranded Wire Leads for Low Leakage Circuits	White	XHHW-2	Brown/Yellow, Orange/Blue, Green/Yellow	MSTWL-XI*
Stranded Wire Leads for Low Leakage Circuits	White	XHHW-2	Black, White, Green/Yellow	MSTWL-XN*

* Add suffix of 0 for 6", 1 for 12", 2 for 24" or 3 for 36" long leads. Please allow 4 to 6 weeks for delivery.

** 6-port connector only on ground lead. 4-port connector on the hot & neutral leads. Special order only configurations.



MSPSW-ST

For Single Pole Switches, 20 A, 347 V Max.

Stranded Wire Leads	Yellow	THHN	Black, Black, Green	MSPSW-ST
Stranded Wire Leads with Push Wire Connectors	Yellow	THHN	Black, Black, Green	MSPSW-WST
Solid Wire Leads	Yellow	THHN	Black, Black, Green	MSPSW-SD
Stranded Wire Leads	Yellow	THHN	Brown, Brown, Green	MSPSW-7ST
Solid Wire Leads	Yellow	THHN	Brown, Brown, Green	MSPSW-7SD



M3WSW-ST

For 3-Way Switches, 20 A, 347 V Max.

Stranded Wire Leads	Yellow	XHHW-2	Black, Red, Red, Green	M3WSW-ST
Stranded Wire Leads with Push Wire Connectors	Yellow	XHHW-2	Black, Red, Red, Green	M3WSW-WST
Stranded Wire Leads for 277V Lighting Applications	Yellow	XHHW-2	Brown, Yellow, Yellow, Green	M3WSW-7ST
Solid Wire Leads	Yellow	XHHW-2	Black, Red, Red, Green	M3WSW-SD



MSPSW-XST

For Occupancy Sensors, 20 A, 347 V Max.

Stranded Wire Leads	Yellow	THHN	Black, Blue, Green	MSPSW-XST
Solid Wire Leads	Yellow	THHN	Black, Blue, Green	MSPSW-XSD

Visit our Website at:

www.leviton.com/levlok

email: commercial@leviton.com

Q-3600

080619

Leviton Manufacturing Co., Inc.

201 N Service Rd, Melville, NY 11747

Telephone: 1-800-323-8920 • FAX: 1-800-832-9538

Tech Line (8:30AM-7:30PM E.S.T. Mon-Fri): 1-800-824-3005

© 2019 Leviton Manufacturing Co., Inc. All rights reserved.

