



Harmony XB4 metal

Control and signaling units



Harmony

Discover [Harmony](#)

Advanced operator interface and industrial relays

Harmony operator interface and industrial relays enhance operational efficiency and equipment availability across industrial and building applications. **Harmony** includes intelligent connected products and edge terminals that visualize, gather and process data, enabling informed operator decisions

Explore our offer

- [Harmony](#) Push Buttons and Switches
- [Harmony](#) HMI Operator Terminals, IPC and EdgeBox
- [Harmony](#) Signaling Devices
- [Harmony](#) Electrical Relays
- [Harmony](#) Safety

Life Is 

Schneider
Electric

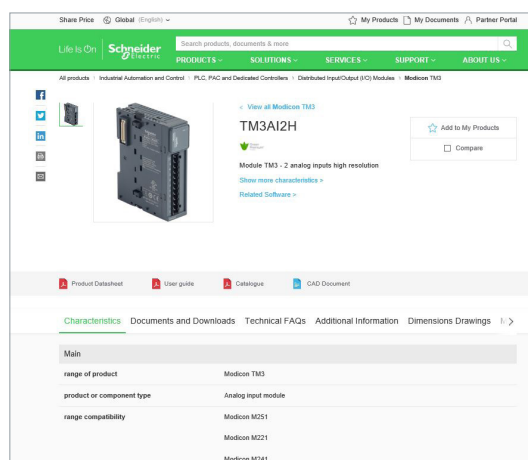
Quick access to product information

Get technical information about your product

References

Modicon TM3
I/O expansion modules for Modicon controllers
Analog I/O modules

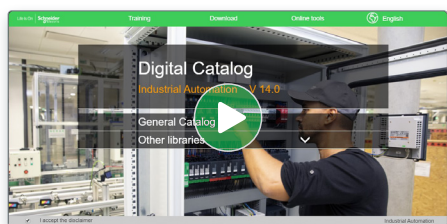
References	Modicon TM3 analog input modules	Input range	Resolution	Input terminal block (T)	Reference	Weight (kg)
2 voltage/current inputs	-10...+10 VDC 0...+10 VDC 0...20 mA / -20 mA	16 bits of	0.001	TM3AI201	0.150	
		16 bits of sign	0.002	TM3AI202	0.150	
4 voltage/current inputs	-10...+10 VDC 0...+10 VDC 0...20 mA / -20 mA	12 bits of	0.001	TM3AI401	0.200	
		11 bits of sign	0.002	TM3AI402	0.200	
4 voltage/current or temperature inputs (I, K, R, S, E, T, N, E, C)	-10...+10 VDC 0...+10 VDC 0...20 mA / -20 mA	16 bits of	0.001	TM3AI401	0.200	
		11 bits of sign	0.002	TM3AI402	0.200	
4 differential temperature inputs (I, K, R, S, E, T, N, E, C)	-10...+10 VDC 0...+10 VDC 0...20 mA / -20 mA	16 bits of	0.001	TM3AI401	0.200	
		11 bits of sign	0.002	TM3AI402	0.200	
4 voltage/current	-10...+10 VDC 0...+10 VDC 0...20 mA / -20 mA	16 bits of	0.001	TM3AI401	0.200	
		11 bits of sign	0.002	TM3AI402	0.200	



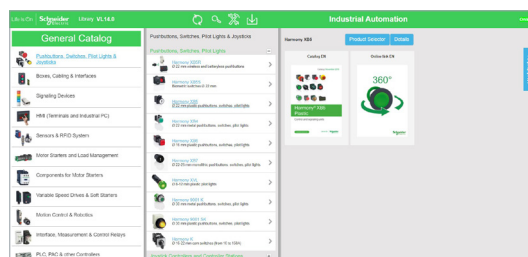
Each commercial reference presented in a catalog contains a hyperlink. Click on it to obtain the technical information of the product:

- Characteristics, Dimensions and drawings, Mounting and clearance, Connections and schemas, Performance curves
- Product image, Instruction sheet, User guide, Product certifications, End of life manual

Find your catalog



- > With just 3 clicks, you can access the Industrial Automation and Control catalogs, in both English and French
- > Consult digital automation catalogs at [Digi-Cat Online](#)

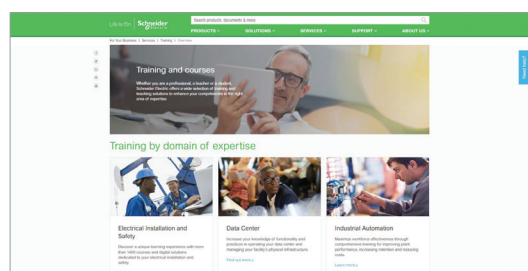


- Up-to-date catalogs
- Embedded product selectors, 360° pictures
- Optimized search by commercial references

Select your training



- > Find the right [Training](#) for your needs on our Global website
- > Locate the training center with the selector tool, using this [link](#)



Life Is On

Schneider Electric

General contents

Harmony XB4 metal

■ General presentation	page 3
■ Presentation	
□ Presentation, installation, and environment.....	page 12
Selection guide	page 14
■ Description	
□ Complete units, XB4B and XB4F.....	page 16
□ Sub-assemblies, ZB4B and ZB4F.....	page 20
■ Installation	
□ Contact mounting - Contact sequence.....	page 28
■ References for diameter 22 mm mounting	
□ Spring return pushbuttons, unmarked and with marking	page 33
□ Illuminated pushbuttons, spring return	
- With Universal LED and BA9s base fitting	page 37
□ Multiple-headed pushbuttons, spring return	page 41
□ Mushroom head pushbuttons, spring return and latching	page 44
□ Emergency stop and Emergency switching off functions	page 46
□ Illuminated rings and circular yellow legends for Emergency stop	page 48
□ Illuminated Emergency switching off function and circular yellow legends	page 49
□ Accessories for pushbuttons.....	page 50
□ Large head pushbuttons with integrated bellows	page 53
□ Pushbuttons and illuminated pushbuttons, push-push.....	page 55
□ Selector switches	
- With standard handle and long handle.....	page 56
- Key switches, toggle switches, and with knurled knob	page 58
- Illuminated, with standard handle and Universal LED.....	page 61
□ Pilot lights	
- With Universal LED and BA9s base fitting	page 63
- Push-to-test pilot light	page 66
□ Specific functions	
- Manual overload reset pushbuttons, potentiometers	page 67
- Timers, hour counters, annunciators, USB/RJ45 ports, fuse carrier, and basic displays	page 68
- Joystick controllers and wobblesticks	page 69
□ Accessories	
- For heads	page 70
- Legends, legend holders, legend plates	page 72
■ References for diameter 30 mm, flush mounted	
□ Flush mounted spring return pushbuttons, unmarked and with marking	page 81
□ Flush mounted illuminated pushbuttons, spring return	
- With Universal LED.....	page 84
□ Flush mounted pushbuttons with push-push, illuminated and non-illuminated	page 87
□ Flush mounted selector switches	
- With standard handle and long handle.....	page 89
- Key switches, and with knurled knob	page 91
- Illuminated, with standard handle and Universal LED.....	page 93
□ Flush mounted pilot light with Universal LED	page 95
□ Accessories	
- For heads	page 96
- Legends, legend holders, legend plates	page 97
■ Common components and accessories	
□ Body/contact assemblies and light blocks.....	page 101
■ Product reference index	page 116

Control and signaling units

Pushbuttons, switches, and pilot lights



Life Is On

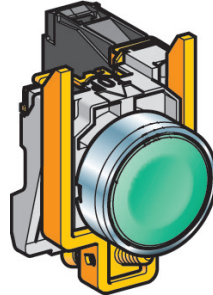
Schneider
Electric

Control and signaling units

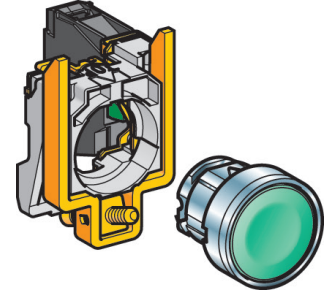
Harmony XB4 metal

Pushbuttons, switches, and pilot lights

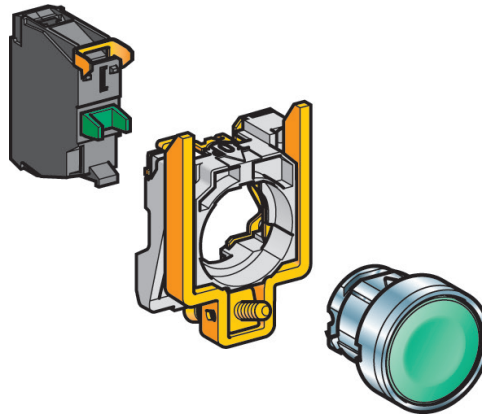
The Harmony range of metal pushbuttons, switches, and pilot lights offers a combination of easy installation, flexibility, and robustness to address the majority of industrial applications. It provides one of the most comprehensive product ranges on the market.



Complete unit for repeat orders XB4BA31



Sub-assembly (for additional flexibility) ZB4BZ101 + ZB4BA3



Basic elements (for optimum flexibility) ZBE101 + ZB4BZ009 + ZB4BA3

A single provider

Our team of experts understands the needs of our customers in terms of their processes and applications. The Harmony ranges are available globally wherever you need them.



A global network of partners you can rely on to support customized end-to-end solutions

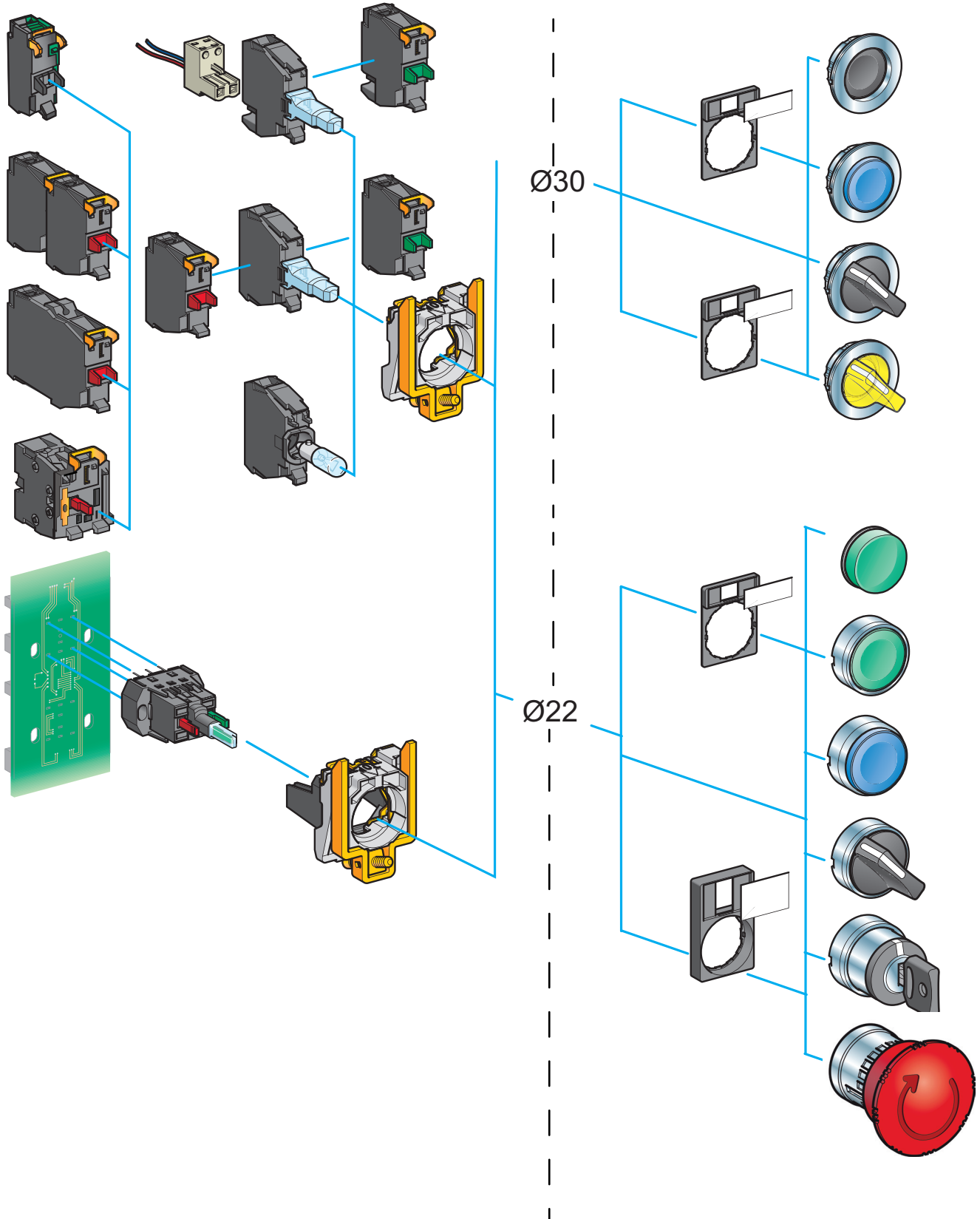
The confidence of a market leader

- > More than 50 years' experience designing switches, pushbuttons, and pilot lights
- > A global network of partners and distributors you know and trust
- > Worldwide product availability with over 17,000 points of sale in more than 100 countries

Control and signaling units

Harmony XB4 metal

Pushbuttons, switches, and pilot lights





360° view
Click on the image for 3D view



Customized products

Modern design

Harmony delivers an innovative and ergonomic design that allows easy operation and improves the look and feel of your control panels and machines.

Improved reliability of panels, machines, and processes

- > The flush mounting solution addresses the market demands for ergonomic design and aesthetics
- Built-in flush pushbuttons
- Flush mounting kit accessories
- > Pushbuttons and switches with a vibrant color pallet

A touch of style for your electrical panels

- > Innovative design without compromise on cost
- > Better perceived quality of your machines and panels
- > A clearer view of control features


> Define your own style with powerful customization options

- > Markings on pushbutton, illuminated pushbuttons, and pilot lights caps
- > Markings on the bezel for all built-in flush products
- > Markings on accessories, like legend plates and legend panels





Emergency stop pushbutton with illuminated ring



NC monitoring contact block



Harmony XB4 metal, Explosive atmosphere offer

Operational efficiency

The Harmony XB4 range offers innovative features for ease-of-use to make an operator's work simpler and more efficient.

Improved operator efficiency

- > Illuminated Emergency stop pushbutton solutions that help you quickly find the E-stop button responsible for production downtime
- > Robust illuminated and non-illuminated buzzers providing water resistance up to IP66, IP67, IP69, and IP69K
- > High brightness and full-surface illumination of pushbuttons and selector switches
- > Dedicated offer for explosive atmospheres

Lower safety risk and less machine downtime

- > Monitoring of the Emergency stop head connection with the NC safety monitoring contact block reduces human error during maintenance or installation of the machine
- > Integration of two functions in one to keep existing cabling and avoid extra connection risks
- > Dedicated offer for explosive atmospheres



Universal LED block for all illuminated functions

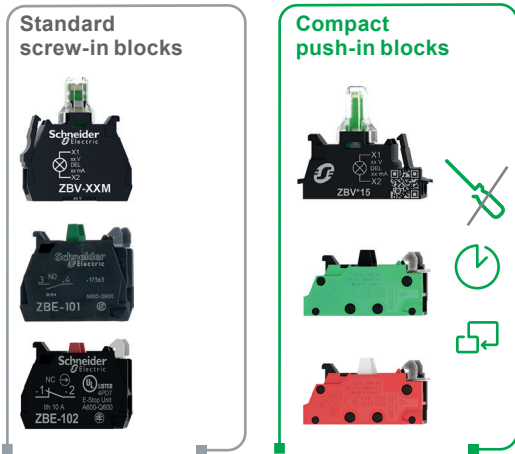
Harmony has streamlined the structure of pilot lights and actuators using LEDs by moving from 6 colored LEDs to a universal light source.

A unique technology that leads to the best lighting solution

- > Reduces the number of stocked part numbers by a factor of 6 (for a given wiring and voltage solution)
- > Offers astonishing intensity and contrast with enhanced color purity
- > Reduces design and installation time
- > Simplifies maintenance
- > Avoids pairing errors between heads and light blocks thanks to simplified nomenclatures

The Universal LED light blocks are now identifiable in the catalog with the logo below as well as physically on the product with the two letters "UN".






Productivity and aesthetic efficiency

Harmony is the first range on the market to introduce compact and stackable contact blocks including push-in technology, fully compatible with the Harmony XB4 units.

Innovative products for benefits never seen before

- > Save installation cost by reducing wiring time
- > No tool required when inserting cables
- > Save maintenance cost by avoiding re-tightening campaigns
- > Improve aesthetic with slim panels thanks to compactness
- > Extend scope of applications with more configuration options
- > No compromise on performance or robustness




Affordable

Harmony delivers simplicity and efficiency while helping to keep your costs down.

Increasing operator efficiency

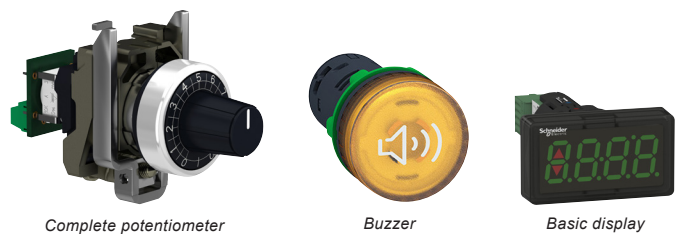
- > USB and RJ45 ports for a simple, effective way to connect a PC or USB
- > Timer for simple adjustment of your machine's time settings
- > 3-phase pilot lights mounted in a single 30 mm (1.181 in.) diameter hole
- > Potentiometer with integrated resistor
- > Yellow illuminated functions
- > Small displays in a diameter 22 mm (0.866 in.) hole for quicker mounting



Mounting options for easy access to functions on the front panel



Legend panel



Legend panels that help simplify installation

- > Hole positions are clearly identified and aligned on the legend panels
- > Just stick the legend panel on your operator interface surface and punch the hole where indicated
- > Save up to 75% of installation time compared with conventional hole alignment methods

Compatible with control stations and enclosures

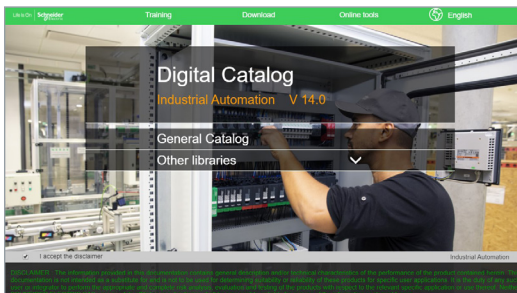
The Harmony XB4 range is compatible with a wide range of control stations and enclosures:

- > XAPD: standard gray metal box (RAL7035)
- > XAPK: yellow metal station for Emergency stop application (RAL1004)
- > XAPO: orange metal station (RAL2008)
- > XAPG: gray metal box (RAL7032) for North America standards (NPT cable glands)
- > XAPE: metal pre-drilled front plate
- > XAWG/XAWF: plastic and metal box for ATEX dust environment with XB4 EX



Product Selector

Online digital selector
Click to open the selector



Digi-Cat
Click to download Digi-Cat

Simple selection

Harmony XB4 delivers a comprehensive range of products that enable simple selection to help minimize your costs right from the beginning.

Digital tools help you select the right product and customize it to meet your needs

- > Digi-Cat, for easy, up-to-date access to the PDF catalogs
- > Online digital selector to help you find the right reference for your application and customize your product

Easy to convert from standard to flush mounted pushbuttons

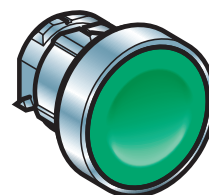
- > Harmony XB4 pushbuttons offer the flexibility to convert from standard to flush mounting versions by simply changing a single letter in the product reference.

Example:

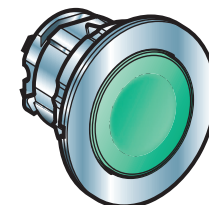
ZB4BA3



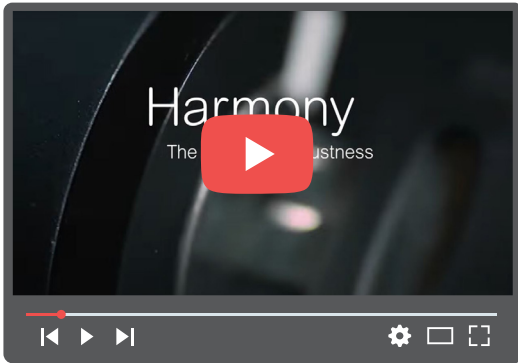
ZB4FA3



Standard
mounting

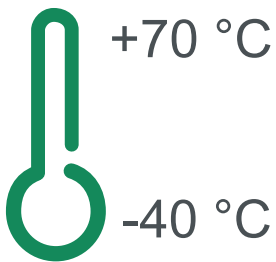


Flush
mounting



The secret of robustness
Click to open video (46 sec)

IP69 Robust performance
even in harsh
environments



Robustness

Harmony XB4 delivers extremely robust performance even in severe environments.

Improved reliability of panels, machines, and processes

- > Sealing effectiveness rated up to IP66, IP67, IP68, IP69, IP69K, and type 4X
- > High impact resistance up to IK06 rating
- > Operating temperature ranging from -40 to +70 °C / -40 to +158 °F
- > Compliance with international standards (IEC, UL, CCC, EAC, JIS)
- > Marine certified (BV, LROS, BDNV, GL)

High electrical performance

- > Contacts and heads designed to prevent vibration, helping to ensure secure mounting and wiring
- Choose from standard, low-load, and high-power electrical contacts

Lower maintenance

- > Harmony pushbuttons are designed to perform up to 10 million operations.
- This represents more than 1,000 operations a day for 27 years.



Marine environment
Click to open video (42 sec)

Adapted to your applications, segments, and operating environments

Harmony offers a unique and unrivalled depth of range delivering products adapted to your applications, segments, and operating environments.



Control and signaling units

Harmony XB4 metal

Pushbuttons, switches, and pilot lights



Harmony XB4 range of control and signaling units for Ø 22 mm/0.866 in. mounting



Harmony XB4 flush mounted control and signaling units for Ø 30 mm/1.181 in. mounting

Presentation

The Harmony® XB4 metal range of modular control and signaling units combines simplicity of installation, flexibility, and robustness. It meets the requirements of the majority of industrial applications. These units are either available as complete products or separate components for customer assembly.

This range includes:

- Pushbuttons, selector/key switches, Emergency stop functions, and multiple-headed pushbuttons designed for parameter settings, adjustments, and start/stop control of machines and installations
- Pilot lights, illuminated pushbuttons, illuminated selector switches, and illuminated Emergency stop functions designed for visual signaling
- Various accessories including:
 - Flush mounting kits:
 - redesigned, improving the look of the control panel
 - quick and easy installation in a 30 mm/1.181 in. hole making it compatible with 22 mm/0.866 in. devices
 - a cost-effective solution, as the control devices and the operating modes of the machine do not change
 - Other accessories: protective covers, legends and legend holders, pushbutton caps, boots, bulbs, etc.

The pushbutton and switch control offer (illuminated and non-illuminated) is both broad and comprehensive:

- Pushbuttons, spring return with flush push, projecting push, recessed push, booted flush push, or mushroom head
- Emergency stop pushbuttons with 3 types of head: push-pull, turn to release, and key release
- Pilot lights and illuminated pushbuttons with Universal LED and BA9s base fitting bulbs
- Selector switches with different types of operator: standard handle, long handle, knurled knob, or key
- Choice of heads: circular, double-head/triple-head rectangular, or toggle
- Colors of push: white, black, green, orange, blue, red, or yellow
- Connection type: screw clamp connector, Faston connector, push-in terminal, or for printed circuit board
- Contact blocks for general purpose or specific applications (low current, standard, or high-power switching)
- Choice of heads to meet the majority of industrial needs: from the most basic pushbuttons and pilot lights, to functions meeting modern machine requirements, such as USB and RJ45 ports
- Wide choice of accessories and spare parts
- Other specific functions: complete potentiometer, hour counters, annunciator, or joystick controllers

Innovative complementary offers are also available:

- Control and signaling units for severe applications
- Wireless and batteryless pushbuttons
- Biometric switches

Control and signaling units

Harmony XB4 metal


Pushbuttons, switches, and pilot lights

Installation


Harmony XB4 products are both simple and quick to install:

- Mounting by a single installer (self-maintaining head in its cut-out)
- Clip-together component system (head, body, contact blocks, and LED)
- Anti-loosening system for screw clamp terminals on contact blocks

Harmony XB4 standard mounting products are installed with or without a notch in a $\varnothing 22 \text{ mm}/0.866 \text{ in.}$ hole, thanks to the self-cleavable orientation pin.



For installation of Harmony XB4 standard mounting products






For installation of Harmony XB5 flush mounting products

Harmony XB4 flush mounting products are installed without a notch in a $\varnothing 30 \text{ mm}/1.181 \text{ in.}$ hole. This gives flush mounting products the same actuating area as that of standard mounting products, offering optimized ergonomics for operators even when wearing gloves.

Environment

The performance of the Harmony XB4 range meets some of the most demanding international standards and approvals:

- Certified and approved for meeting requirements throughout all continents: EN/IEC, CE marking, UL, CSA, CCC, EAC, JIS, NEMA, and marine approvals
- Protection against ingress of solid objects, dust, and water: IP66, IP67, IP69, IP69K, type 4X
- Operating temperature range from $-40 \text{ }^{\circ}\text{C}$ to $+70 \text{ }^{\circ}\text{C}/-40 \text{ }^{\circ}\text{F}$ to $+158 \text{ }^{\circ}\text{F}$ for outdoor applications
- Shock protection level up to IK06
- High vibration resistance with shakeproof connection screws (periodic retightening unnecessary)

Product type	Pilot lights	Pushbuttons, selector switches, and pilot lights			Biometric switches	Wireless and batteryless pushbuttons	Pushbuttons, selector switches, and pilot lights	Joystick controllers	Pushbuttons, selector switches, and pilot lights	Cam switches			
													
Description of range	<ul style="list-style-type: none"> LED pilot lights 	<ul style="list-style-type: none"> Pushbuttons Multiple-headed pushbuttons Emergency stop pushbuttons Selector switches and key switches Illuminated pushbuttons Pilot lights Flush mounted pushbuttons, selector switches, and pilot lights (1) 			<ul style="list-style-type: none"> Fingerprint readers 24V $\overline{\text{DC}}$ Stand-alone biometric switches Stand-alone USB biometric switches USB biometric switches dedicated to Schneider HMI (2) 	<ul style="list-style-type: none"> Wireless and batteryless pushbuttons and rope pull switch Wireless receivers Harmony Hub 	<ul style="list-style-type: none"> Pushbuttons Emergency stop and Emergency switching off pushbuttons Selector switches and key switches Illuminated pushbuttons Pilot lights 	<ul style="list-style-type: none"> 2- or 4-direction Stay put or spring return 	<ul style="list-style-type: none"> Pushbuttons Emergency stop pushbuttons Selector switches and key switches Illuminated pushbuttons Pilot lights 	<ul style="list-style-type: none"> Switches Stepping switches Reversing and changeover switches Ammeter switches Voltmeter switches Reversing switches Star-delta and reversing star-delta switches Pole change switches 			
Features	Products	Monolithic, compact, low consumption			Monolithic	Ready-to-use packs (3) and "components" range	Monolithic	Complete units or sub-assemblies (body + head with lever)		Complete units or sub-assemblies (body + head)	Complete units or sub-assemblies (body + front panel + head)		
	Bezel	Double insulated	Double insulated (4)	Metal, chromium plated, or black	Double insulated	Double insulated, dark gray	Metal, chromium plated, or double insulated, black	Double insulated, dark gray (or white for pilot lights)	Metal, chromium plated	Double insulated, black	Metal, chromium plated, or double insulated, black		
	Shape of head	Circular	Circular, square, or rectangular	Circular	Circular	–	Transmitter with circular head	Circular	Circular	Hexagonal	Square		
Drill hole or cut-out for fixing		$\varnothing 8$ and $\varnothing 12$ mm/ 0.315 and 0.472 in.	$\varnothing 16$ mm/0.630 in.	$\varnothing 22$ mm/0.866 in. $\varnothing 30$ mm/1.181 in. (for flush mounted control and signaling units)	$\varnothing 22$ mm/0.866 in.	$\varnothing 22$ mm/0.866 in.				$\varnothing 30$ mm/1.181 in.	$\varnothing 16$ or $\varnothing 22$ mm/0.630 or 0.866 in.: series K10 $\varnothing 22$ mm/0.866 in. and multifixing: series K1/K2 4 holes, 48 or 68 centers: series K30...K150		
Degree of protection	Conforming to IEC 60529	IP40 IP65 with seal	IP65	IP66, IP67, IP69, and IP69K	IP65 (control button)	IP65	IP65 (control buttons and pilot lights) IP54 (Emergency switching off pushbuttons)	IP65	IP66	IP65	IP66	IP65: series K10 IP40, IP65 with seal: series K1/K2 IP40: series K30...K150	
	Conforming to UL 508 and CSA C22-2 No. 14	–	Enclosure type 4, 4X, and 13		Enclosure type 12	Enclosure type 12	Enclosure type 3 (pushbuttons and Emergency stop) and 4 (pilot lights)	Enclosure type 4, 4X, and 13		Enclosure type 4 and 13 (9001K) Enclosure type 4, 4X, and 13 (9001SK)		–	
Cabling		Tags for 2.8 x 0.5 mm/0.110 x 0.020 in. connectors or threaded connector	Faston connectors Solder pins for printed circuit boards (4) Fast connector socket (5)	Push-in terminal connections Screw clamp terminal connections Faston connectors Connector with adapter for printed circuit board	Cable or connectors	Wireless (transmitter) Through cable (receiver)	Screw and captive clamp terminal connections Faston clip connections (pilot lights)	Screw and captive clamp terminal connections					
Mounting	Panel thickness	1...8 mm/ 0.039...0.315 in.	1...6 mm/0.039...0.236 in.				1...6 mm/0.039...0.236 in.				0.5...6 mm/0.020...0.236 in. (depending on model)		
Type references		XVLA	XB6, XB6E	XB4	XB5	XB5S	XB5R, XB4R	XB7	XD4PA	XD2GA	XD5PA	9001K, 9001SK	K10, K1, K2, K30, K50, K63, K115, K150

(1) Flush mounted control and signaling units are available for Harmony XB4 and XB5 ranges only.
 (2) Compatible with Harmony iPC, STU, OT, GXO, GT (except GT1000 series), GK, GH, and GTO models.
 (3) Wireless and batteryless pushbutton and receiver ready-paired at the factory.

(4) For Harmony XB6 only.
 (5) For Harmony XB6E only.

Control and signaling units

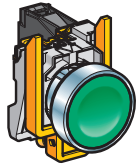
Harmony XB4 metal

Diameter 22 mm pushbuttons, switches, and pilot lights

Complete units, XB4B

Complete units

Contact functions

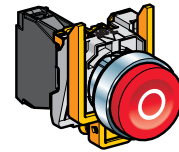


Pushbuttons, spring return, with chromium plated metal bezel

Flush push, unmarked
XB4BA●1/BA42
see [page 33](#)



Flush push, with marking
XB4BA●3●●
see [page 36](#)

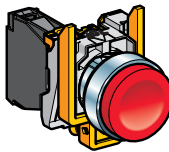


Projecting push, with marking
XB4BL4325
see [page 36](#)

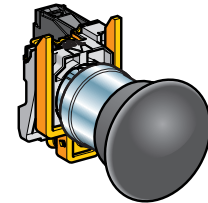


Pushbuttons, spring return, with chromium plated metal bezel

Booted flush push
XB4BP●1/BP42
see [page 35](#)

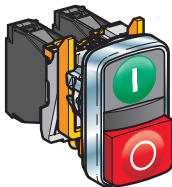


Projecting push, unmarked
XB4BL42
see [page 34](#)



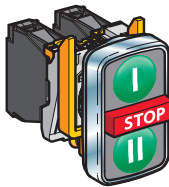
Ø 40 mm/
1.57 in.

Mushroom head
XB4BC21
see [page 44](#)

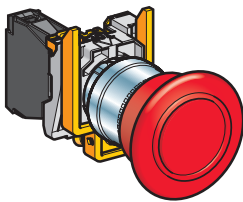


Multiple-headed pushbuttons, spring return, with chromium plated metal bezel

Double-headed
XB4BL73415
see [page 41](#)



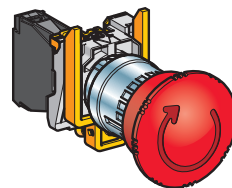
Triple-headed
XB4BA731327/XB4BA711237
see [page 43](#)



Ø 40 mm/
1.57 in.

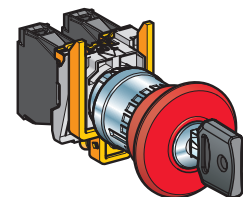
Emergency stop or emergency switching off mushroom head pushbuttons, Ø 40 mm/ 1.57 in., with chromium plated metal bezel

Emergency stop trigger action and mechanical latching
Push-pull (EN/ISO 13850)
XB4BT845
see [page 46](#)



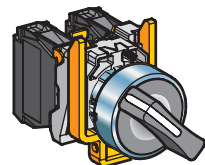
Ø 40 mm/
1.57 in.

Turn to release (EN/ISO 13850)
XB4BS844●
see [page 46](#)



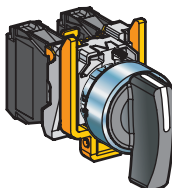
Ø 40 mm/
1.57 in.

Key release (EN/ISO 13850)
XB4BS9445
see [page 46](#)

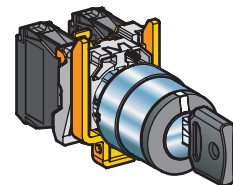


Selector switches and key switches, with chromium plated metal bezel

Standard handle, black
XB4BD●●
see [page 56](#)



Long handle, black
XB4BJ●●
see [page 57](#)



Key switch
XB4BG●●
see [page 58](#)

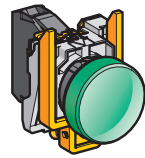
Control and signaling units

Harmony XB4 metal

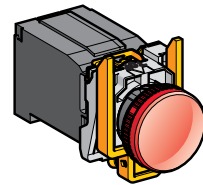
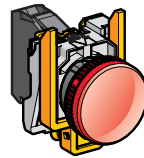
Diameter 22 mm pushbuttons, switches, and pilot lights

Complete units, XB4B

Complete units



UN
Universal
for all color heads



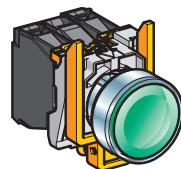
Pilot lights

Universal LED
XB4BVB●/BVG●/BVM●
see [page 63](#)

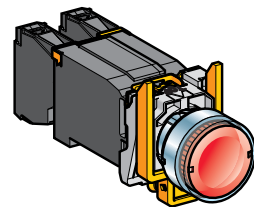
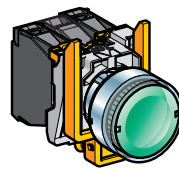
For bulb with BA9s base fitting
Direct supply
XB4BV6●
see [page 65](#)

Via integral transformer with secondary
XB4BV3●/BV4●
see [page 65](#)

Combined functions (contact and signaling)



UN
Universal
for all color heads

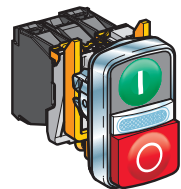


Illuminated pushbuttons, spring return, flush push, chromium plated metal bezel

Universal LED
XB4BW3●B5/BW3●G5/BW3●M5
see [page 37](#)

For bulb with BA9s base fitting
Direct supply
XB4BW3●65
see [page 40](#)

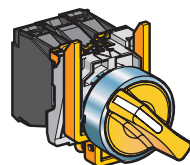
Via integral transformer
XB4BW3●35/BW3●45
see [page 40](#)



UN
Universal
for all color heads

Double-headed pushbuttons + pilot light block, spring return, chromium plated metal bezel

Universal LED
XB4BW73731●5
see [page 42](#)



UN
Universal
for all color heads

Illuminated selector switches with standard handle, chromium plated metal bezel

Universal LED
XB4BK12●●5, XB4BK13●●5
see [page 61](#)

Control and signaling units

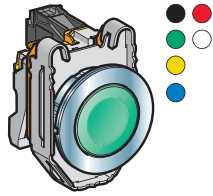
Harmony XB4 metal

Diameter 30 mm pushbuttons, switches, and pilot lights

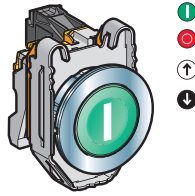
Complete units, XB4F flush mounting

Complete units

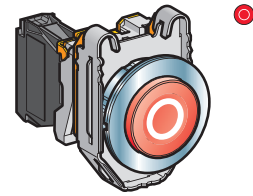
Contact functions for Ø 30 mm mounting



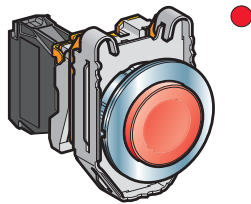
Flush push, unmarked
XB4FA●1/FA42
see [page 81](#)



Flush push, with marking
XB4FA●3●●
see [page 83](#)

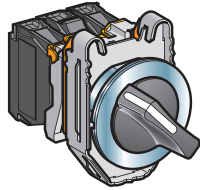


Projecting push, with marking
XB4FL4325
see [page 83](#)



Pushbuttons, spring return,
with chromium plated metal
bezel

Projecting push, unmarked
XB4FL42
see [page 82](#)

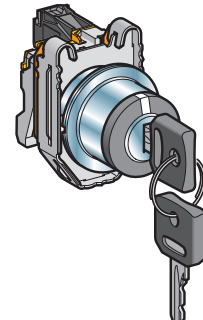


Selector switches and key
switches, with chromium
plated metal bezel

Standard handle, black
XB4FD●●
see [page 89](#)



Long handle, black
XB4FJ●●
see [page 90](#)



Key switch
XB4FG●●
see [page 91](#)

Control and signaling units

Harmony XB4 metal

Diameter 30 mm pushbuttons, switches, and pilot lights

Complete units, XB4F flush mounting

Complete units

Signaling functions for Ø 30 mm mounting

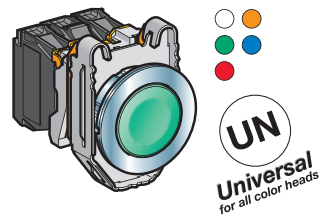


Pilot lights

Universal LED

XB4FVB●/FVG●/FVM●
see [page 95](#)

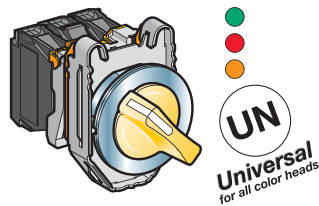
Combined functions (contact and signaling) for Ø 30 mm mounting



Illuminated pushbuttons, spring return, flush push, chromium plated metal bezel

Universal LED

XB4FW3●B5/FW3●G5/FW3●M5
see [page 84](#)



Illuminated selector switches with standard handle, chromium plated metal bezel

Universal LED

XB4FK12●●5, XB4FK13●●5
see [page 93](#)

Control and signaling units

Harmony XB4 metal

Diameter 22 mm pushbuttons, switches, and pilot lights

Sub-assemblies, ZB4B

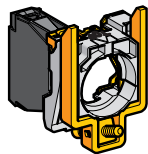
Non-illuminated units for user assembly

For pushbuttons, spring return, unmarked

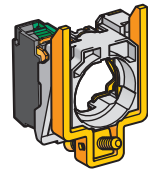
Body sub-assemblies



Screw clamp terminals
ZB4BZ10●/BZ141
see [page 101](#)



Faston
ZB4BZ10●3
see [page 107](#)



Push-in terminals
ZBE10●5
ZB4BZ10●5
see [page 104](#)

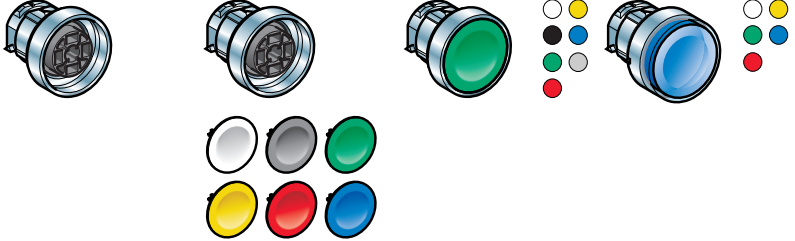
For pushbuttons, spring return, with marking

For multiple-headed pushbuttons, spring return

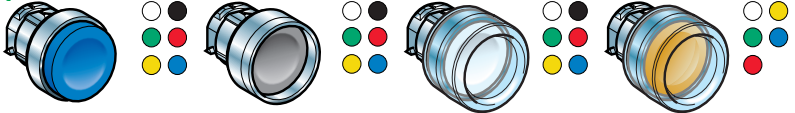
For "push-push to release" pushbuttons

Contact functions

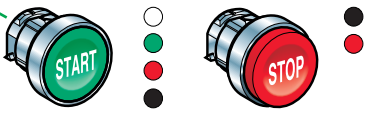
Head sub-assemblies, chromium plated or black metal bezel



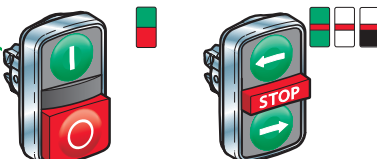
Flush push without cap ZB4BA0 see page 33	Flush push with set of 6 caps ZB4BA98 see page 33	Flush push ZB4BA● see page 33	Flush push for insertion of legend ZB4BA●8 see page 33
---	---	---	--



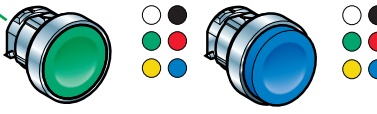
Projecting push ZB4BL● see page 34	Recessed push ZB4BA●6 see page 35	Booted flush/projecting push ZB4BP●/BP●S see page 35	Booted flush push for insertion of legend ZB4BP●8 see page 35
--	---	--	---



Flush push ZB4BA●3●/BA●4● ZB4BA334/335 see page 36	Projecting push ZB4BL●3● see page 36
---	--



Double-headed pushbuttons ZB4BA7●●● ZB4BA79 ZB4BL734● see page 41	Triple-headed pushbuttons ZB4BA7313● ZB4BA711●● ZB4BA72124 ZB4BA791 see page 43
---	--



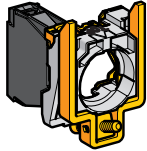
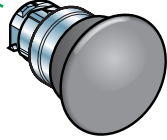
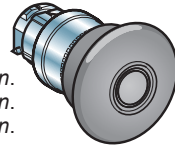
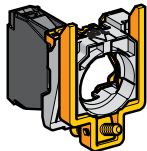
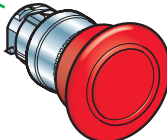

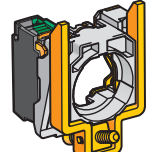
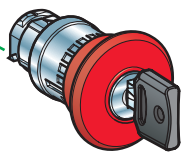

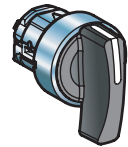
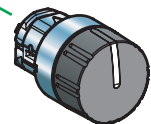
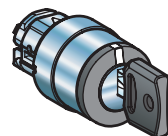
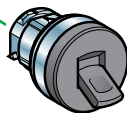
Flush push ZB4BH0● see page 54	Projecting push ZB4BH● see page 54
--	--

Control and signaling units

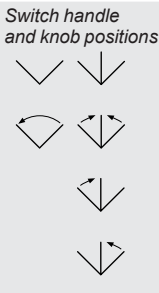
Harmony XB4 metal

Diameter 22 mm pushbuttons, switches, and pilot lights

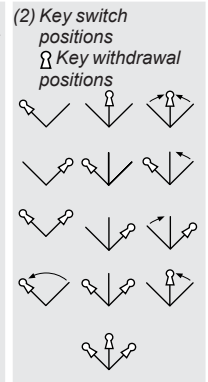
Sub-assemblies, ZB4B

Non-illuminated units for user assembly (continued)	Contact functions	
Body sub-assemblies	Head sub-assemblies, chromium plated or black metal bezel	
For mushroom head pushbuttons	 <p>Screw clamp terminals ZB4BZ10●/BZ141 see page 101</p>	 <p>Spring return ZB4BC●/BR● see page 44</p>  <p>Latching ZB4B●2/BS●2/BS55 see page 45</p>
For Emergency stop or Emergency switching off mushroom head pushbuttons	 <p>Faston ZB4BZ10●3 see page 107</p>	 <p>Push-pull (EN/ISO 13850) ZB4BT84 see page 46</p>  <p>Turn to release (EN/ISO 13850) ZB4BS8●4 see page 47</p>
Emergency stop trigger action and mechanical latching	 <p>Push-in terminals ZBE10●5 ZB4BZ10●5 see page 104</p>	 <p>Key release (EN/ISO 13850) ZB4BS9●4 see page 47</p>
Emergency stop trigger action and mechanical latching		 <p>Standard black handle (1) ZB4BD● see page 56</p>  <p>Long black handle (1) ZB4BJ● see page 57</p>
For selector switches and key switches		 <p>Knurled black knob (1) ZB4BD●9 see page 30</p>  <p>Key switch (2) ZB4BG●●/ BG●TEC10 see page 59</p>
For toggle switches		 <p>2-position lever (3) ZB4BD●8, see page 30</p>

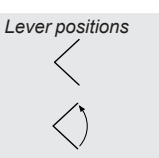
(1) Switch handle and knob positions



(2) Key switch positions
Key withdrawal positions



(3) Lever positions



Control and signaling units

Harmony XB4 metal

Diameter 22 mm pushbuttons, switches, and pilot lights

Sub-assemblies, ZB4B

Pilot lights for user assembly

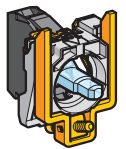
Signaling functions

Body sub-assemblies with Universal LED



Connection: screw clamp terminals

ZB4BVJ1/BVB1/BVG1/BVM1
see [page 109](#)

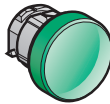


Connection: plug-in connector

ZB4BVB1/BVG1/BVM1

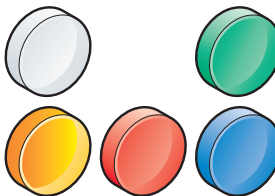
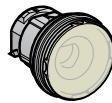
Please contact our Customer Care Center

Head sub-assemblies



With lens fitted

ZB4BV0●3
see [page 64](#)



With 5 separate lenses, not fitted

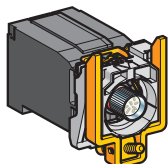
ZB4BV003
see [page 64](#)

Body sub-assemblies for BA9S bulb



Direct supply
Connection: screw clamp terminals

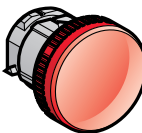
ZB4BV1
see [page 109](#)



Via integral transformer
Connection: screw clamp terminals

ZB4BV●D●
see [page 111](#)

Head sub-assemblies



With lens fitted

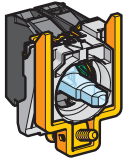
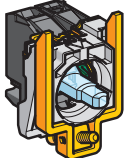



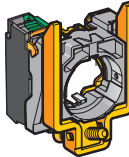



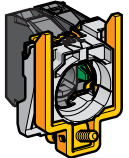

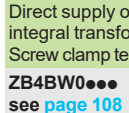



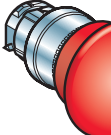


ZB4BV0●, ZB4BV0●S
see [page 65](#)

Control and signaling units

Harmony XB4 metal

Diameter 22 mm pushbuttons, switches, and pilot lights

Sub-assemblies, ZB4B

Illuminated pushbuttons for user assembly For illuminated pushbuttons, spring return	Body sub-assemblies with Universal LED  UN Universal for all color heads Screw clamp terminals ZB4BW0B/BW0G/BW0M see page 108	Head sub-assemblies, chromium plated or black metal bezel		
	 UN Universal for all color heads Plug-in connector ZB4BW0B Please contact our Customer Care Center	 Flush push ZB4BW3●3 see page 38	 Flush push with illuminated ring ZB4BW9●3 see page 38	 Flush push for insertion of legend ZB4BA●8 see page 38
For illuminated double-headed pushbuttons, spring return	 UN Universal for all color heads Push-in terminals ZBV see page 104	 Booted flush push ZB4BW5●3 see page 38	 Projecting push ZB4BW1●3, ZB4BW1●3S see page 39	 Mushroom head, spring return ZB4BW4●3 see page 44
For illuminated "push-push to release" pushbuttons and illuminated selector switches with standard handle	 UN Universal for all color heads Direct supply or via integral transformer Screw clamp terminals ZB4BW0●●● see page 108	 Double-headed (flush/flush push) + central pilot light Double-headed (flush/projecting push) + central pilot light ZB4BW7A17●●/ZB4BW7A374●/ZB4BW7A9, see page 42 ZB4BW7L374●, see page 42		
For illuminated mushroom head pushbuttons	 UN Universal for all color heads Body sub-assemblies for BA9s bulb	 Flush or projecting "push-push to release" ZB4BH0●3/BH●3 see page 55	 Selector switches with standard handle ZB4BK1●●3 see page 62	
For illuminated pushbuttons, spring return		 Mushroom head, latching ZB4BW6●3 see page 49	 Emergency switching off, mechanical latching, push-pull ZB4BW643 see page 49	
		Head sub-assemblies, chromium plated or black metal bezel		
		 Flush push ZB4BW3●, ZB4BW3●S see page 40	 Projecting push ZB4BW1●, ZB4BW1●S see page 40	

Control and signaling units

Harmony XB4 metal

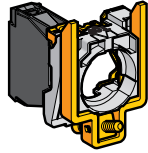
Diameter 30 mm pushbuttons, switches, and pilot lights

Sub-assemblies, ZB4F flush mounting heads

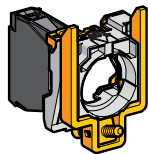
Non-illuminated units for user assembly

For pushbuttons, spring return, unmarked

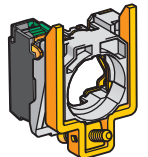
Body sub-assemblies



Screw clamp terminals
ZB4BZ10●/BZ141
see [page 101](#)



Faston
ZB4BZ10●3
see [page 107](#)



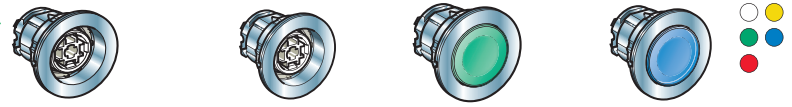
Push-in terminals
ZBE10●5
ZB4BZ10●5
see [page 104](#)

For pushbuttons, spring return, with marking

For "push-push to release" pushbuttons

Contact functions for Ø 30 mm mounting

Head sub-assemblies, chromium plated or black metal bezel

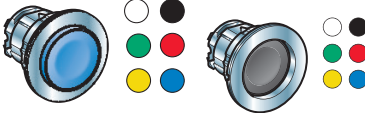


Flush push without cap
ZB4FA0
see [page 81](#)

Flush push with set of 6 caps
ZB4FA9
see [page 81](#)

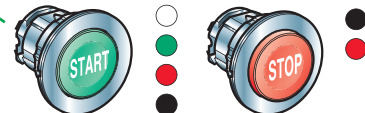
Flush push
ZB4FA●
see [page 81](#)

Flush push for insertion of legend
ZB4FA●8
see [page 81](#)



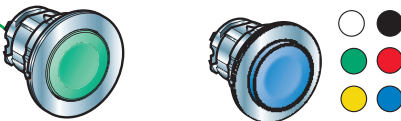
Projecting push
ZB4FL●
see [page 82](#)

Recessed push
ZB4FA●6
see [page 81](#)



Flush push
ZB4FA●3●/FA●4●
ZB4FA334/335
see [page 83](#)

Projecting push
ZB4FL●3●
see [page 83](#)



Flush push
ZB4FH0●
see [page 87](#)

Projecting push
ZB4FH●
see [page 87](#)

Control and signaling units

Harmony XB4 metal

Diameter 30 mm pushbuttons, switches, and pilot lights

Sub-assemblies, ZB4F flush mounting heads

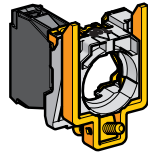
Non-illuminated units for user assembly (continued)

Contact functions for Ø 30 mm mounting

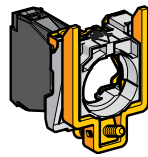
For selector switches and key switches

Body sub-assemblies

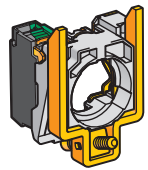
Head sub-assemblies, chromium plated or black metal bezel



Screw clamp terminals
ZB4BZ10●/BZ141
see [page 101](#)



Faston
ZB4BZ10●3
see [page 107](#)



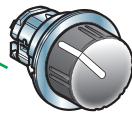
Push-in terminals
ZBE10●5
ZB4BZ10●5
see [page 104](#)



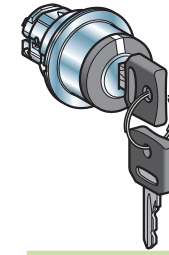
Standard black handle (1)
ZB4FD●
see [page 89](#)



Long black handle (1)
ZB4FJ●
see [page 90](#)

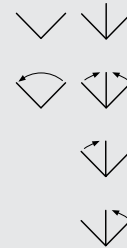


Knurled black knob (1)
ZB4FD●9
see [page 92](#)

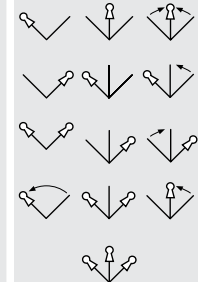


Key switch (2)
ZB4FG●●
see [page 91](#)

(1) Switch handle and knob positions



(2) Key switch positions
Key withdrawal positions



Control and signaling units

Harmony XB4 metal

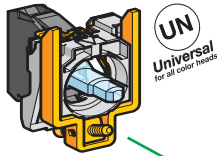
Diameter 30 mm pushbuttons, switches, and pilot lights

Sub-assemblies, ZB4F flush mounting heads

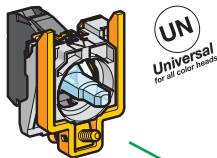
Pilot lights for user assembly

Signaling functions for Ø 30 mm mounting

Body sub-assemblies with Universal LED

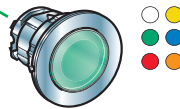


Connection: screw clamp terminals
ZB4BVJ/BVB/BVG/BVM
see [page 109](#)



Connection: plug-in connector
ZB4BVB/BVG/BVM
Please contact our Customer Care Center

Head sub-assemblies



With lens fitted
ZB4FV0•3
see [page 95](#)

Control and signaling units

Harmony XB4 metal

Diameter 30 mm pushbuttons, switches, and pilot lights

Sub-assemblies, ZB4F flush mounting heads

Illuminated pushbuttons for user assembly

For illuminated pushbuttons, spring return

Combined functions (contact and signaling) for Ø 30 mm mounting

Body sub-assemblies with Universal LED



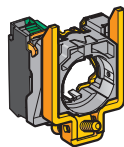
UN
Universal
for all color heads

Screw clamp terminals
ZB4BW0B/BW0G/
BW0M
see [page 108](#)



UN
Universal
for all color heads

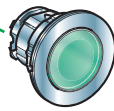
Plug-in connector
ZB4BW0B
Please contact our
Customer Care Center



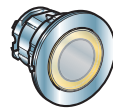
UN
Universal
for all color heads

Push-in terminals
ZBV
see [page 104](#)

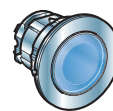
Head sub-assemblies, chromium plated or black metal bezel



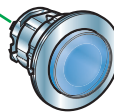
Flush push
ZB4FW3●3
see [page 85](#)



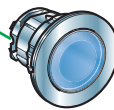
Flush push with illuminated ring
ZB4FW9●3
see [page 85](#)



Flush push for insertion of legend
ZB4FA●8
see [page 85](#)



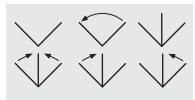
Projecting push
ZB4FW1●3
see [page 86](#)



Flush or projecting "push-push to release"
ZB4FH0●3/FH●3
see [page 88](#)



Selector switches with standard handle
ZB4FK1●3
see [page 94](#)



For illuminated "push-push to release" pushbuttons and illuminated selector switches with standard handle

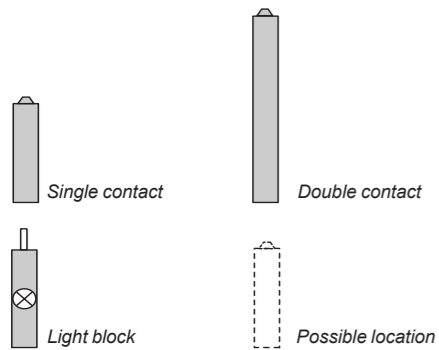
Control and signaling units

Harmony XB4 metal

Contact mounting - Contact sequence
for contact blocks with screw clamp terminal
or Faston connections

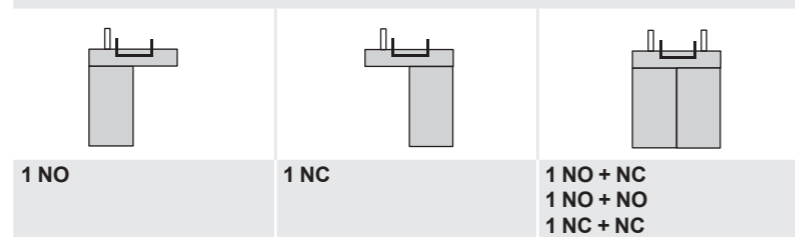
Maximum recommended configurations to help ensure compliance with catalog characteristics

Unit type (complete units XB4B and XB4F, heads ZB4B and ZB4F)	Pushbuttons, spring return XB4BA, ZB4BA, XB4FA, ZB4FA (except ZB4BA8 and ZB4FA8), XB4BC, ZB4BC, XB4BL, ZB4BL, XB4BP, ZB4BP, ZB4BR, XB4FL, ZB4FL	Double-headed pushbuttons XB4L73415, ZB4A712, ZB4B734, ZB4A79	Illuminated pushbuttons, spring return XB4BW, ZB4BW, ZB4BA8 Double-headed pushbuttons + pilot light block XB4BW737315, ZB4BW7A17, ZB4BW7374, ZB4BW7A9
Solution using single contacts			
Solution using single and double contacts			
Maximum recommended configurations	Single contacts: 9 Double contacts + single contacts: 3 Light block: -	Double contacts: 6 Single contacts: 2 Light block: -	Illuminated pushbuttons: 6 Double contacts + single contacts: 2 Light block: 1



Possible configurations for high-power switching contacts (1) (2)

High-power switching contact blocks with screw clamp terminal connections: ZBE501, ZBE502, ZBE503, ZBE504, and ZBE505
High-power switching contact blocks with connection by Faston connectors: ZBE503



(1) The configurations are not upgradable and cannot be combined with other types of contact and signaling functions.
(2) High-power switching contacts are not compatible with Harmony triple-headed pushbuttons.

Maximum recommended configurations to help ensure compliance with catalog characteristics

Emergency stop or Emergency switching off XB4BT, ZB4BT, XB4BS, ZB4BS	Selector switches <ul style="list-style-type: none"> Standard handle XB4BD, ZB4BD, XB4FD, ZB4FD Long handle XB4BJ, ZB4BJ, XB4FJ, ZB4FJ Knurled knob ZB4BD9, ZB4FD9 Key switch XB4BG, ZB4BG, XB4FG, ZB4FG 	Illuminated selector switches, standard handle XB4BK, ZB4BK, XB4FK, ZB4FK	Toggle switches ZB4BD8	Pushbuttons, push-push ZB4BH, ZB4FH	Illuminated pushbuttons, push-push ZB4BH3, ZB4FH3
4 2 + 0 -	4 1 + 2 -	5 2 + 1 -	4 1 + 2 -	6 2 + 2 -	4 2 + 0 1

Sequence of contacts on selector switch bodies

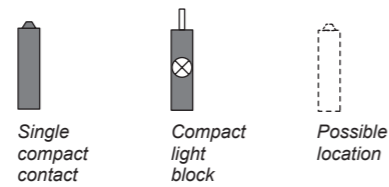
Unit type	Selector switches	
	2-position	3-position
Head operator	Position	Not activated
		Activated
	Contact location	
ZBE contacts	NO	NC

Control and signaling units

Harmony XB4 metal

Contact mounting - Contact sequence for compact contact blocks with push-in connections

Maximum recommended configurations to help ensure compliance with catalog characteristics			
Unit type (complete units XB4B and XB4F, heads ZB4B and ZB4F)	Pushbuttons, spring return XB4BA●, ZB4BA●, XB4FA●, ZB4FA● (except ZB4BA●8 and ZB4FA●8), XB4BC●, ZB4BC●, XB4BL●, ZB4BL●, XB4BP●, ZB4BP●, ZB4BR●, XB4FL●, ZB4FL● Triple-headed pushbuttons XB4BA731327, XB4BA711137, ZB4BA7313●, ZB4BA7111●, ZB4BA72124, ZB4BA791	Double-headed pushbuttons XB4BL73415, ZB4BA712●, ZB4B●734●, ZB4BA79	Illuminated pushbuttons, spring return XB4BW●, ZB4BW●, ZB4BA●8 Double-headed pushbuttons + pilot light block XB4BW73731●5, ZB4BW7A17●●, ZB4BW7●374●, ZB4BW7A9
Solution using single contacts			
Maximum recommended configurations	Single compact contacts 6 Compact light block -	4 -	4 1



Maximum recommended configurations to help ensure compliance with catalog characteristics							
Emergency stop or Emergency switching off XB4BT●, ZB4BT●, XB4BS●, ZB4BS●	Selector switches <ul style="list-style-type: none"> Standard handle XB4BD●, ZB4BD●, XB4FD●, ZB4FD● Long handle XB4BJ●, ZB4BJ●, XB4FJ●, ZB4FJ● Knurled knob ZB4BD●9, ZB4FD●9 Key switch XB4BG●, ZB4BG●, XB4FG●, ZB4FG● 			Illuminated selector switches, standard handle XB4BK●, ZB4BK●, XB4FK●, ZB4FK●	Toggle switches ZB4BD●8	Pushbuttons, push-push ZB4BH●, ZB4FH●	Illuminated pushbuttons, push-push ZB4BH●3, ZB4FH●3
4	5	4	4	4	6	3	2
-	-	-	-	1	-	-	1

Sequence of contacts on selector switch bodies						
Unit type	Selector switches		3-position			
	2-position					
	315°	45°	315°	0°	45°	
Head operator	Position		Not activated			
			Activated			
			Contact location			
ZBE contacts	NO		NC			
	NC					
	L C R	L C R	L C R	L C R	L C R	
	□ □ □	■ ■ ■	■ ■ □	□ □ □	□ ■ ■	
	■ ■ ■	□ □ □	□ □ ■	■ ■ ■	■ □ □	
	L left, C center, R right					
	□ open ■ closed					










Harmony XB4 metal

For Ø 22 mm mounting






Control and signaling units

Harmony XB4 metal

Diameter 22 mm spring return pushbuttons, unmarked

Pushbuttons with flush push ⁽¹⁾						
Shape of head	Type of push	Type of contact		Color of push	Reference	Weight kg/lb
						
		NO	NC			
Complete units ⁽²⁾						
Screw clamp terminal connections (Schneider Electric anti-loosening system)						
 XB4BA51	Flush	1	–	White	XB4BA11 (ZB4BZ101 + ZB4BA1)	0.080/0.176
				Black	XB4BA21 ⁽⁶⁾ (ZB4BZ101 + ZB4BA2)	0.080/0.176
				Green	XB4BA31 ⁽⁶⁾ (ZB4BZ101 + ZB4BA3)	0.080/0.176
				Yellow	XB4BA51 (ZB4BZ101 + ZB4BA5)	0.080/0.176
				Blue	XB4BA61 (ZB4BZ101 + ZB4BA6)	0.080/0.176
				Red	XB4BA42 ⁽⁶⁾ (ZB4BZ102 + ZB4BA4)	0.080/0.176
 XB4BA315	Flush	1	–	White	XB4BA115 (ZB4BZ1015 + ZB4BA1)	0.084/0.185
				Black	XB4BA215 (ZB4BZ1015 + ZB4BA2)	0.084/0.185
				Green	XB4BA315 (ZB4BZ1015 + ZB4BA3)	0.084/0.185
				Yellow	XB4BA515 (ZB4BZ1015 + ZB4BA5)	0.084/0.185
				Blue	XB4BA615 (ZB4BZ1015 + ZB4BA6)	0.084/0.185
				Red	XB4BA425 (ZB4BZ1025 + ZB4BA4)	0.084/0.185
Compact push-in terminal connections						
 ZB4BA0	Flush	1	–	White	ZB4BA0	0.028/0.062
				Black	ZB4BA9	0.038/0.084
				Green	ZB4BA1	0.029/0.064
				Red	ZB4BA2	0.029/0.064
				Yellow	ZB4BA3	0.029/0.064
				Blue	ZB4BA4	0.029/0.064
 ZB4BA4	Flush	2	–	White	ZB4BA18	0.028/0.062
				Green	ZB4BA38	0.028/0.062
				Red	ZB4BA48	0.028/0.062
				Orange	ZB4BA58	0.028/0.062
				Blue	ZB4BA68	0.028/0.062
				Gray	ZB4BA8	0.029/0.064
 ZB4BA38	Flush	2	–	White	ZB4BA14	0.034/0.075
				Black	ZB4BA24	0.034/0.075
				Green	ZB4BA34	0.034/0.075
				Red	ZB4BA44	0.034/0.075
				Yellow	ZB4BA54	0.034/0.075
				Blue	ZB4BA64	0.034/0.075
 ZB4BA98	Flush	2	–	White	ZB4BA0	0.028/0.062
				Black	ZB4BA9	0.038/0.084
				Green	ZB4BA1	0.029/0.064
				Red	ZB4BA2	0.029/0.064
				Yellow	ZB4BA3	0.029/0.064
				Blue	ZB4BA4	0.029/0.064
 ZB4BA34	Flush	2	–	White	ZB4BA18	0.028/0.062
				Green	ZB4BA38	0.028/0.062
				Red	ZB4BA48	0.028/0.062
				Orange	ZB4BA58	0.028/0.062
				Blue	ZB4BA68	0.028/0.062
				Gray	ZB4BA8	0.029/0.064

Heads only, for screw clamp or compact push-in terminal connections

 ZB4BA0	Without cap ⁽³⁾	–	ZB4BA0	0.028/0.062				
	Flush, with set of 6 colored caps	6 colors ⁽⁴⁾	ZB4BA9	0.038/0.084				
	Flush ⁽²⁾	White	ZB4BA1	0.029/0.064				
		Black	ZB4BA2	0.029/0.064				
		Green	ZB4BA3	0.029/0.064				
		Red	ZB4BA4	0.029/0.064				
Yellow		ZB4BA5	0.029/0.064					
 ZB4BA4	Flush	2	Blue	ZB4BA6	0.029/0.064			
			Gray	ZB4BA8	0.029/0.064			
			 ZB4BA38	Flush	2	White	ZB4BA18	0.028/0.062
						Green	ZB4BA38	0.028/0.062
						Red	ZB4BA48	0.028/0.062
						Orange	ZB4BA58	0.028/0.062
Blue	ZB4BA68	0.028/0.062						
Gray	ZB4BA8	0.029/0.064						
 ZB4BA98	Illuminated flush pushbutton head, with set of 6 colored caps	6 colors	ZB4BA98	0.022/0.049				
			 ZB4BA34	Flush (high bezel) ⁽²⁾	6 colors	White	ZB4BA14	0.034/0.075
						Black	ZB4BA24	0.034/0.075
						Green	ZB4BA34	0.034/0.075
						Red	ZB4BA44	0.034/0.075
						Yellow	ZB4BA54	0.034/0.075
Blue	ZB4BA64	0.034/0.075						

Heads with black metal bezel

To order, add a 7 to the references selected from above.

Example: **ZB4BA0** becomes **ZB4BA07**.

(1) For recommended maximum number of contacts constituting the body (fixing collar and contact) associated with the head, see pages 28 and 29.

(2) To add customized markings on these references using the online customization tool, see page 70.

(3) Colored cap to be ordered separately (see page 70).

(4) Head supplied with 6 different colored caps (white, black, green, red, yellow, and blue) not fitted.

(5) For legend ordering information, see page 76.



(6) To order products with 1 NO and 1 NC contact, replace the last digit of the commercial reference with a 5. Example: **XB4BA21** becomes **XB4BA25**.

Control and signaling units

Harmony XB4 metal


Diameter 22 mm spring return pushbuttons, unmarked


Pushbuttons with projecting push ⁽¹⁾ ⁽²⁾

Shape of head	Type of push	Type of contact		Color of push	Reference	Weight kg/lb
						
		NO	NC			

Complete units

Screw clamp terminal connections (Schneider Electric anti-loosening system)

	Projecting	–	1	Red	XB4BL42 (ZB4BZ102 + ZB4BL4)	0.081/0.179
---	------------	---	---	-----	--	-------------



XB4BL42


Compact push-in terminal connections

	Projecting	–	1	Red	XB4BL425 (ZB4BZ1025 + ZB4BL4)	0.085/0.187
---	------------	---	---	-----	--	-------------



XB4BL425

Heads only, for screw clamp or compact push-in terminal connections

	Projecting			White	ZB4BL1	0.030/0.066
				Black	ZB4BL2	0.030/0.066
				Green	ZB4BL3	0.030/0.066
				Red	ZB4BL4	0.030/0.066
				Yellow	ZB4BL5	0.030/0.066
				Blue	ZB4BL6	0.030/0.066




ZB4BL1

(1) For recommended maximum number of contacts constituting the body (fixing collar and contact) associated with the head, see [pages 28 and 29](#).

(2) To add customized markings on these references using the online customization tool, see [page 5](#).

Pushbuttons with recessed push (1) (2)

High guard


Shape of head	Type of push	Color of push	Reference	Weight kg/lb
Heads only				
	Recessed (high guard)	White	ZB4BA16	0.034/0.075
		Black	ZB4BA26	0.034/0.075
		Green	ZB4BA36	0.034/0.075
		Red	ZB4BA46	0.034/0.075
		Yellow	ZB4BA56	0.034/0.075
		Blue	ZB4BA66	0.034/0.075

101197




ZB4BA36

Pushbuttons with silicone booted head for severe environments (1)



Shape of head	Type of push	Type of contact		Color of push	Reference	Weight kg/lb
Complete units (2)						
Screw clamp terminal connections (Schneider Electric anti-loosening system)						
	Booted, clear silicone (color of push unobscured)	1	-	Black	XB4BP21 (ZB4BZ101 + ZB4BP2)	0.082/0.181
				Green	XB4BP31 (ZB4BZ101 + ZB4BP3)	0.082/0.181
		-	1	Yellow	XB4BP51 (ZB4BZ101 + ZB4BP5)	0.082/0.181
				Blue	XB4BP61 (ZB4BZ101 + ZB4BP6)	0.082/0.181
				Red	XB4BP42 (ZB4BZ102 + ZB4BP4)	0.082/0.181

110009



XB4BP21

Silicone booted heads only, with increased protection (IP69K)



	Flush	Clear boot (3) For insertion of protected legend within head (4)	White	ZB4BP18 (2)	0.034/0.075
			Green	ZB4BP38 (2)	0.034/0.075
			Red	ZB4BP48	0.034/0.075
			Blue	ZB4BP68	0.034/0.075
	Projecting	Clear boot (3) (2)	White	ZB4BP1	0.031/0.068
			Black	ZB4BP2 (5)	0.031/0.068
			Green	ZB4BP3 (5)	0.031/0.068
			Red	ZB4BP4 (5)	0.031/0.068
			Yellow	ZB4BP5	0.031/0.068
			Blue	ZB4BP6	0.031/0.068

110054



ZB4BP18

Silicone booted heads only, standard for mounting with legend holder (IP66)

	Flush	Colored boot	White	ZB4BP1S	0.034/0.075
			Black	ZB4BP2S	0.034/0.075
			Green	ZB4BP3S	0.034/0.075
			Red	ZB4BP4S	0.034/0.075
			Yellow	ZB4BP5S	0.034/0.075
			Blue	ZB4BP6S	0.034/0.075
		Clear membrane (2) For insertion of protected legend within head (4)	White	ZB4BP183	0.026/0.057
			Green	ZB4BP383	0.026/0.057
			Red	ZB4BP483	0.026/0.057
			Yellow	ZB4BP583	0.026/0.057
			Blue	ZB4BP683	0.026/0.057

103842



ZB4BP2S

PG10460



ZB4BP183

Heads with black metal bezel

To order, add a 7 to the references selected from above.

Example: ZB4BP18 becomes ZB4BP187.

(1) For recommended maximum number of contacts constituting the body (fixing collar and contact) associated with the head, see pages 28 and 29.

(2) To add customized markings on these references using the online customization tool, see page 5.

(3) Permissible panel thickness 1 to 5 mm/0.039 to 0.197 in., cannot be used with legend holders.













(4) To order a legend for insertion within the head, see page 76.

(5) To order a flush push type product, insert "A" before the last digit of the commercial reference. Example: ZB4BP2 becomes ZB4BPA2.

Control and signaling units

Harmony XB4 metal

Diameter 22 mm spring return pushbuttons, with marking

Pushbuttons with flush or projecting push ⁽¹⁾							
Shape of head	Type of push	Type of contact		Marking Text (color)	Color of push	Reference	Weight kg/lb
		 N/O	 N/C				
Complete units							
Screw clamp terminal connections (Schneider Electric anti-loosening system)							
	Flush	1	–	"I" (White)	Green	XB4BA3311 (ZB4BZ101 + ZB4BA331)	0.080/0.176
	Flush	–	1	"O" (White)	Red	XB4BA4322 (ZB4BZ102 + ZB4BA432)	0.080/0.176
	Flush (2)	1	–	↑ (Black)	White	XB4BA3341 (ZB4BZ101 + ZB4BA334)	0.080/0.176
	Flush (2)	1	–	↓ (White)	Black	XB4BA3351 (ZB4BZ101 + ZB4BA335)	0.080/0.176
Compact push-in terminal connections							
	Flush	1	–	"I" (White)	Green	XB4BA33115 (ZB4BZ1015 + ZB4BA331)	0.076/0.167
	Flush	–	1	"O" (White)	Red	XB4BA43225 (ZB4BZ1025 + ZB4BA432)	0.076/0.167
Heads only, for screw clamp or compact push-in terminal connections							
	Flush			"I" (White)	Green	ZB4BA331	0.029/0.064
				"I" (Black)	White	ZB4BA131	0.029/0.064
				"START" (White)	Green	ZB4BA333	0.029/0.064
				"START" (Black)	White	ZB4BA133	0.029/0.064
				"ON" (White)	Green	ZB4BA341	0.029/0.064
				 (White)	Black	ZB4BA245	0.029/0.064
				 (Black)	White	ZB4BA145	0.029/0.064
				"O" (White)	Red	ZB4BA432	0.029/0.064
					Black	ZB4BA232	0.029/0.064
				"STOP" (White)	Red	ZB4BA434	0.029/0.064
	Black	ZB4BA234	0.029/0.064				
	↑ (Black) (2)	White	ZB4BA334	0.029/0.064			
	↓ (White) (2)	Black	ZB4BA335	0.029/0.064			
	Projecting			"O" (White)	Red	ZB4BL432	0.030/0.066
					Black	ZB4BL232	0.030/0.066
				"STOP" (White)	Red	ZB4BL434	0.030/0.066
					Black	ZB4BL234	0.030/0.066

Heads with black metal bezel

To order, add a 7 to the references selected from above.
Example: **ZB4BA331** becomes **ZB4BA3317**.

(1) For recommended maximum number of contacts constituting the body (fixing collar and contact) associated with the head, see pages 28 to 31.

(2) Product supplied with cap not attached, allowing orientation through 360° in 90° steps.



XB4BA4322



XB4BA33115



ZB4BA331



ZB4BA334





ZB4BL432


Control and signaling units

Harmony XB4 metal


Diameter 22 mm illuminated pushbuttons, spring return, with Universal LED

Illuminated pushbuttons with flush push ⁽¹⁾ ⁽²⁾							
Shape of head	Description	Type of contact		Supply voltage V	Color of push	Reference	Weight kg/lb
							
		NO	NC				


Complete units - With plain lens
Screw clamp terminal connections (Schneider Electric anti-loosening system)



XB4BW33B5



XB4BW34G5


	Universal LED	1	1	24 \sim 50/60 Hz	White	XB4BW31B5 (ZB4BW0B15 + ZB4BW313)	0.097/0.214	
					Green	XB4BW33B5 (ZB4BW0B15 + ZB4BW333)	0.097/0.214	
					Red	XB4BW34B5 (ZB4BW0B15 + ZB4BW343)	0.097/0.214	
					Orange	XB4BW35B5 (ZB4BW0B15 + ZB4BW353)	0.097/0.214	
					Blue	XB4BW36B5 (ZB4BW0B15 + ZB4BW363)	0.097/0.214	
					110...120 \sim 50/60 Hz	White	XB4BW31G5 (ZB4BW0G15 + ZB4BW313)	0.097/0.214
					Green	XB4BW33G5 (ZB4BW0G15 + ZB4BW333)	0.097/0.214	
					Red	XB4BW34G5 (ZB4BW0G15 + ZB4BW343)	0.097/0.214	
					Orange	XB4BW35G5 (ZB4BW0G15 + ZB4BW353)	0.097/0.214	
					Blue	XB4BW36G5 (ZB4BW0G15 + ZB4BW363)	0.097/0.214	
					230...240 \sim 50/60 Hz	White	XB4BW31M5 (ZB4BW0M15 + ZB4BW313)	0.097/0.214
					Green	XB4BW33M5 (ZB4BW0M15 + ZB4BW333)	0.097/0.214	
Red	XB4BW34M5 (ZB4BW0M15 + ZB4BW343)	0.097/0.214						
Orange	XB4BW35M5 (ZB4BW0M15 + ZB4BW353)	0.097/0.214						
Blue	XB4BW36M5 (ZB4BW0M15 + ZB4BW363)	0.097/0.214						

Compact push-in terminal connections



XB4BW34B55



	Universal LED	1	1	24 \sim 50/60 Hz	White	XB4BW31B55 (ZB4BZ1055 + ZBVB15 + ZB4BW313)	0.092/0.202
					Green	XB4BW33B55 (ZB4BZ1055 + ZBVB15 + ZB4BW333)	0.092/0.202
					Red	XB4BW34B55 (ZB4BZ1055 + ZBVB15 + ZB4BW343)	0.092/0.202
					Orange	XB4BW35B55 (ZB4BZ1055 + ZBVB15 + ZB4BW353)	0.092/0.202
					Blue	XB4BW36B55 (ZB4BZ1055 + ZBVB15 + ZB4BW363)	0.092/0.202







(1) For recommended maximum number of contacts constituting the body (fixing collar and contact) associated with the head, see pages 28 to 31.



(2) To add customized markings on these references using the online customization tool, see page 5.

Control and signaling units

Harmony XB4 metal

Diameter 22 mm illuminated pushbuttons, spring return, with Universal LED

Illuminated pushbuttons with flush push (1)				
Shape of head	Type of push	Color of push	Reference	Weight kg/lb
Heads only (2) - With plain lens				
 <p>101244 ZB4BW333</p>	 	Flush (3)	White	ZB4BW313 0.026/0.057
		Green	ZB4BW333 0.026/0.057	
		Red	ZB4BW343 0.026/0.057	
		Orange	ZB4BW353 0.026/0.057	
		Yellow	ZB4BW383 0.026/0.057	
		Blue	ZB4BW363 0.026/0.057	
 <p>XBL_632_CPSCT16035A ZB4BW983</p>		Flush with illuminated ring	White	ZB4BW913 0.026/0.057
		Green	ZB4BW933 0.026/0.057	
		Red	ZB4BW943 0.026/0.057	
		Orange	ZB4BW953 0.026/0.057	
		Yellow	ZB4BW983 0.026/0.057	
		Blue	ZB4BW963 0.026/0.057	
 <p>PG116073 ZB4BW563</p>		Flush with clear boot (IP69K) (3)	White	ZB4BW513 0.031/0.068
		Green	ZB4BW533 0.031/0.068	
		Red	ZB4BW543 0.031/0.068	
		Orange	ZB4BW553 0.031/0.068	
		Yellow	ZB4BW583 0.031/0.068	
		Blue	ZB4BW563 0.031/0.068	
 <p>XBL_632_CPSCT17114B ZB4BA98</p>		Flush for insertion of legend (4) (IP69K)	White	ZB4BA18 0.028/0.062
		Green	ZB4BA38 0.028/0.062	
		Red	ZB4BA48 0.028/0.062	
		Orange	ZB4BA58 0.028/0.062	
		Yellow	ZB4BA88 (3) 0.028/0.062	
		Blue	ZB4BA68 0.028/0.062	
	Illuminated flush pushbutton head, with set of 6 colored caps	White, green, red, orange, yellow, and blue	ZB4BA98 0.022/0.049	

Heads only (2) - With grooved lens (5) (3)				
 	Flush	White	ZB4BW313S 0.026/0.057	
		Green	ZB4BW333S 0.026/0.057	
		Red	ZB4BW343S 0.026/0.057	
		Orange	ZB4BW353S 0.026/0.057	
		Yellow	ZB4BW383S 0.026/0.057	
		Blue	ZB4BW363S 0.026/0.057	







(1) For recommended maximum number of contacts constituting the body (fixing collar and contact) associated with the head, see pages 28 and 29.
 (2) For use with bodies comprising a light source with Universal LED only.
 (3) To add customized markings on these references using the online customization tool, see page 5.
 (4) For legend ordering information, see page 76.
 (5) For use in bright ambient light conditions (for example, outdoors in sunlight).

Control and signaling units

Harmony XB4 metal

Diameter 22 mm illuminated pushbuttons, spring return, with Universal LED



Illuminated pushbuttons with projecting push ⁽¹⁾				
Shape of head	Type of push	Color of push	Reference	Weight kg/lb
Heads only ⁽²⁾ - With plain lens ⁽³⁾				
	Projecting	White	ZB4BW113	0.029/0.064
		Green	ZB4BW133	0.029/0.064
		Red	ZB4BW143	0.029/0.064
		Orange	ZB4BW153	0.029/0.064
		Yellow	ZB4BW183	0.029/0.064
		Blue	ZB4BW163	0.029/0.064



Heads with black metal bezel

To order, add a 7 to the references selected from above.

Example 1: **ZB4BW113** becomes **ZB4BW1137**.

Example 2: **ZB4BW113S** becomes **ZB4BW113S7**.

(1) For recommended maximum number of contacts constituting the body (fixing collar and contact) associated with the head, see [pages 28 and 29](#).



(2) For use with bodies comprising a light source with Universal LED only.

(3) To add customized markings on these references using the online customization tool, see [page 5](#).



Control and signaling units

Harmony XB4 metal


Diameter 22 mm illuminated pushbuttons, spring return, with BA9s base fitting

Illuminated pushbuttons with flush push ⁽¹⁾							
Shape of head	Description	Type of contact		Supply voltage V	Color of push	Reference	Weight kg/lb
							
		NO	NC				


Complete units - With plain lens
Screw clamp terminal connections (Schneider Electric anti-loosening system)

	Direct supply for bulb with BA9s base fitting, 2.4 W max. (bulb not included)	1	1	≤ 250	White	XB4BW3165 (ZB4BW065 + ZB4BW31)	0.097/0.214
					Green	XB4BW3365 (ZB4BW065 + ZB4BW33)	0.097/0.214
					Red	XB4BW3465 (ZB4BW065 + ZB4BW34)	0.097/0.214
					Orange	XB4BW3565 (ZB4BW065 + ZB4BW35)	0.097/0.214
	Via integral transformer 1.2 VA, 6 V secondary, incandescent bulb with BA9s base fitting (bulb included)	1	1	110...120 ~ 50/60 Hz	White	XB4BW3135 (ZB4BW035 + ZB4BW31)	0.169/0.373
					Green	XB4BW3335 (ZB4BW035 + ZB4BW33)	0.169/0.373
					Red	XB4BW3435 (ZB4BW035 + ZB4BW34)	0.169/0.373
					Orange	XB4BW3535 (ZB4BW035 + ZB4BW35)	0.169/0.373
				230 ~ 50 Hz 220...240 ~ 60 Hz	White	XB4BW3145 (ZB4BW045 + ZB4BW31)	0.170/0.375
					Green	XB4BW3345 (ZB4BW045 + ZB4BW33)	0.170/0.375
					Red	XB4BW3445 (ZB4BW045 + ZB4BW34)	0.170/0.375
					Orange	XB4BW3545 (ZB4BW045 + ZB4BW35)	0.170/0.375

101182



XB4BW3545


Heads only ⁽²⁾ - With plain lens				
	Flush	White	ZB4BW31	0.027/0.060
		Green	ZB4BW33	0.027/0.060
		Red	ZB4BW34	0.027/0.060
		Orange	ZB4BW35	0.027/0.060
		Blue	ZB4BW36	0.027/0.060
		Clear	ZB4BW37	0.027/0.060

101244



ZB4BW33

Illuminated pushbuttons with projecting push ⁽¹⁾

Heads only ⁽²⁾ - With plain lens				
	Projecting	White	ZB4BW11	0.028/0.062
		Green	ZB4BW13	0.028/0.062
		Red	ZB4BW14	0.028/0.062
		Orange	ZB4BW15	0.028/0.062
		Blue	ZB4BW16	0.028/0.062
		Clear	ZB4BW17	0.028/0.062

101243



ZB4BW14

Heads with black metal bezel

To order, add a 7 to the references selected from above.

Example 1: ZB4BW31 becomes ZB4BW317. Example 2: ZB4BW31S becomes ZB4BW31S7.







(1) For recommended maximum number of contacts constituting the body (fixing collar and contact) associated with the head, see pages 28 and 29.

(2) For use with bodies comprising a light source with BA9s base fitting bulb (incandescent, neon, or LED) only.

Control and signaling units

Harmony XB4 metal

Diameter 22 mm multiple-headed pushbuttons, spring return

Double-headed pushbuttons (1)						
Shape of head	Description	Type of contact		Color and marking of caps (2)	Reference	Weight kg/lb
						
		NO	NC			
Complete units						
Screw clamp terminal connections (Schneider Electric anti-loosening system)						
	2 pushes (1 flush black + 1 projecting red)	1	1	White "I" on green background White "0" on red background	XB4BL73415	0.116/0.256
Compact push-in terminal connections						
	2 pushes (1 flush black + 1 projecting red)	1	1	White "I" on green background White "0" on red background	XB4BL734155	0.108/0.238
Heads only, for screw clamp or compact push-in terminal connections (5)						
	2 flush black pushes			White and black background, unmarked	ZB4BA7120	0.056/0.123
				Black "I" on white background White "0" on black background	ZB4BA7121	0.056/0.123
				Green and red background, unmarked	ZB4BA7340	0.056/0.123
				White "I" on green background White "0" on red background	ZB4BA7341	0.056/0.123
				Without cap (3)	ZB4BA79	0.056/0.123
	1 flush black push 1 projecting red push (4) 1 clear central pilot light			Green and red background, unmarked	ZB4BL7340	0.056/0.123
				White "I" on green background White "0" on red background	ZB4BL7341	0.056/0.123



XB4BL73415



XB4BL734155



ZB4BA7121



ZB4BL7341

(1) For recommended maximum number of contacts constituting the body (fixing collar and contact) associated with the head, see [pages 28 to 31](#).

(2) These caps are fitted by Schneider Electric and cannot be removed (risk of damage).

(3) Caps to be ordered separately: see [page 43](#).

(4) Color of centrally positioned pilot light determined by the color of the LED incorporated in the body sub-assembly.




(5) For use with bodies comprising a light source with Universal LED only.

Control and signaling units

Harmony XB4 metal

Diameter 22 mm multiple-headed pushbuttons, spring return



Double-headed pushbuttons + 1 white central pilot light block (1)

Shape of head	Description	Type of contact	Color and marking of caps (2)	Pilot light voltage V	Reference	Weight kg/lb
		 NO  NC				
Complete units						
Screw clamp terminal connections (Schneider Electric anti-loosening system)						
	1 flush black push 1 projecting red push 1 white central pilot light block	1	1	White "I" on green background White "0" on red background	24	XB4BW73731B5 0.130/0.287
					120	XB4BW73731G5 0.130/0.287
					240	XB4BW73731M5 0.130/0.287



UN
Universal
for all color heads

Heads only (5)

	2 flush black pushes 1 clear central pilot light (4)			White and black background, unmarked	ZB4BW7A1720	0.056/0.123
				Black "I" on white background White "0" on black background	ZB4BW7A1721	0.056/0.123
				Green and red background, unmarked	ZB4BW7A3740	0.056/0.123
				White "I" on green background White "0" on red background	ZB4BW7A3741	0.056/0.123
				Black "I" on white background White "0" on black background	ZB4BW7A1724	0.056/0.123
				Black "+" on white background Black "-" on white background	ZB4BW7A1715	0.056/0.123
				Without cap (3)	ZB4BW7A9	0.056/0.123
	1 flush black push 1 projecting red push 1 clear central pilot light (4)			Green and red background, unmarked	ZB4BW7L3740	0.056/0.123
				White "I" on green background White "0" on red background	ZB4BW7L3741	0.056/0.123



UN
Universal
for all color heads



UN
Universal
for all color heads

Heads with black metal bezel




To order, add the suffix 7 to the references selected above. Example: **ZB4BA7120** becomes **ZB4BA71207**.

- (1) For recommended maximum number of contacts constituting the body (fixing collar and contact) associated with the head, see [pages 28 and 29](#).
- (2) These caps are fitted by Schneider Electric and cannot be removed (risk of damage).
- (3) Caps to be ordered separately: see [page 43](#).
- (4) Color of centrally positioned pilot light determined by the color of the LED incorporated in the body sub-assembly.
- (5) For use with bodies comprising a light source with Universal LED only.


Control and signaling units


Harmony XB4 metal

Diameter 22 mm multiple-headed pushbuttons, spring return

Triple-headed pushbuttons (1) (2)							
Shape of head	Description	Type of contact			Color and marking of caps (3)	Reference	Weight kg/lb
							

Complete units						
----------------	--	--	--	--	--	--

Screw clamp terminal connections (Schneider Electric anti-loosening system)							
	2 flush black pushes + 1 central projecting red push marked "STOP" in white	1	1	1	White "I" on green background White "II" on green background	ZB4BA731327	0.128/0.282
					Black "→" on white background White "←" on black background	ZB4BA711237	0.128/0.282

Heads only							
	2 flush black pushes + 1 central projecting red push marked "STOP" in white				White "←" on green background White "→" on green background White "↑" on green background White "↓" on green background	ZB4BA73133	0.056/0.123
					Black "+" on white background Black "-" on white background	ZB4BA71115	0.056/0.123
					Black "↑" on white background White "↓" on black background	ZB4BA71124	0.056/0.123
					Without cap (4)	ZB4BA791	0.056/0.123

Specific accessories for multiple-headed pushbuttons

Description	Background color	Marking	Sold in lots of	Reference	Weight kg/lb
Caps only for clip-on mounting (5) on: - ZB4BA79 double-headed pushbuttons - ZB4BW7A9 double-headed pushbuttons + central pilot light block - ZB4BA791 triple-headed pushbuttons	White	Unmarked	10	ZBA71	0.010/0.022
		Black "I"	10	ZBA7131	0.010/0.022
		Black "→"	10	ZBA7134	0.010/0.022
		Black "+"	10	ZBA7138	0.010/0.022
	Black	Unmarked	10	ZBA72	0.010/0.022
		White "O"	10	ZBA7232	0.010/0.022
		White "→"	10	ZBA7235	0.010/0.022
		White "I"	10	ZBA7237	0.010/0.022
	Green	Unmarked	10	ZBA73	0.010/0.022
		White "I"	10	ZBA7331	0.010/0.022
		White "↑"	10	ZBA7335	0.010/0.022
	Red	Unmarked	10	ZBA74	0.010/0.022
		White "O"	10	ZBA7432	0.010/0.022
	Yellow	Unmarked	10	ZBA75	0.010/0.022
	Blue	Unmarked	10	ZBA76	0.010/0.022
Clear silicone boots (6)	For 2 flush pushes	–	10	ZBA708	0.055/0.121
	For 3 pushes	–	10	ZBA709	0.055/0.121
	For 1 flush push + 1 projecting push	–	10	ZBA710	0.055/0.121

Heads with black metal bezel

To order, add the suffix 7 to the references selected above.
Example: **ZB4BA73132** becomes **ZB4BA731327**.

- (1) For recommended maximum number of contacts constituting the body (fixing collar + contact) associated with the head, see pages 28 and 29.
- (2) Not compatible with high-power switching contacts and contacts for printed circuit board.
- (3) These caps are fitted by Schneider Electric and cannot be removed (risk of damage).
- (4) Caps to be ordered separately: see section "Specific accessories for multiple-headed pushbuttons" on this page.
- (5) Can be clipped in at 90° steps, through 360°.
- (6) Can be replaced without dismantling the head.



ZB4BA731327



ZB4BA73133



ZB4BA71124



ZBA7235



ZBA7432





ZBA709


Control and signaling units


Harmony XB4 metal

Diameter 22 mm mushroom head pushbuttons, spring return

Mushroom head pushbuttons (1) (2)						
Shape of head	Type of push	Type of contact		Push	Reference	Weight kg/lb
				Ø mm/in. Color		
		NO	NC			


Complete units
Screw clamp terminal connections (Schneider Electric anti-loosening system)



	Mushroom head	1	–	40/1.575	Black	XB4BC21 (ZB4BZ101 + ZB4BC2)	0.122/0.269
---	---------------	---	---	----------	-------	--	-------------

Heads only



	Mushroom head			30/1.181	Black	ZB4BC24	0.075/0.165
					Green	ZB4BC34	0.075/0.165
					Red	ZB4BC44	0.075/0.165
					Yellow	ZB4BC54	0.075/0.165
					Blue	ZB4BC64	0.075/0.165




				40/1.575	Black	ZB4BC2	0.074/0.163
					Green	ZB4BC3	0.074/0.163
					Red	ZB4BC4	0.074/0.163
					Yellow	ZB4BC5	0.074/0.163
					Blue	ZB4BC6	0.074/0.163



				60/2.362	Black	ZB4BR2	0.093/0.205
					Green	ZB4BR3	0.093/0.205
					Red	ZB4BR4	0.093/0.205
					Yellow	ZB4BR5	0.093/0.205
					Blue	ZB4BR6	0.093/0.205

Illuminated mushroom head pushbuttons (1) (2)
Universal LED



Shape of head	Type of push	Push Ø mm/in.	Reference		Weight kg/lb
			Color	Reference	
	Mushroom head	40/1.575	White	ZB4BW413	0.051/0.112
			Green	ZB4BW433	0.051/0.112
			Red	ZB4BW443	0.051/0.112
			Orange	ZB4BW453	0.051/0.112
			Blue	ZB4BW463	0.051/0.112



Heads with black metal bezel

To order, add a figure 7 to the references selected above.
Example: **ZB4BC24** becomes **ZB4BC247**.




- (1) These pushbuttons and heads cannot be used for an Emergency stop function. Therefore, it is recommended that a legend with a black or white background is used.
- (2) For recommended maximum number of contacts constituting the body (fixing collar and contact) associated with the head, see pages 28 and 29.
- (3) For use with bodies comprising a light source with Universal LED only.

Control and signaling units

Harmony XB4 metal

Diameter 22 mm mushroom head pushbuttons, latching

Mushroom head pushbuttons (1) (2)

Shape of head	Type of reset	Push		Reference	Weight kg/lb
		Ø mm/in.	Color		
Heads only					
	Push-pull	40/1.575	Black	ZB4BT2	0.077/0.170
	Turn to release	30/1.181	Black	ZB4BS42	0.066/0.146
		40/1.575	Black	ZB4BS52	0.070/0.154
		40/1.575	Yellow	ZB4BS55	0.070/0.154
		60/2.362	Black	ZB4BS62	0.090/0.198
	Key release (key 455) (2 keys included with head) (3) (4)	30/1.181	Black	ZB4BS72	0.066/0.146
		40/1.575	Black	ZB4BS12	0.070/0.154

110130



ZB4BT2

PG113908




ZB4BS62

110136



ZB4BS72

Illuminated mushroom head pushbuttons (1) (2)

Universal LED					
Shape of head	Type of reset	Push		Reference	Weight kg/lb
		Ø mm/in.	Color		
Heads only					
	Mushroom head	40/1.575	White	ZB4BW613	0.051/0.112
			Green	ZB4BW633	0.051/0.112
			Orange	ZB4BW653	0.051/0.112
			Blue	ZB4BW663	0.051/0.112

X84_632_CP0DA2016012




ZB4BW653



Heads with black metal bezel

To order, add a figure 7 to the references selected above.
Example: **ZB4BT2** becomes **ZB4BT27**.

- (1) These pushbuttons and heads cannot be used for an Emergency stop function. Therefore, it is recommended that a legend with a black or white background is used.
- (2) For recommended maximum number of contacts constituting the body (fixing collar and contact) associated with the head, see [pages 28 and 29](#).
- (3) For specific keys, please contact our Customer Care Center.
- (4) The symbol  indicates key withdrawal position(s).

Control and signaling units

Harmony XB4 metal

Diameter 22 mm Emergency stop and Emergency switching off functions


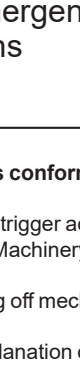

Emergency stop and Emergency switching off functions conforming to EN/IEC 60204-1, 60364-5-53, EN/ISO 13850, and Machinery Directive 2006/42/EC

Emergency stop function: Mushroom head Emergency stop trigger action and mechanical latching pushbuttons conform to standards EN/IEC 60204-1 and EN/ISO 13850, Machinery Directive 2006/42/EC, and to standard EN/IEC 60947-5-5.

Emergency switching off function: Mushroom head switching off mechanical latching pushbuttons conform to standards IEC 60364-5-53 and EN/IEC 60947-5-1.


Please contact our Customer Care Center for a detailed explanation of these standards and directives.

Emergency stop and Emergency switching off pushbuttons with trigger action and mechanical latching (1) (2)

Shape of head	Type of reset	Type of contact			Push Ø mm/in.	Color	Reference	Weight kg/lb
		NO	NC	NC MC (4)				
Complete units								
Screw clamp terminal connections (Schneider Electric anti-loosening system)								
 XB4BT845	Push-pull	-	1	-	40/1.575	Red	XB4BT842 (ZB4BZ102 + ZB4BT84)	0.125/0.276
		1	1	-	40/1.575	Red	XB4BT845 (ZB4BZ105 + ZB4BT84)	0.136/0.300
	Turn to release	-	-	1	40/1.575	Red	XB4BS8446 (ZBE302 + ZB4BZ009 + ZB4BS844)	0.121/0.266
		-	1	-	40/1.575	Red	XB4BS8442 (ZB4BZ102 + ZB4BS844)	0.118/0.260
		-	1	1	40/1.575	Red	XB4BS84462 (ZBE302 + ZB4BZ102 + ZB4BS844)	0.133/0.293
		-	2	-	40/1.575	Red	XB4BS8444 (ZB4BZ104 + ZB4BS844)	0.130/0.287
1	2	-	40/1.575	Red	XB4BS84441 (ZB4BZ141 + ZB4BS844)	0.140/0.309		
 XB4BS9445	Key release (key 455) (3)	1	1	-	40/1.575	Red	XB4BS9445 (ZB4BZ105 + ZB4BS944)	0.170/0.375
		Compact push-in terminal connections						
 XB4BS84425	Turn to release	-	1	-	40/1.575	Red	XB4BS84425 (ZB4BZ1025 + ZB4BS844)	0.122/0.268
		1	1	-	40/1.575	Red	XB4BS84455 (ZB4BZ1055 + ZB4BS844)	0.130/0.286
		-	2	-	40/1.575	Red	XB4BS84445 (ZB4BZ1045 + ZB4BS844)	0.130/0.286
		1	2	-	40/1.575	Red	XB4BS844415 (ZB4BZ1055 + ZB4BZ1025 + ZB4BS844)	0.138/0.304

(1) For recommended maximum number of contacts constituting the body (fixing collar and contact) associated with the head, see pages 28 to 31.

(2) It is recommended that a legend or yellow background is used.

(3) The symbol  indicates key withdrawal position(s).

(4) NC contact block with monitoring dedicated for Emergency stop head only.

Emergency stop and Emergency switching off functions conforming to EN/IEC 60204-1, 60364-5-53, EN/ISO 13850, and Machinery Directive 2006/42/EC


Emergency stop function: Mushroom head Emergency stop trigger action and mechanical latching pushbuttons conform to standards EN/IEC 60204-1 and EN/ISO 13850, Machinery Directive 2006/42/EC, and to standard EN/IEC 60947-5-5.

Emergency switching off function: Mushroom head switching off mechanical latching pushbuttons conform to standards IEC 60364-5-53 and EN/IEC 60947-5-5.


Please contact our Customer Care Center for a detailed explanation of these standards and directives.

Emergency stop and Emergency switching off pushbuttons with trigger action and mechanical latching (1) (2)**Heads only**

Screw clamp terminal connections (Schneider Electric anti-loosening system)






ZB4BT844



ZB4BS834



ZB4BS964


Shape of head	Type of reset	Push		Reference	Weight kg/lb
		Ø mm/in.	Color		
	Push-pull	30/1.181	Red	ZB4BT844	0.078/0.172
		40/1.575	Red	ZB4BT84	0.078/0.172
		60/2.362	Red	ZB4BX84	0.098/0.216
	Turn to release	30/1.181	Red	ZB4BS834	0.068/0.150
		40/1.575	Red	ZB4BS844	0.073/0.161
		60/2.362	Red	ZB4BS864	0.093/0.205
	Key release (key 455) 2 keys included with head (3) (4)	30/1.181	Red	ZB4BS934	0.094/0.207
		40/1.575	Red	ZB4BS944	0.098/0.216
		60/2.362	Red	ZB4BS964	0.118/0.260

Heads with black metal bezel

To order, add a 7 to the references selected from above.
Example: ZB4BT844 becomes ZB4BT8447.

(1) For recommended maximum number of contacts constituting the body (fixing collar and contact) associated with the head, see pages 28 and 29.

(2) It is recommended that a legend or yellow background is used.

(3) The symbol  indicates key withdrawal position(s).

(4) For specific keys, please contact our Customer Care Center.


Control and signaling units

Harmony XB4 metal

Diameter 22 mm illuminated rings for Emergency stop
Circular yellow legends for Emergency stop



ZBY9W2B330




ZBY9W3B140



ZBY9W2B501



ZBY9W101



ZBY9W2B101

Illuminated rings for Emergency stop (1)

Description	Marking	Signaling	Supply voltage	Color	Sold in lots of	Reference	Weight kg/lb
Ø 60 mm/2.362 in. illuminated ring for Emergency stop	EMERGENCY STOP	Fixed, red	24 V ~	Yellow	1	ZBY9W2B330	0.031/0.068
	ARRET D'URGENCE	Fixed, red	24 V ~	Yellow	1	ZBY9W2B130	0.031/0.068
	NOT HALT	Fixed, red	24 V ~	Yellow	1	ZBY9W2B230	0.031/0.068
	PARADA DE EMERGENCIA	Fixed, red	24 V ~	Yellow	1	ZBY9W2B430	0.031/0.068
	ARRESTO DI EMERGENZA	Fixed, red	24 V ~	Yellow	1	ZBY9W2B630	0.031/0.068
	-	Fixed, red	24 V ~	Yellow	1	ZBY9W2B140	0.031/0.068
	EMERGENCY STOP	Fixed, red	120 V ~	Yellow	1	ZBY9W2G330	0.031/0.068
	ARRET D'URGENCE	Fixed, red	120 V ~	Yellow	1	ZBY9W2G130	0.031/0.068
	NOT HALT	Fixed, red	120 V ~	Yellow	1	ZBY9W2G230	0.031/0.068
	PARADA DE EMERGENCIA	Fixed, red	120 V ~	Yellow	1	ZBY9W2G430	0.031/0.068
	ARRESTO DI EMERGENZA	Fixed, red	120 V ~	Yellow	1	ZBY9W2G630	0.031/0.068
	-	Fixed, red	120 V ~	Yellow	1	ZBY9W2G140	0.031/0.068
	EMERGENCY STOP	Fixed, red	230 V ~	Yellow	1	ZBY9W2M330	0.031/0.068
	ARRET D'URGENCE	Fixed, red	230 V ~	Yellow	1	ZBY9W2M130	0.031/0.068
	NOT HALT	Fixed, red	230 V ~	Yellow	1	ZBY9W2M230	0.031/0.068
	PARADA DE EMERGENCIA	Fixed, red	230 V ~	Yellow	1	ZBY9W2M430	0.031/0.068
	ARRESTO DI EMERGENZA	Fixed, red	230 V ~	Yellow	1	ZBY9W2M630	0.031/0.068
	-	Fixed, red	230 V ~	Yellow	1	ZBY9W2M140	0.031/0.068
	EMERGENCY STOP	Fixed, red + white	24 V ~	Yellow	1	ZBY9W3B330	0.031/0.068
	ARRET D'URGENCE	Fixed, red + white	24 V ~	Yellow	1	ZBY9W3B130	0.031/0.068
	NOT HALT	Fixed, red + white	24 V ~	Yellow	1	ZBY9W3B230	0.031/0.068
	PARADA DE EMERGENCIA	Fixed, red + white	24 V ~	Yellow	1	ZBY9W3B430	0.031/0.068
	ARRESTO DI EMERGENZA	Fixed, red + white	24 V ~	Yellow	1	ZBY9W3B630	0.031/0.068
	-	Fixed, red + white	24 V ~	Yellow	1	ZBY9W3B140	0.031/0.068

Illuminated ring without legend for customization (for use with ZBY9W101)


Ø 60 mm/2.362 in., unmarked can be used with all Ø 22 mm/ 0.866 in. heads	Fixed, red	24 V ~	-	1	ZBY9W2B501	0.015/0.033
	Fixed, red + white	24 V ~	-	1	ZBY9W3B501	0.016/0.035

Customizable circular legend for illuminated ring without legend (2)

Description	Reference	Weight kg/lb
Ø 60 mm/2.362 in.	ZBY9W101	0.004/0.009

Illuminated rings for mushroom head pushbuttons

Description	Marking	Signaling	Supply voltage	Color	Sold in lots of	Reference	Weight kg/lb
Ø 60 mm/2.362 in. illuminated ring	-	Fixed, red	24 V ~	Yellow	1	ZBY9W2B101	0.031/0.068
	-	Fixed, red	120 V ~	Yellow	1	ZBY9W2G101	0.031/0.068
	-	Fixed, red	230 V ~	Yellow	1	ZBY9W2M101	0.031/0.068
	-	Fixed, red + white	24 V ~	Yellow	1	ZBY9W3B101	0.031/0.068

(1) For compliance with standard EN/ISO 13850, paragraph 4.4.6, the Emergency stop function logo  has been added.

(2) To create customized marking on this reference using the online customization tool, see [page 5](#).

Control and signaling units


Harmony XB4 metal

Diameter 22 mm illuminated Emergency switching off function

Circular yellow legends for Emergency stop

Circular yellow legends for Emergency stop (1) (2)

Description	Marking	Signaling	Supply voltage	Color	Sold in lots of	Reference	Weight kg/lb
Ø 60 mm/2.362 in. - legend for Emergency stop function		-	-	Yellow	5	ZBY9121	0.007/0.015
	EMERGENCY STOP	-	-	Yellow	5	ZBY9320	0.007/0.015
	ARRET D'URGENCE	-	-	Yellow	5	ZBY9120	0.007/0.015
	NOT HALT	-	-	Yellow	5	ZBY9220	0.007/0.015
	PARADA DE EMERGENCIA	-	-	Yellow	5	ZBY9420	0.007/0.015
	ARRESTO DI EMERGENZA	-	-	Yellow	5	ZBY9620	0.007/0.015




ZBY9121



ZBY9420

Illuminated Emergency switching off function only, mechanical latching pushbuttons (3)

Screw clamp terminal connections (Schneider Electric anti-loosening system)

Shape of head	Type of reset	Push Ø mm/in.	Color	Reference	Weight kg/lb
Heads only (4)					
	Push-pull	40/1.575	Red	ZB4BW643	0.051/0.112




ZB4BW643

Circular yellow legends for ZB4BW643

Diameter mm/in.	Conforming to standards	Marking on yellow background	Sold in lots of	Unit reference	Weight kg/lb
Used for "Emergency switching off" function					
60/2.362	EN/IEC 60204-1	-	10	ZBY9101 (5)	0.004/0.009
		COUPURE D'URGENCE	10	ZBY9160	0.004/0.009
		EMERGENCY SWITCHING OFF	10	ZBY9360	0.004/0.009
		NOT AUS	10	ZBY9260	0.004/0.009
90/3.543	EN/IEC 60204-1	-	10	ZBY8101 (5)	0.008/0.018
		COUPURE D'URGENCE	10	ZBY8160	0.008/0.018



ZBY9160

(1) For compliance with standard EN/ISO 13850, paragraph 4.4.6, the Emergency stop function logo  has been added.

(2) For other legend models for Emergency stop and Emergency switching off function, see next page.

(3) For recommended maximum number of contacts constituting the body (fixing collar and contact) associated with the head, see pages 28 and 29.

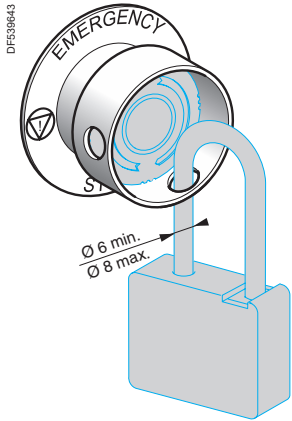
(4) For use with bodies comprising a light source with Universal LED only.

(5) To add customized markings on these references using the online customization tool, see page 5.

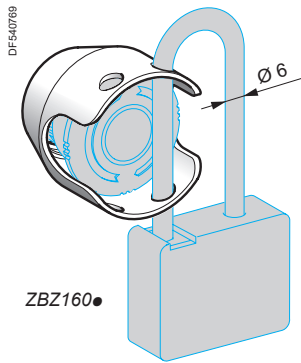
Control and signaling units

Harmony XB4 metal

Diameter 22 mm accessories for pushbuttons



ZBZ3605



ZBZ160●



ZBZ1605



ZBY9330T

Accessories for mushroom head pushbuttons

Description	Exclusive use with the following Ø 40 mm/1.575 in. trigger action pushbuttons	Color	Reference	Weight kg/lb
-------------	---	-------	-----------	--------------

Padlocking kit (1) (2) For Emergency stop (3) and Emergency switching off function (4), padlockable	XB4BS844● XB4BS9445 ZB4BS844 ZB4BS944●	Yellow	ZBZ3605	0.045/0.099
---	---	--------	----------------	-------------

Metal guards For Emergency stop and Emergency switching off function, padlockable (5)	XB4BT8● XB4BS8● XB4BS9● ZB4BT8● ZB4BS8● ZB4BS9●	Chromium plated	ZBZ1600	0.046/0.101
---	--	-----------------	----------------	-------------

		Black	ZBZ1602	0.046/0.101
--	--	-------	----------------	-------------

		Red	ZBZ1604	0.046/0.101
--	--	-----	----------------	-------------

		Yellow	ZBZ1605	0.046/0.101
--	--	--------	----------------	-------------

		Blue	ZBZ1606	0.046/0.101
--	--	------	----------------	-------------

Description	Marking	Color	Sold in lots of	Reference	Weight kg/lb
-------------	---------	-------	-----------------	-----------	--------------

Ø 60 mm/2.362 in. legend for padlocking device ZBZ3605 For Emergency stop function (3)	Unmarked	Yellow	10	ZBY9140T	0.004/0.009
---	----------	--------	----	-----------------	-------------

	ARRÊT D'URGENCE	Yellow	10	ZBY9130T	0.004/0.009
--	-----------------	--------	----	-----------------	-------------

	EMERGENCY STOP	Yellow	10	ZBY9330T	0.004/0.009
--	----------------	--------	----	-----------------	-------------

	NOT HALT	Yellow	10	ZBY9230T	0.004/0.009
--	----------	--------	----	-----------------	-------------

(1) Standard circular legends are not compatible with this product. Use special legends **ZBY9●●●T**.
 (2) No isolation function is possible when this guard is fitted.
 (3) For conformity with standards EN/IEC 60204-1 and EN/ISO 13850.
 (4) For conformity with standard EN/IEC 60204-1.
 (5) No isolation function is possible when this guard is fitted.

XB4_632_CPF-JR18307



ZBY9330M

Circular yellow legends for metal guard ZBZ16●●

Description	Marking	Color	Sold in lots of	Reference	Weight kg/lb
For Emergency stop function					
Ø 60 mm/2.362 in. legend for metal guard ZBZ16●●	Unmarked	Yellow	10	ZBY9140M	0.004/0.009
	ARRET D'URGENCE	Yellow	10	ZBY9130M	0.004/0.009
	EMERGENCY STOP	Yellow	10	ZBY9330M	0.004/0.009
	NOT HALT	Yellow	10	ZBY9230M	0.004/0.009
	PARADA DE EMERGENZA	Yellow	10	ZBY9430M	0.004/0.009
	NODSTOP	Yellow	10	ZBY9530M	0.004/0.009
	ARRESTO DI EMERGENZA	Yellow	10	ZBY9630M	0.004/0.009
	NODSTOPP	Yellow	10	ZBY9730M	0.004/0.009
	NODSTOP	Yellow	10	ZBY9830M	0.004/0.009

XB4_632_CPF-JR18287



ZBY9360M

For Emergency switching off function

Ø 60 mm/2.362 in. legend for metal guard ZBZ16●●	Unmarked	Yellow	10	ZBY9101M	0.004/0.009
	COUPURE D'URGENCE	Yellow	10	ZBY9160M	0.004/0.009
	EMERGENCY SWITCHING OFF	Yellow	10	ZBY9360M	0.004/0.009
	NOTAUS	Yellow	10	ZBY9260M	0.004/0.009
	DESCONEXION DE EMERGENCIA	Yellow	10	ZBY9460M	0.004/0.009

Control and signaling units


Harmony XB4 metal

Diameter 22 mm accessories for pushbuttons

Bellows for harsh environments



XBS_633_CP0DA20162113
ZBZ2102




XB4_632_CP0DA2016616
ZB4BZ1905



ZB4BZ2005
ZB4BZ2005



107383
ZB4BZ64



DF524088
ZBZ58

Other accessories

Description	For use with	Color	Reference	Weight kg/lb
Plastic guard	Selector switches and key switches	Black	ZBZ2102	0.005/0.011
	Emergency stop and Emergency switching off function	Yellow Round guard 63.5 mm/ 2.5 in.	ZB4BZ1905	0.005/0.011
		Yellow Round guard 76.2 mm/ 3 in.	ZB4BZ2105	0.005/0.011
Padlockable flaps	Pushbuttons	Black	ZB4BZ2005	0.005/0.011
		Black	ZB4BZ62	0.076/0.168
		Red	ZB4BZ64	0.076/0.168
		Yellow	ZB4BZ65	0.076/0.168
		Blue	ZB4BZ66	0.076/0.168

Description	Material	For use with	Color	Sold in lots of	Unit reference	Weight kg/lb
Bellows seals for harsh environments (environments subject to humidity, dust, high-pressure cleaning, etc.) (1)	Silicone	Other functions	Black	2	ZBZ28	0.009/0.020
		Emergency stop/ Emergency switching off function	Yellow	2	ZBZ58	0.009/0.020

Description	Application	Sold in lots of	Unit reference	Weight kg/lb
Boot for contact block ZBE10● and ZBE10●3 (2)	For protection against dusty environment	1	ZBZ60	0.098/0.216

(1) Only when mounted on control stations. Use legends ZBY9●●●T.
 (2) Restriction on use: Refer to the product instruction sheet on the Schneider Electric website, Harmony XB4 page.

Control and signaling units

Harmony XB4 metal

Diameter 22 mm large head pushbuttons with integrated bellows




ZB4BC580



ZB4BC28001



Contact + ZB4BC28001



Contact + ZB4BC28001RA



ZBZ1902



ZBZ60

Pushbuttons with integrated bellows

Shape of head	Color of push	Symbol	Reference	Weight kg/lb
Heads only, Ø 37 mm/1.46 in., without marking				
Flush	White	–	ZB4BC180	0.036/0.079
	Black	–	ZB4BC280	0.036/0.079
	Green	–	ZB4BC380	0.036/0.079
	Red	–	ZB4BC480	0.036/0.079
	Yellow	–	ZB4BC580	0.036/0.079
	Blue	–	ZB4BC680	0.036/0.079

Heads only, Ø 37 mm/1.46 in., with marking (1)

Flush	Black	Bell	ZB4BC28001	0.036/0.079
	Yellow	Specific	ZB4BC58009	0.036/0.079
	Black	Specific	ZB4BC28010	0.036/0.079
	Red	0	ZB4BC48021	0.036/0.079
	Green	I	ZB4BC38023	0.036/0.079

Accessories

Description	Function	Reference	Weight kg/lb
Protective guard in plastic	Protection against accidental operation	ZBZ1902 (2)	0.010/0.022
Boot for contact block ZBE10●, ZBE10●3, ingress and ZBE50● (3)	Protection against liquid and dust	ZBZ60	0.098/0.216
Other versions	Customization with marking of your choice (texts or symbols) Rotation of head for horizontal mounting of the contact block (1) Please contact our Customer Care Center.		

(1) Heads are fixed relative to the position of the contact blocks:

- Contact blocks are normally used in the "vertical" position.
- To mount the contact block in the "horizontal" position, it is necessary to order an alternative head with the symbol rotated by 90°. Please add the suffix "RA" to the end of the references for alternative heads of your choice.

Example: ZB4BC28001 becomes ZB4BC28001RA.


(2) For heads with the "RA" suffix (ZB4BC●●●●RA) used with a guard, it is necessary to order the dedicated guard ZBZ1902RA.

(3) Restriction for use: Refer to the product instruction sheet on www.schneider-electric.com.

Control and signaling units

Harmony XB4 metal


Diameter 22 mm pushbuttons, push-push

Pushbuttons with flush push ⁽¹⁾ ⁽²⁾				
Shape of head	Type of push	Color of push	Reference	Weight kg/lb
Heads only				
	Flush ⁽³⁾	White	ZB4BH01	0.029/0.064
		Black	ZB4BH02	0.029/0.064
		Green	ZB4BH03	0.029/0.064
		Red	ZB4BH04	0.029/0.064
		Yellow	ZB4BH05	0.029/0.064
		Blue	ZB4BH06	0.029/0.064

110045



ZB4BH02

Pushbuttons with projecting push ⁽¹⁾ ⁽³⁾				
Shape of head	Type of push	Color of push	Reference	Weight kg/lb
Heads only				
	Projecting	White	ZB4BH1	0.029/0.064
		Black	ZB4BH2	0.029/0.064
		Green	ZB4BH3	0.029/0.064
		Red	ZB4BH4	0.029/0.064
		Yellow	ZB4BH5	0.029/0.064
		Blue	ZB4BH6	0.029/0.064

110068



ZB4BH6

Heads with black metal bezel

To order, add a 7 to the references selected from above.
 Example: **ZB4BH01** becomes **ZB4BH017**.

- (1) For recommended maximum number of contacts constituting the body (fixing collar and contact) associated with the head, see [pages 28 to 31](#).
- (2) Caps to be ordered separately (see [page 70](#)).
- (3) To add customized markings on these references using the online customization tool, see [page 5](#).

Control and signaling units

Harmony XB4 metal

Diameter 22 mm illuminated pushbuttons, push-push, with Universal LED

Illuminated pushbuttons with flush push (1) (2)

Shape of head	Type of push	Color of lens	Reference	Weight kg/lb
Heads only (3)				
	Flush	White	ZB4BH013	0.026/0.057
		Green	ZB4BH033	0.026/0.057
		Red	ZB4BH043	0.026/0.057
		Orange	ZB4BH053	0.026/0.057
		Yellow	ZB4BH083	0.026/0.057
		Blue	ZB4BH063	0.026/0.057

110051



ZB4BH033

XB4_632_CPSCT16036




ZB4BH083



UN
Universal
for all color heads

Illuminated pushbuttons with projecting push (1) (2)

Shape of head	Type of push	Color of lens	Reference	Weight kg/lb
Heads only (3)				
	Projecting	White	ZB4BH13	0.026/0.057
		Green	ZB4BH33	0.026/0.057
		Red	ZB4BH43	0.026/0.057
		Orange	ZB4BH53	0.026/0.057
		Yellow	ZB4BH83	0.026/0.057
		Blue	ZB4BH63	0.026/0.057

110168



ZB4BH63



UN
Universal
for all color heads

Heads with black metal bezel

To order, add a 7 to the references selected from above.
Example: **ZB4BH013** becomes **ZB4BH0137**.

- (1) For recommended maximum number of contacts constituting the body (fixing collar and contact) associated with the head, see [pages 28 to 31](#).
- (2) To add customized markings on these references using the online customization tool, see [page 5](#).
- (3) For use with bodies comprising a light source with Universal LED only.

Control and signaling units

Harmony XB4 metal


Diameter 22 mm selector switches with standard handle

Selector switches with standard handle (1)

Shape of head	Type of operator	Type of contact		Positions		Reference	Weight kg/lb
		NO	NC	Number	Type		

Complete units

Screw clamp terminal connections (Schneider Electric anti-loosening system)




	Standard handle, black	1	–	2-position 90°	Stay put		XB4BD21 (ZB4BZ101 + ZB4BD2)	0.095/0.209
		1	–		Spring return from right to left		XB4BD41 (ZB4BZ101 + ZB4BD4)	0.100/0.220
		1	1		Stay put		XB4BD25 (ZB4BZ105 + ZB4BD2)	0.095/0.209
		2	–	3-position ± 45°	Stay put		XB4BD33 (ZB4BZ103 + ZB4BD3)	0.095/0.209
					Spring return to center		XB4BD53 (ZB4BZ103 + ZB4BD5)	0.095/0.209

Compact push-in terminal connections



	Standard handle, black	1	–	2-position 90°	Stay put		XB4BD215 (ZB4BZ1015 + ZB4BD2)	0.109/0.240
		1	–		Spring return from right to left		XB4BD415 (ZB4BZ1015 + ZB4BD4)	0.109/0.240
		1	1		Stay put		XB4BD255 (ZB4BZ1055 + ZB4BD2)	0.113/0.249
		2	–	3-position ± 45°	Stay put		XB4BD335 (ZB4BZ1035 + ZB4BD3)	0.113/0.249
					Spring return to center		XB4BD535 (ZB4BZ1035 + ZB4BD5)	0.113/0.249

Heads only, for screw clamp or compact push-in terminal connections (2)



	Standard handle, black			2-position 90°	Stay put		ZB4BD2	0.040/0.088
					Spring return from right to left		ZB4BD4	0.045/0.099
				3-position ± 45°	Stay put		ZB4BD3	0.040/0.088
					Spring return to center		ZB4BD5	0.040/0.088
					Spring return from left to center		ZB4BD7	0.040/0.088
					Spring return from right to center		ZB4BD8	0.040/0.088

Heads only with other colored handles

	Standard handle, white	Add suffix 01 to the reference, example: ZB4BD201
	Standard handle, green	Add suffix 03 to the reference, example: ZB4BD203
	Standard handle, red	Add suffix 04 to the reference, example: ZB4BD204
	Standard handle, yellow	Add suffix 05 to the reference, example: ZB4BD205
	Standard handle, blue	Add suffix 06 to the reference, example: ZB4BD206

Heads with black metal bezel

For heads with standard black handle only. To order, add the suffix 7 to the references selected from above.
Example: **ZB4BD2** becomes **ZB4BD27**.












(1) For recommended maximum number of contacts and sequence of contacts constituting the body (fixing collar + contact) associated with the head, see pages 28 to 31.

(2) To add customized markings on these references using the online customization tool, see page 5.


Control and signaling units

Harmony XB4 metal

Diameter 22 mm selector switches with long handle

Selector switches with long handle ⁽¹⁾								
Shape of head	Type of operator	Type of contact		Positions		Reference	Weight kg/lb	
		NO	NC	Number	Type			
Complete units								
Screw clamp terminal connections (Schneider Electric anti-loosening system)								
	Long handle, black	1	–	2-position 90°	Stay put		XB4BJ21 (ZB4BZ101 + ZB4BJ2)	0.096/0.212
		2	–	3-position ± 45°	Stay put		XB4BJ33 (ZB4BZ103 + ZB4BJ3)	0.096/0.212
					Spring return to center		XB4BJ53 (ZB4BZ103 + ZB4BJ5)	0.096/0.212
Heads only								
	Long handle, black (2)			2-position 90°	Stay put		ZB4BJ2	0.040/0.088
					Spring return from right to left		ZB4BJ4	0.045/0.099
				3-position ± 45°	Stay put		ZB4BJ3	0.040/0.088
					Spring return to center		ZB4BJ5	0.040/0.088
					Spring return from left to center		ZB4BJ7	0.040/0.088
					Spring return from right to center		ZB4BJ8	0.040/0.088

PFE106190



ZB4BJ33

PFE106196



ZB4BJ3

Heads with black metal bezel

To order, add a 7 to the references selected from above.

Example: **ZB4BJ2** becomes **ZB4BJ27**.

(1) For recommended maximum number of contacts and sequence of contacts constituting the body (fixing collar + contact) associated with the head, see [pages 28 and 29](#).













(2) To add customized markings on these references using the online customization tool, see [page 5](#).

Control and signaling units


Harmony XB4 metal

Diameter 22 mm key switches

Key 455

Key switches ^{(1) (2)}							
Shape of head	Type of operator	Type of contact		Positions		Reference	Weight kg/lb
		NO	NC	Number	Type		
Complete units							
Screw clamp terminal connections (Schneider Electric anti-loosening system)							
 XB4BG33	Key switch with key 455	1	-	2-position 90°	Stay put	 XB4BG21 (ZB4BZ101 + ZB4BG2)	0.153/0.337
						 XB4BG41 (ZB4BZ101 + ZB4BG4)	0.153/0.337
						 XB4BG61 (ZB4BZ101 + ZB4BG6)	0.153/0.337
		2	-	3-position ± 45°	Stay put	 XB4BG03 (ZB4BZ103 + ZB4BG0)	0.153/0.337
						 XB4BG33 (ZB4BZ103 + ZB4BG3)	0.153/0.337
Compact push-in terminal connections							
 XB4BG35	Key switch with key 455	1	-	2-position 90°	Stay put	 XB4BG215 (ZB4BZ1015 + ZB4BG2)	0.121/0.266
						 XB4BG415 (ZB4BZ1015 + ZB4BG4)	0.121/0.266
						 XB4BG615 (ZB4BZ1015 + ZB4BG6)	0.121/0.266
		2	-	3-position ± 45°	Stay put	 XB4BG035 (ZB4BZ1035 + ZB4BG0)	0.127/0.279
						 XB4BG335 (ZB4BZ1035 + ZB4BG3)	0.127/0.279

1) For recommended maximum number of contacts and sequence of contacts constituting the body (fixing collar + contact) associated with the head, see pages 28 to 31.




2) The symbol  indicates key withdrawal position(s).

Control and signaling units

Harmony XB4 metal

Diameter 22 mm key switches

Key 455

Key switches (continued) (1) (2)							
Shape of head	Type of operator	Positions		Reference	Weight kg/lb		
		Number	Type				
Heads only, for screw clamp or compact push-in terminal connections							
	Key switch with key 455 (3)	2-position 90°	Stay put		ZB4BG2	0.098/0.216	
					ZB4BG02	0.098/0.216	
					ZB4BG4	0.098/0.216	
			Spring return from right to left		ZB4BG6	0.098/0.216	
			3-position ± 45°	Stay put		ZB4BG0	0.098/0.216
						ZB4BG03	0.098/0.216
						ZB4BG04	0.098/0.216
						ZB4BG3	0.098/0.216
						ZB4BG5	0.098/0.216
					ZB4BG9	0.098/0.216	
		Spring return from left to center			ZB4BG09	0.098/0.216	
					ZB4BG1	0.098/0.216	
					ZB4BG01	0.098/0.216	
		Spring return to center		ZB4BG7	0.098/0.216		
		Spring return from right to center			ZB4BG8	0.098/0.216	
					ZB4BG05	0.098/0.216	
					ZB4BG08	0.098/0.216	




ZB4BG0

Heads with black metal bezel

To order, add a 7 to the references selected from above. Example: ZB4BG2 becomes ZB4BG27.

(1) For recommended maximum number of contacts and sequence of contacts constituting the body (fixing collar + contact) associated with the head, see pages 28 to 31.

(2) The symbol  indicates key withdrawal position(s).

(3) For specific keys, please contact our Customer Care Center.

Control and signaling units





Harmony XB4 metal






Diameter 22 mm key switches with TEC10 key

Selector switches with knurled knob, toggle switches






ZB4BG2TEC10

Key switches with TEC10 key						
Shape of head	Type of operator	Positions		Reference	Weight kg/lb	
		Number	Type			
Heads only						
	Key switch with TEC10 key	2-position 90°	Stay put		ZB4BG2TEC10	0.160/0.353
					ZB4BG4TEC10	0.160/0.353
					ZB4BG6TEC10	0.170/0.375

Selector switches with knurled knob ⁽¹⁾						
Shape of head	Type of operator	Positions		Reference	Weight kg/lb	
		Number	Type			
Heads only						
	Black knurled knob	2-position 90°	Stay put		ZB4BD29	0.043/0.095
					ZB4BD49	0.050/0.110
					ZB4BD59	0.040/0.088
					ZB4BD89	0.040/0.088



ZB4BD29

Toggle switches ⁽¹⁾						
Shape of head	Type of operator	Positions		Reference	Weight kg/lb	
		Number	Type			
Heads only						
	Black lever	2-position 90°	Stay put		ZB4BD28	0.026/0.057
					ZB4BD48	0.026/0.057



ZB4BD28

Heads with black metal bezel

To order, add a 7 to the references selected from above.
Example: **ZB4BD29** becomes **ZB4BD297**.




For the references with TEC10 key, add the 7 before TEC10.
Example: **ZB4BG2TEC10** becomes **ZB4BG27TEC10**.

⁽¹⁾ For recommended maximum number of contacts and sequence of contacts constituting the body (fixing collar + contact) associated with the head, see [pages 28 to 31](#).

Control and signaling units

Harmony XB4 metal

Diameter 22 mm illuminated selector switches with standard handle, with Universal LED

Illuminated selector switches with standard handle, with Universal LED ⁽¹⁾																
Shape of head	Type of operator	Type of contact		Positions Number Type	Supply voltage V	Color of handle	Reference	Weight kg/lb								
		NO	NC													
Complete units																
Screw clamp terminal connections (Schneider Electric anti-loosening system)																
 <p>PF106192</p> <p>XB4BK123B5</p>		Standard handle	1	1	2-position Stay put	24 ~ (50/60 Hz)	Green	XB4BK123B5 (ZB4BW0B15 + ZB4BK1233)	0.101/0.223							
							Red	XB4BK124B5 (ZB4BW0B15 + ZB4BK1243)	0.101/0.223							
							Orange	XB4BK125B5 (ZB4BW0B15 + ZB4BK1253)	0.101/0.223							
							110...120 ~ (50/60 Hz)	Green	XB4BK123G5 (ZB4BW0G15 + ZB4BK1233)	0.101/0.223						
								Red	XB4BK124G5 (ZB4BW0G15 + ZB4BK1243)	0.101/0.223						
								Orange	XB4BK125G5 (ZB4BW0G15 + ZB4BK1253)	0.101/0.223						
							230...240 ~ (50/60 Hz)	Green	XB4BK123M5 (ZB4BW0M15 + ZB4BK1233)	0.101/0.223						
								Red	XB4BK124M5 (ZB4BW0M15 + ZB4BK1243)	0.101/0.223						
								Orange	XB4BK125M5 (ZB4BW0M15 + ZB4BK1253)	0.101/0.223						
							 <p>PF106193</p> <p>XB4BK134B5</p>		Standard handle	1	1	3-position Stay put	24 ~ (50/60 Hz)	Green	XB4BK133B5 (ZB4BW0B15 + ZB4BK1333)	0.101/0.223
														Red	XB4BK134B5 (ZB4BW0B15 + ZB4BK1343)	0.101/0.223
														Orange	XB4BK135B5 (ZB4BW0B15 + ZB4BK1353)	0.101/0.223
110...120 ~ (50/60 Hz)	Green	XB4BK133G5 (ZB4BW0G15 + ZB4BK1333)	0.101/0.223													
	Red	XB4BK134G5 (ZB4BW0G15 + ZB4BK1343)	0.101/0.223													
	Orange	XB4BK135G5 (ZB4BW0G15 + ZB4BK1353)	0.101/0.223													
230...240 ~ (50/60 Hz)	Green	XB4BK133M5 (ZB4BW0M15 + ZB4BK1333)	0.101/0.223													
	Red	XB4BK134M5 (ZB4BW0M15 + ZB4BK1343)	0.101/0.223													
	Orange	XB4BK135M5 (ZB4BW0M15 + ZB4BK1353)	0.101/0.223													








(1) For recommended maximum number of contacts constituting the body (fixing collar and contact) associated with the head, see pages 28 and 29.

Control and signaling units

Harmony XB4 metal

Diameter 22 mm illuminated selector switches with standard handle, with Universal LED

Illuminated selector switches with standard handle, with Universal LED (1) (continued)

Shape of head	Type of operator	Positions		Color of handle	Reference	Weight kg/lb		
		Number	Type					
Heads only (2)								
	Standard handle	2-position 90°	Stay put		White	ZB4BK1213	0.036/0.079	
					Green	ZB4BK1233	0.036/0.079	
					Red	ZB4BK1243	0.036/0.079	
					Orange	ZB4BK1253	0.036/0.079	
					Yellow	ZB4BK1283	0.036/0.079	
					Blue	ZB4BK1263	0.036/0.079	
	Spring return from right to left			Stay put		White	ZB4BK1413	0.037/0.082
						Green	ZB4BK1433	0.037/0.082
						Red	ZB4BK1443	0.037/0.082
						Orange	ZB4BK1453	0.037/0.082
						Yellow	ZB4BK1483	0.037/0.082
						Blue	ZB4BK1463	0.037/0.082
	3-position ± 45°			Stay put		White	ZB4BK1313	0.036/0.079
						Green	ZB4BK1333	0.036/0.079
						Red	ZB4BK1343	0.036/0.079
						Orange	ZB4BK1353	0.036/0.079
						Yellow	ZB4BK1383	0.036/0.079
						Blue	ZB4BK1363	0.036/0.079
Spring return to center					White	ZB4BK1513	0.036/0.079	
					Green	ZB4BK1533	0.036/0.079	
					Red	ZB4BK1543	0.036/0.079	
					Orange	ZB4BK1553	0.036/0.079	
					Yellow	ZB4BK1583	0.036/0.079	
					Blue	ZB4BK1563	0.036/0.079	
Spring return from right to center					White	ZB4BK1813	0.036/0.079	
					Green	ZB4BK1833	0.036/0.079	
					Red	ZB4BK1843	0.036/0.079	
					Orange	ZB4BK1853	0.036/0.079	
					Yellow	ZB4BK1883	0.036/0.079	
					Blue	ZB4BK1863	0.036/0.079	
Spring return from left to center					White	ZB4BK1713	0.036/0.079	
					Green	ZB4BK1733	0.036/0.079	
					Red	ZB4BK1743	0.036/0.079	
					Orange	ZB4BK1753	0.036/0.079	
					Yellow	ZB4BK1783	0.036/0.079	
					Blue	ZB4BK1763	0.036/0.079	



ZB4BK1343

Heads with black metal bezel













To order, add a 7 to the references selected from above.
Example: **ZB4BK1213** becomes **ZB4BK12137**.

(1) For recommended maximum number of contacts constituting the body (fixing collar and contact) associated with the head, see pages 28 to 31.
(2) For use with bodies comprising a light source with Universal LED only.

Control and signaling units

Harmony XB4 metal

Diameter 22 mm pilot lights with Universal LED

Pilot lights with Universal LED ⁽¹⁾					
Shape of head	Supply voltage V	Color	Reference	Weight kg/lb	
Complete units					
Screw clamp terminal connections (Schneider Electric anti-loosening system)					
■ With plain lens					
 PF152011 XB4BVB5	 	24 ~ (50/60 Hz)	White	XB4BVB1 (ZB4BVB1 + ZB4BV013)	0.080/0.176
		Green	XB4BVB3 (ZB4BVB1 + ZB4BV033)	0.080/0.176	
		Red	XB4BVB4 (ZB4BVB1 + ZB4BV043)	0.080/0.176	
		Orange	XB4BVB5 (ZB4BVB1 + ZB4BV053)	0.080/0.176	
		Blue	XB4BVB6 (ZB4BVB1 + ZB4BV063)	0.080/0.176	
		110...120 ~ (50/60 Hz)	White	XB4BVG1 (ZB4BVG1 + ZB4BV013)	0.080/0.176
Green	XB4BVG3 (ZB4BVG1 + ZB4BV033)	0.080/0.176			
Red	XB4BVG4 (ZB4BVG1 + ZB4BV043)	0.080/0.176			
Orange	XB4BVG5 (ZB4BVG1 + ZB4BV053)	0.080/0.176			
Blue	XB4BVG6 (ZB4BVG1 + ZB4BV063)	0.080/0.176			
 107427_40 XB4BVB6	 	230...240 ~ (50/60 Hz)	White	XB4BVM1 (ZB4BVM1 + ZB4BV013)	0.080/0.176
		Green	XB4BVM3 (ZB4BVM1 + ZB4BV033)	0.080/0.176	
		Red	XB4BVM4 (ZB4BVM1 + ZB4BV043)	0.080/0.176	
		Orange	XB4BVM5 (ZB4BVM1 + ZB4BV053)	0.080/0.176	
		Blue	XB4BVM6 (ZB4BVM1 + ZB4BV063)	0.080/0.176	
		Compact push-in terminal connections			
■ With plain lens					
 XB4BVB55_30 XB4BVB55	 	24 ~ (50/60 Hz)	White	XB4BVB15 (ZBVB15 + ZB4BZ009 + ZB4BV013)	0.076/0.167
		Green	XB4BVB35 (ZBVB15 + ZB4BZ009 + ZB4BV033)	0.076/0.167	
		Red	XB4BVB45 (ZBVB15 + ZB4BZ009 + ZB4BV043)	0.076/0.167	
		Orange	XB4BVB55 (ZBVB15 + ZB4BZ009 + ZB4BV053)	0.076/0.167	
		Blue	XB4BVB65 (ZBVB15 + ZB4BZ009 + ZB4BV063)	0.076/0.167	
		110...120 ~ (50/60 Hz)	Green	XB4BVG35 (ZBVG15 + ZB4BZ009 + ZB4BV033)	0.076/0.167
Complete units for severe applications ⁽²⁾					
Screw clamp terminal connections (Schneider Electric anti-loosening system)					
■ With plain lens					
 XB4BVG3T_CP21108 XB4BVG3T	 	110...240 ~ (50/60 Hz)	White	XB4BVG1T	0.080/0.176
		Green	XB4BVG3T	0.080/0.176	
		Red	XB4BVG4T	0.080/0.176	
		Orange	XB4BVG5T	0.080/0.176	
		Blue	XB4BVG6T	0.080/0.176	

(1) To add customized markings on these references using the online customization tool, see [page 5](#).

(2) To be used with inductive loads, off-grid power generators specifically in Marine applications, or polluted supply voltage.

Control and signaling units

Harmony XB4 metal

Diameter 22 mm pilot lights with Universal LED

Pilot lights with Universal LED
Screw clamp terminal connections (Schneider Electric anti-loosening system)




Heads only, for screw clamp or compact push-in terminal connections (1)

Shape of head	For use with body comprising light source type	Color of lens	Reference	Weight kg/lb
---------------	--	---------------	-----------	--------------




■ With plain lens

  ZB4BV063	 Universal for all color heads	Universal LED only	White	ZB4BV013 (2)	0.026/0.057
			Green	ZB4BV033 (2)	0.026/0.057
			Red	ZB4BV043 (2)	0.026/0.057
			Orange	ZB4BV053 (2)	0.026/0.057
			Yellow	ZB4BV083 (2)	0.026/0.057
			Blue	ZB4BV063 (2)	0.026/0.057
			5 colors (3)	ZB4BV003	0.026/0.057

■ With plain lens, for insertion of legend (3)

  ZB4BV043S	 Universal for all color heads	Universal LED only	White	ZB4BV013E	0.026/0.057
			Green	ZB4BV033E	0.026/0.057
			Red	ZB4BV043E	0.026/0.057
			Orange	ZB4BV053E	0.026/0.057
			Yellow	ZB4BV083E	0.026/0.057
			Blue	ZB4BV063E	0.026/0.057

■ With grooved lens (4) (2)

  ZB4BV043S	 Universal for all color heads	Universal LED only	White	ZB4BV013S	0.026/0.057
			Green	ZB4BV033S	0.026/0.057
			Red	ZB4BV043S	0.026/0.057
			Orange	ZB4BV053S	0.026/0.057
			Yellow	ZB4BV083S	0.026/0.057
			Blue	ZB4BV063S	0.026/0.057

(1) For use with bodies comprising a light source with Universal LED only.

(2) To add customized markings on these references using the online customization tool, see page 5.

(3) Head supplied with 5 different colored lenses (white, green, red, orange, and blue) not fitted, for insertion of legend.


(4) For use in bright ambient light conditions (for example, outdoors in sunlight).

Control and signaling units


Harmony XB4 metal

Diameter 22 mm pilot lights with intergral LED and with BA9s base fitting

Pilot lights with integral LED and transformer (1.2 VA, 24 V secondary) (1)

Shape of head	Supply voltage V	Color	Reference	Weight kg/lb
Complete units - With plain lens				
Screw clamp terminal connections (Schneider Electric anti-loosening system)				
	400 ~ (50 Hz) (2)	White	XB4BV5B1	0.172/0.379
		Green	XB4BV5B3	0.172/0.379
		Red	XB4BV5B4	0.172/0.379
		Orange	XB4BV5B5	0.172/0.379
		Blue	XB4BV5B6	0.172/0.379



PF512544




XB4BV5B1

Pilot lights with BA9s base fitting, with plain or grooved lens (1)

Screw clamp terminal connections (Schneider Electric anti-loosening system)


Shape of head	Supply voltage V	Color	Reference	Weight kg/lb
Complete units - With plain lens				
■ Direct supply, for BA9s bulb, U ≤ 250 V, 2.4 W max. (bulb not included)				
	≤ 250	White	XB4BV61 (ZB4BV6 + ZB4BV01)	0.075/0.165
		Green	XB4BV63 (ZB4BV6 + ZB4BV03)	0.075/0.165
		Red	XB4BV64 (ZB4BV6 + ZB4BV04)	0.075/0.165
		Orange	XB4BV65 (ZB4BV6 + ZB4BV05)	0.075/0.165
■ Via integral transformer, 1.2 VA, 6 V secondary, with BA9s incandescent bulb (included)				
	110...120 ~ (50/60 Hz)	White	XB4BV31 (ZB4BV3 + ZB4BV01)	0.152/0.335
		Green	XB4BV33 (ZB4BV3 + ZB4BV03)	0.152/0.335
		Red	XB4BV34 (ZB4BV3 + ZB4BV04)	0.152/0.335
		Orange	XB4BV35 (ZB4BV3 + ZB4BV05)	0.152/0.335
	230 ~ (50 Hz) 220...240 ~ (60 Hz)	White	XB4BV41 (ZB4BV4 + ZB4BV01)	0.152/0.335
		Green	XB4BV43 (ZB4BV4 + ZB4BV03)	0.152/0.335
		Red	XB4BV44 (ZB4BV4 + ZB4BV04)	0.152/0.335
		Orange	XB4BV45 (ZB4BV4 + ZB4BV05)	0.152/0.335

101176-08-Q





XB4BV64

PF512545-08-Q



XB4BV33

Heads only (3)

Shape of head	For use with body comprising light source type	Color of lens	Reference	Weight kg/lb
■ With plain lens				
	With BA9s base fitting	White	ZB4BV01	0.027/0.060
		Green	ZB4BV03	0.027/0.060
		Red	ZB4BV04	0.027/0.060
		Orange	ZB4BV05	0.027/0.060
		Blue	ZB4BV06	0.027/0.060
		Clear	ZB4BV07	0.027/0.060
■ With grooved lens (4)				
	With BA9s base fitting	White	ZB4BV01S	0.027/0.060
		Green	ZB4BV03S	0.027/0.060
		Red	ZB4BV04S	0.027/0.060
		Orange	ZB4BV05S	0.027/0.060
		Blue	ZB4BV06S	0.027/0.060
		Clear	ZB4BV07S	0.027/0.060

101234



ZB4BV04

PG113109-34-Q



ZB4BV06S

(1) To add customized markings on these references using the online customization tool, see page 5.

(2) To order 440...460 V ~ - 60 Hz transformer blocks, replace "5" in the reference with "8". Example: **XB4BV5B1** becomes **XB4BV8B1**. To order 550...600 V ~ - 60 Hz blocks, replace "5" with "9". Example: **XB4BV5B1** becomes **XB4BV9B1**.

(3) For use with bodies comprising a light source with BA9s base fitting (incandescent, neon, or LED) only.

(4) For use in bright ambient light conditions (for example, outdoors in sunlight).

Control and signaling units

Harmony XB4 metal

Diameter 22 mm push-to-test pilot light



XB4BW21B5



XB4BW25G5

Push-to-test pilot light

Shape of head	Supply voltage V	Color	Reference	Weight kg/lb
Complete units - With plain lens				
	24 ~ (50/60 Hz)	White	XB4BW21B5	0.090/0.198
	24 ~ (50/60 Hz)	Green	XB4BW23B5	0.090/0.198
	24 ~ (50/60 Hz)	Red	XB4BW24B5	0.090/0.198
	24 ~ (50/60 Hz)	Orange	XB4BW25B5	0.090/0.198
	24 ~ (50/60 Hz)	Yellow	XB4BW28B5	0.090/0.198
	24 ~ (50/60 Hz)	Blue	XB4BW26B5	0.090/0.198
	110...120 ~ (50 - 60 Hz)	White	XB4BW21G5	0.090/0.198
	110...120 ~ (50 - 60 Hz)	Green	XB4BW23G5	0.090/0.198
	110...120 ~ (50 - 60 Hz)	Red	XB4BW24G5	0.090/0.198
	110...120 ~ (50 - 60 Hz)	Orange	XB4BW25G5	0.090/0.198
	110...120 ~ (50 - 60 Hz)	Yellow	XB4BW28G5	0.090/0.198
	110...120 ~ (50 - 60 Hz)	Blue	XB4BW26G5	0.090/0.198



Control and signaling units

Harmony XB4 metal

Diameter 22 mm specific functions

Pushbuttons for manual overload reset, potentiometers

Manual overload reset pushbuttons

Shape of head	Travel mm/in.	Actuation distance mm/in.	Color	Reference	Weight kg/lb
With flush push					
	10/0.394	6...16/0.236...0.630	Black	XB4BA821	0.037/0.082
		16...26/0.630...1.024	Black	XB4BA822	0.038/0.084
	14/0.551	30...130/1.181...5.118	Black	XB4BA921	0.058/0.128
			Red	XB4BA941	0.058/0.128
			Blue	XB4BA961	0.058/0.128
		130...257/5.118...10.118	Black	XB4BA922	0.071/0.157
			Red	XB4BA942	0.071/0.157
			Blue	XB4BA962	0.071/0.157


XB4BA821

Complete potentiometers

Description	Resistance kΩ	Reference	Weight kg/lb
+/- 10% linear mode precision complete potentiometer with screw terminals	1	XB4BD912R1K	0.095/0.209
	4.7	XB4BD912R4K7	0.095/0.209
	10	XB4BD912R10K	0.095/0.209
	47	XB4BD912R47K	0.095/0.209
	100	XB4BD912R100K	0.095/0.209
	470	XB4BD912R470K	0.095/0.209

XB4BD912R1K

Heads and mounting base for potentiometer

Shape of head	Description	For use with	Reference	Weight kg/lb
	For potentiometer with shaft length 45 to 50 mm/1.772 to 1.968 in.	6 mm/0.236 in. shaft	ZB4BD912	0.080/0.176
		6.35 mm/0.250 in. shaft	ZB4BD922	0.080/0.176

ZB4BD912

Control and signaling units

Harmony XB4 metal

Diameter 22 mm specific functions

Timers, hour counters, annunciators

USB/RJ45 ports, fuse carrier, basic displays




Timers						
Description	Output type	Supply voltage V	Time delay type	Time delay range	Reference	Weight kg/lb
Panel-mounted timer function with status LED and 1 static output in 22.5 mm/0.886 in. hole	1 static output	24 $\bar{\sim}$	Type A (delay on energization)	0.5...10s	XB5DTB22	0.027/0.060
				3...60 s	XB5DTB23	0.027/0.060
				0.5...10 min	XB5DTB24	0.027/0.060
				3...60 min	XB5DTB25	0.027/0.060
				100...240 $\bar{\sim}$ (50/60 Hz)	Type A (delay on energization)	0.5...10s
	3...60 s	XB5DTGM3	0.027/0.060			
	0.5...10 min	XB5DTGM4	0.027/0.060			
	3...60 min	XB5DTGM5	0.027/0.060			



Hour counters				
Characteristics	Supply voltage V	Reference	Weight kg/lb	
Indication 0...9999.9	12...24 $\bar{\sim}$ (50 or 60 Hz)	XB5DSB	0.045/0.099	
	120 \sim (60 Hz)	XB5DSG	0.045/0.099	
	230...240 \sim (50 Hz)	XB5DSM (1)	0.045/0.099	



Annunciators (IP66, IP67, and IP69)				
Characteristics	Supply voltage V	Color	Reference	Weight kg/lb
Continuous or intermittent non-illuminated buzzer - 90 dB, 6.8 kHz	24 $\bar{\sim}$ (50 or 60 Hz)	-	XB5KSB	0.024/0.053
	110...120 V $\bar{\sim}$ (50 or 60 Hz)	-	XB5KSG	0.024/0.053
	230...240 \sim (50 or 60 Hz)	-	XB5KSM	0.024/0.053
Continuous or intermittent illuminated buzzer - 90 dB, 6.8 kHz	24 $\bar{\sim}$ (50 or 60 Hz)	Red	XB5KS2B4	0.024/0.053
	110...120 V $\bar{\sim}$ (50 or 60 Hz)	Red	XB5KS2G4	0.024/0.053
	230...240 \sim (50 or 60 Hz)	Red	XB5KS2M4	0.024/0.053
	24V $\bar{\sim}$ (50 or 60 Hz)	Yellow	XB5KS2B8	0.024/0.053
	110...120 V $\bar{\sim}$ (50 or 60 Hz)	Yellow	XB5KS2G8	0.024/0.053
	230...240 \sim (50 or 60 Hz)	Yellow	XB5KS2M8	0.024/0.053



USB and RJ45 ports					
Description	Interface type	Connection type	Degree of protection	Reference	Weight kg/lb
Panel-mounted USB and RJ45 ports in 22.5 mm/0.886 in. hole with notch	USB interface, jack type A	USB port 3.0 A-A	IP20, IP65, IP67, IP69K with protection cover (2)	XB5PUSB3	0.017/0.037
	Ethernet interface, RJ45 jack	RJ45 port Cat. 6	IP20, IP65, IP67, IP69K with protection cover (2)	XB5PRJ45	0.027/0.060



Fuse carrier			
Description	For use with	Reference	Weight kg/lb
Fuse carrier	5 x 20 mm/0.197 x 0.787 in. fuse 6.3 A - 250 V	XB5DT1S	0.022/0.049



Basic displays				
Description	Input current range	LED color	Reference	Weight kg/lb
Digital panel meter LED display, 1 current input, -999...9999	4...20 mA	Green	XBH1AA0G4	0.032/0.070
		Red	XBH1AA0R4	0.032/0.070

(1) To order a 60 Hz hour counter, add a suffix 6. The reference [XB5DSM](#) becomes [XB5DSM6](#).

(2) For protection covers, see [page 78](#).


Control and signaling units

Harmony XB4 metal

Diameter 22 mm specific functions

Joystick controllers, wobblesticks

101189



XD4PA12

Joystick controllers (with 54 mm/2.126 in. long operating shaft) (1)				
Screw clamp terminal connections (Schneider Electric anti-loosening system)				
Description	Operation	Spring return to zero position	Reference	Weight kg/lb
Complete products				
2-direction	1 notch 1 NO contact per direction	Without	XD4PA12	0.116/0.256
		With	XD4PA22	0.116/0.256
4-direction	1 notch 1 NO contact per direction	Without	XD4PA14	0.133/0.293
		With	XD4PA24	0.133/0.293


103074



ZD4PA103

Sub-assemblies for joystick controllers				
Description	Functions	Reference	Weight kg/lb	
Complete body/contact assemblies	2-direction	ZD4PA103	0.049/0.108	
	4-direction	ZD4PA203	0.058/0.128	
Complete head assemblies with operating shaft	2-direction, stay put	ZD4PA12	0.022/0.049	
	2-direction, spring return to zero position	ZD4PA22	0.022/0.049	
	4-direction, stay put	ZD4PA14	0.022/0.049	
	4-direction, spring return to zero position	ZD4PA24	0.022/0.049	

103072



ZD4PA203

Other versions Joystick controllers and complete body/contact assemblies for joystick controllers with Faston connector terminals (6.35 or 2 x 2.8 mm/0.250 or 2 x 0.110 in.). Please contact our Customer Care Center.

103073



ZD4PA12

Wobblestick heads				
Shape of head	For use with	Color	Reference	Weight kg/lb
	Omnidirectional, spring return	Black	ZB4BB2	0.058/0.128
		Red	ZB4BB4	0.058/0.128

103487



ZB4BB2

(1) Must not be used with standard contact blocks **ZBE10** (single) or **ZBE20** (double).

Control and signaling units

Harmony XB4 metal

Diameter 22 mm accessories for heads: caps



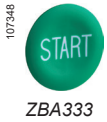
PC113546

XBA2

Pushbutton caps - unmarked					
For use with	Type of push	Color	Sold in lots of	Unit reference	Weight kg/lb
ZBABA0 pushbutton heads supplied without cap	Flush	White	10	ZBA1	0.001/0.002
		Black	10	ZBA2	0.001/0.002
		Green	10	ZBA3	0.001/0.002
		Red	10	ZBA4	0.001/0.002
		Yellow	10	ZBA5	0.001/0.002
		Blue	10	ZBA6	0.001/0.002

Pushbutton caps - marked						
For use with	Type of push	Marking		Color of cap	Unit reference	Weight kg/lb
		Text	Color			
ZBABA0 pushbutton heads supplied without cap (sold in lots of 10)	Flush	I (1)	White	Green	ZBA331	0.001/0.002
			Black	White	ZBA131	0.001/0.002
		II	White	Green	ZBA336	0.001/0.002
		START (1)	White	Green	ZBA333	0.001/0.002
		UP (1)	Black	White	ZBA343	0.001/0.002
		DOWN (1)	White	Black	ZBA344	0.001/0.002
		⊕ (1)	White	Black	ZBA245	0.001/0.002
			Black	White	ZBA145	0.001/0.002
		↑ (2)	White	Black	ZBA335	0.001/0.002
			Black	White	ZBA334	0.001/0.002
		O (1)	White	Red	ZBA432	0.001/0.002
			Black	Black	ZBA232	0.001/0.002
		STOP (1)	White	Red	ZBA434	0.001/0.002
			Black	Black	ZBA234	0.001/0.002
		OFF	White	Red	ZBA435	0.001/0.002
		⚠	White	Green	ZBA346	0.001/0.002
		R (1)	White	Blue	ZBA639	0.001/0.002
		+	White	Black	ZBA2934	0.001/0.002
		-	White	Black	ZBA2935	0.001/0.002

(1) Double injection-molded marking.
 (2) Can be clipped in at 90° steps, through 360°.



107348

ZBA333

Control and signaling units

Harmony XB4 metal

Diameter 22 mm accessories for heads: boots, lens caps



ZBP0

Transparent boots for pushbuttons (1)

Description	For use with XB4 metal pushbuttons	Sold in lots of	Unit reference	Weight kg/lb
Single boots (2)	Flush with circular head	10	ZBPA	0.002/0.004
	Projecting with circular head and push-push version	10	ZBP0	0.002/0.004
	Flush or projecting with circular head for food industry applications	10	ZBP0A	0.002/0.004

Colored boots

Description	Color	For use with	Sold in lots of	Unit reference	Weight kg/lb
Colored boots (can be replaced without dismantling the head)	Black	ZB4BP2S	10	ZBP012	0.003/0.007
	Green	ZB4BP3S	10	ZBP013	0.003/0.007
	Red	ZB4BP4S	10	ZBP014	0.003/0.007
	Yellow	ZB4BP5S	10	ZBP015	0.003/0.007
	Blue	ZB4BP6S	10	ZBP016	0.003/0.007
Clear membrane	Transparent	ZB4BP83	10	ZBP017	0.003/0.007

Lens caps

For use with	Color	Sold in lots of	Unit reference	Weight kg/lb
Lens caps for light sources with Universal LED				
Pilot lights	White	10	ZBV0113	0.002/0.004
	Green	10	ZBV0133	0.002/0.004
	Red	10	ZBV0143	0.002/0.004
	Orange	10	ZBV0153	0.002/0.004
	Blue	10	ZBV0163	0.002/0.004

Lens caps for light sources with BA9s base fitting

Pilot lights	White	10	ZBV011	0.002/0.004
	Green	10	ZBV013	0.002/0.004
	Red	10	ZBV014	0.002/0.004
	Orange	10	ZBV015	0.002/0.004
	Blue	10	ZBV016	0.002/0.004
	Clear	10	ZBV017	0.002/0.004

(1) Boots for multiple-headed pushbuttons, see page 43.


(2) Permissible panel thickness 1 to 5 mm/0.039 to 0.197 in., cannot be used with legend holders.

PG113818



ZBV0153

PG113819

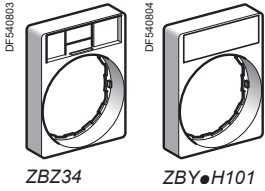


ZBV016

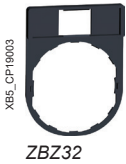
Control and signaling units

Harmony XB4 metal

Diameter 22 mm 8 x 27 mm legends with 30 x 40 mm legend holders



30 x 40 mm legend holders (flush mounting with bezel) for 8 x 27 mm legends (1)						
Description	Legend		Sold in lots of	Unit reference		Weight kg/lb
	Background color	Marking				
Without legend	-	-	10	ZBZ34	-	0.003/0.007
With blank legend	Black or red	-	10	ZBY2H101	-	0.004/0.009
	White or yellow	-	10	ZBY4H101	-	0.004/0.009



Standard 30 x 40 mm legend holders for 8 x 27 mm legends (1)						
Description	Legend		Sold in lots of	Unit reference		Weight kg/lb
	Color	Marking		For black bezel	For gray bezel (4) (5)	
Without legend	-	-	10	ZBZ32	ZBZ32C0	0.001/0.002
With blank legend (for engraving)	Black or red	-	10	ZBY2101	ZBY2101C0	0.002/0.004
	White or yellow	-	10	ZBY4101	ZBY4101C0	0.002/0.004
With 8 x 27 mm/ 0.315 x 1.063 in. legend (with international marking)	Black or red (2)	I	10	ZBY2147	-	0.002/0.004
		O-I	10	ZBY2178	ZBY2178C0	0.002/0.004
		I-II	10	ZBY2179	-	0.002/0.004
		I-O-II	10	ZBY2186	ZBY2186C0	0.002/0.004
		STOP	10	ZBY2304	ZBY2304C0	0.002/0.004
With 8 x 27 mm/ 0.315 x 1.063 in. legend (with French language marking)	Black or red (2)	ARRET (red background)	10	ZBY2104	ZBY2104C0	0.002/0.004
		ARRET-MARCHE	10	ZBY2166	ZBY2166C0	0.002/0.004
		AUTO-MAIN	10	ZBY2164	-	0.002/0.004
		AUTO-O-MAIN	10	ZBY2185	-	0.002/0.004
		DEFAUT (black background)	10	ZBY2134	-	0.002/0.004
		DEFAUT (red background)	10	ZBY2135	-	0.002/0.004
		DESCENTE	10	ZBY2108	-	0.002/0.004
		ENCLenchement	10	ZBY2131	-	0.002/0.004
		EN SERVICE	10	ZBY2111	-	0.002/0.004
		FERMETURE	10	ZBY2114	-	0.002/0.004
		MARCHE	10	ZBY2103	ZBY2103C0	0.002/0.004
		MONTEE	10	ZBY2107	-	0.002/0.004
		OUVERTURE	10	ZBY2113	-	0.002/0.004
		REARMEMENT (red background)	10	ZBY2123	-	0.002/0.004
		REARMEMENT (black background)	10	ZBY0123	-	0.002/0.004
SOUS TENSION	10	ZBY2126	-	0.002/0.004		
Red	ARRET D'URGENCE	10	ZBY2130 (3)	-	0.002/0.004	

(1) For legends, see page 76.

(2) "Start" functions: white letters on black background. "Stop" functions: white letters on red background (unless otherwise specified above).

(3) For compliance with standard EN/ISO 13850, paragraph 4.4.6, the Emergency stop function logo has been added.

(4) For white color plated bezel replace C0 with C1, and for other color plated bezels using the online customization tool, see page 5.

(5) To add customized markings on these references using the online customization tool, see page 5.

Control and signaling units


Harmony XB4 metal

Diameter 22 mm 8 x 27 mm legends with 30 x 40 mm legend holders



Standard 30 x 40 mm legend holders with 8 x 27 mm legends (continued)						
Description	Legend		Sold in lots of	Reference		Weight kg/lb
	Color	Marking		For black bezel	For gray bezel (3) (4)	
With legend (with English language marking)	Black or red background (1)	AUTO-HAND	10	ZBY2364	–	0.002/0.004
		AUTO-O-HAND	10	ZBY2385	–	0.002/0.004
		CLOSE	10	ZBY2314	–	0.002/0.004
		FORWARD	10	ZBY2305	–	0.002/0.004
		OFF	10	ZBY2312	–	0.002/0.004
		OFF-ON	10	ZBY2367	ZBY2367C0	0.002/0.004
		ON	10	ZBY2311	–	0.002/0.004
		OPEN	10	ZBY2313	–	0.002/0.004
		POWER ON	10	ZBY2326	–	0.002/0.004
		RESET (red background)	10	ZBY2323	–	0.002/0.004
		RESET (black background)	10	ZBY2322	–	0.002/0.004
		REVERSE	10	ZBY2306	–	0.002/0.004
		RUN	10	ZBY2334	–	0.002/0.004
		START	10	ZBY2303	ZBY2303C0	0.002/0.004
		STOP-START	10	ZBY2366	–	0.002/0.004
			Red background	EMERGENCY STOP	10	ZBY2330 (2)
With legend (with German language marking)	Black or red background (1)	AUTO-HAND	10	ZBY2364	–	0.002/0.004
		AUTO-O-HAND	10	ZBY2385	–	0.002/0.004

(1) "Start" functions: white letters on black background. "Stop" functions: white letters on red background (unless otherwise specified above).

(2) For compliance with standard EN/ISO 13850, paragraph 4.4.6, the Emergency stop function logo  has been added.

(3) For white color plated bezel replace C0 with C1, and for other color plated bezels using the online customization tool, see page 5.

(4) To add customized markings on these references using the online customization tool, see page 5.

Control and signaling units

Harmony XB4 metal

Diameter 22 mm 30 x 40 mm legend plates

Standard 30 x 40 mm legend plates

Description	Marking (3)	Sold in lots of	Unit reference		Weight kg/lb
			For black bezel	For gray bezel (1) (2)	
Legend plate, plastic	-	10	ZBYP2101	ZBYP2101C0	0.001/0.002
	O-I	10	ZBYP2178	ZBYP2178C0	0.001/0.002
	STOP	10	ZBYP2304	ZBYP2304C0	0.001/0.002
	START	10	ZBYP2303	ZBYP2303C0	0.001/0.002
	MARCHE	10	ZBYP2103	ZBYP2103C0	0.001/0.002
	I-O-II	10	ZBYP2186	ZBYP2186C0	0.001/0.002
	OFF-ON	10	ZBYP2367	ZBYP2367C0	0.001/0.002
	ARRET-MARCHE	10	ZBYP2166	ZBYP2166C0	0.001/0.002
	ARRET	10	ZBYP2104	ZBYP2104C0	0.001/0.002
Legend plate, metal	-	10	ZBYM2101	-	0.004/0.009
	O-I	10	ZBYM2178	-	0.004/0.009
	STOP	10	ZBYM2304	-	0.004/0.009
	START	10	ZBYM2303	-	0.004/0.009
	MARCHE	10	ZBYM2103	-	0.004/0.009
	I-O-II	10	ZBYM2186	-	0.004/0.009
	OFF-ON	10	ZBYM2367	-	0.004/0.009
	ARRET-MARCHE	10	ZBYM2166	-	0.004/0.009
	ARRET	10	ZBYM2104	-	0.004/0.009

(1) For white color plated bezel replace C0 with C1, and for other color plated bezel through online customization tool, see [page 5](#).

(2) To add customized markings on these references through online customization tool, see [page 5](#).

(3) Black marking for metal references, white marking for standard references.

XB5_CP19019



ZBYP2101

XB5_CP19023



ZBYM2303

Control and signaling units

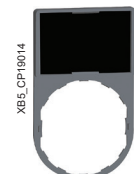
Harmony XB4 metal

Diameter 22 mm legend holders for 18 x 27 mm legends

18 x 27 mm legends for engraving



ZBZ33



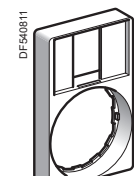
ZBY6101



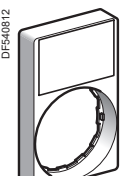
ZBYP6101



ZBYM6101



ZBZ35



ZBY6H10

Standard 30 x 50 mm legend holders for 18 x 27 mm legends

Description	Background color	Sold in lots of	Unit reference		Weight kg/lb
			For black bezel	For gray bezel (1)	
Without legend	–	10	ZBZ33	ZBZ33C0	0.001/0.002
With blank legend	Black or red	10	ZBY6101	ZBY6101C0	0.002/0.004
	White or yellow	10	ZBY6102	ZBY6102C0	0.002/0.004

30 x 50 mm legend holder (flush mounting with bezel) for 18 x 27 mm legends

Description	Background color	Sold in lots of	Unit reference		Weight kg/lb
			For black bezel	For gray bezel (1)	
Without legend	–	10	ZBZ35	–	0.003/0.007
With blank legend	Black or red	10	ZBY6H101	–	0.004/0.009
	White or yellow	10	ZBY6H102	–	0.004/0.009

30 x 50 mm legend plates

Description	Sold in lots of	Unit reference		Weight kg/lb
		For black bezel	For gray bezel (1)	
Legend plate, plastic	10	ZBYP6101	ZBYP6101C0	0.001/0.002
Legend plate, metal	10	ZBYM6101	–	0.006/0.013

18 x 27 mm legends for engraving for 30 x 50 mm legend holders

Description	Language	Marking	Sold in lots of	Unit reference	Weight kg/lb
Black or red background	–	Unmarked	10	ZBY5101	0.001/0.002
White or yellow background	–	Unmarked	10	ZBY5102	0.001/0.002

18 x 27 mm legends for engraving for 30 x 50 mm legend holders

Description	For use with	Sold in lots of	Unit reference	Weight kg/lb
Sheet of 40 18 x 27 mm/ 0.709 x 1.063 in. legends	30 x 50 mm/ 1.181 x 1.968 in. legend holder ZBZ33 and ZBZ35	10	ZBY5100	0.044/0.097

(1) To add customized markings on these references using the online customization tool, see page 5.

Control and signaling units

Harmony XB4 metal

Diameter 22 mm 8 x 27 mm legends

8 x 27 mm marked legends for 30 x 40 mm legend holders ZBZ32 and ZBZ34

Language	Background color	Marking	Sold in lots of	Unit reference	Weight kg/lb
Unmarked	Black or red	–	10	ZBY0101 (3)	0.001/0.002
	White or yellow	–	10	ZBY0102 (3)	0.001/0.002
International	Black or red (1)	O-I	10	ZBY02178	0.001/0.002
		STOP	10	ZBY02304	0.001/0.002
French	Black or red (1)	AUTO-O-MAIN	10	ZBY02185	0.001/0.002
		MARCHE	10	ZBY02103	0.001/0.002
		SOUS TENSION	10	ZBY02126	0.001/0.002



ZBY0101




ZBY02304

Sheets of peel-off legends (with backing board and protective transparent cover)

Description	For use with	Sold in lots of	Unit reference	Weight kg/lb
Sheet of 76 legends 8 x 27 mm/ 0.315 x 1.063 in.	Ø 30 x 40 mm/1.181 x 1.575 in. legend holder ZBZ32 and ZBZ34	10	ZBY4100	0.043/0.095

814309



ZBY4100


(1) "Start" functions: white letters on black background. "Stop" functions: white letters on red background.
 (2) To add customized markings on these references using the online customization tool, see [page 5](#).

Control and signaling units

Harmony XB4 metal

Diameter 22 mm legends for insertion, printing, or pre-printed

DF540813



ZBY1101

Legends for XB4B pushbuttons, illuminated pushbuttons, and pilot lights

Description	Language	Marking	Sold in lots of	Unit reference	Weight kg/lb
Sheets of 66 circular peel-off, transparent, self-adhesive legends	–	Unmarked	10	ZBY1101	0.017/0.037
	International	I	10	ZBY1147	0.017/0.037

Control and signaling units

Harmony XB4 metal

Diameter 22 mm accessories for pushbuttons

107351



ZB4SZ3

XB5_63_CP&CT16030



ZBSP2

Other accessories (continued)						
Description	For use with	Color	Sold in lots of	Unit reference	Weight kg/lb	
Metal circular blanking plug (1)	Ø 22 mm/0.866 in. control and signaling units	Chromium plated	10	ZB4SZ3	0.023/0.051	
		Black	10	ZB4SZ37	0.023/0.051	
Plastic blanking plug (with fixing nut)	Ø 22 mm/0.866 in. control and signaling units	Black	10	ZB5SZ3	0.009/0.020	
Liquid spray protective washer to be fitted under the head	Ø 22 mm/0.866 in. control and signaling units	Chromium plated	10	ZB4BZ007	0.010/0.022	
		Black	10	ZB4BZ0077	0.010/0.022	
Plastic protection cover IP65/IP67	Ø 22 mm/0.866 in. USB and RJ45 ports	Black	10	ZBSP1	0.002/0.004	
Rigid plastic protection cover IP65/IP67	Ø 22 mm/0.866 in. USB and RJ45 ports	Transparent	1	ZBSP2	0.006/0.013	
Metal protection cover IP65/IP67/IP69K	Ø 22 mm/0.866 in. USB and RJ45 ports	Silver	1	ZBSP3	0.010/0.022	
Adapter (Ø 30 to Ø 22 mm/1.181 to 0.866 in. reducer)	All pushbuttons	Chromium plated	1	ZB4BZ012	0.023/0.051	

(1) Body/fixing collar ZB4BZ009 required for mounting to be ordered separately (see page 104).




ZB4FBZ014



XB4_CP19538

ZB4FBZ100



PF151500C

ZB4BZ021

Other accessories (continued)

Description	For use with	Color	Sold in lots of	Unit reference	Weight kg/lb
Flush mounted metal circular blanking plug	Ø 30 mm/1.181 in. flush mounted control and signaling units	Chromium plated	10	ZB4FSZ3	0.070/0.154
Metal ring for flush mounted Ø 30 mm/1.181 in. NEMA hole	Ø 30 mm/1.181 in. flush mounted control and signaling units	Chromium plated	10	ZB4FBZ014	0.012/0.027
Liquid spray protective washer to be fitted under the head	Ø 30 mm/1.181 in. flush mounted control and signaling units	Chromium plated	10	ZB4FBZ007	0.003/0.006
Earth plate	Ø 30 mm/1.181 in. flush mounted control and signaling units	Chromium plated	10	ZB4FBZ100	0.007/0.0160
Spacer for metal flush offer	Ø 30 mm/1.181 in. flush mounted control and signaling units	Chromium plated	10	ZB4FBZ010	0.003/0.006
Ø 30 mm/1.181 in. flush mounting kit for pushbuttons and pilot lights	ZB4B● pushbutton with head mounted flush with bezel	Chromium plated	1	ZB4BZ021	0.019/0.042
Ø 30 mm/1.181 in. flush mounting kit for selector switches and illuminated pushbuttons	ZB4B● pushbutton with head mounted flush with bezel	Chromium plated	1	ZB4BZ022	0.021/0.046
Ø 30 mm/1.181 in. flush mounting kit for pushbuttons and pilot lights	ZB4B● pushbutton with head mounted flush with bezel	Metal black	1	ZB4BZ0217	0.019/0.042
Ø 30 mm/1.181 in. flush mounting kit for selector switches and illuminated pushbuttons	ZB4B● pushbutton with head mounted flush with bezel	Metal black	1	ZB4BZ0227	0.021/0.046
Adapter (Ø 30 to Ø 22 mm/1.181 to 0.866 in. reducer)	All pushbuttons	Chromium plated	1	ZB4BZ012	0.023/0.051







(1) Body/fixing collar **ZB4BZ009** required for mounting to be ordered separately (see [page 104](#)).

Harmony XB4 metal Flush mounted, Ø 30 mm

Control and signaling units

Harmony XB4 metal

Diameter 30 mm flush mounted spring return pushbuttons, unmarked

Flush mounted pushbuttons with flush push ⁽¹⁾ ⁽²⁾							
Screw clamp terminal connections (Schneider Electric anti-loosening system)							
Shape of head	Type of push	Type of contact		Marking on bezel Text (color)	Color of push	Reference	Weight kg/lb
							
Complete units							
	Flush	1	–		White	XB4FA11 (ZB4BZ101 + ZB4FA1)	0.080/0.176
					Black	XB4FA21 (ZB4BZ101 + ZB4FA2)	0.080/0.176
					Green	XB4FA31 (ZB4BZ101 + ZB4FA3)	0.080/0.176
					Yellow	XB4FA51 (ZB4BZ101 + ZB4FA5)	0.080/0.176
					Blue	XB4FA61 (ZB4BZ101 + ZB4FA6)	0.080/0.176
		–	1		Red	XB4FA42 (ZB4BZ102 + ZB4FA4)	0.080/0.176
Heads only							
	Without cap ⁽³⁾				–	ZB4FA0	0.028/0.062
	Flush, with set of 6 colored caps				6 colors ⁽⁴⁾	ZB4FA9	0.038/0.084
	Flush				White	ZB4FA1	0.029/0.064
					Black	ZB4FA2	0.029/0.064
					Green	ZB4FA3	0.029/0.064
					Red	ZB4FA4	0.029/0.064
					Yellow	ZB4FA5	0.029/0.064
					Blue	ZB4FA6	0.029/0.064
					Gray	ZB4FA8	0.029/0.064
	Flush with transparent cap for insertion of legend ⁽⁵⁾				White	ZB4FA18	0.028/0.062
					Green	ZB4FA38	0.028/0.062
					Red	ZB4FA48	0.028/0.062
					Yellow	ZB4FA58	0.028/0.062
					Blue	ZB4FA68	0.028/0.062
Heads only with marked bezel							
	Flush			"START" (Black)	Green	ZB4FA3M33	0.029/0.064
Pushbuttons with recessed push ⁽¹⁾							
High guard							
Shape of head	Type of push			Color	Reference	Weight kg/lb	
Heads only							
	Recessed (high guard)			White	ZB4FA16 ⁽²⁾	0.034/0.075	
				Black	ZB4FA26 ⁽²⁾	0.034/0.075	
				Green	ZB4FA36 ⁽²⁾	0.034/0.075	
				Red	ZB4FA46 ⁽²⁾	0.034/0.075	
				Yellow	ZB4FA56	0.034/0.075	
				Blue	ZB4FA66	0.034/0.075	

(1) For recommended maximum number of contacts constituting the body (fixing collar and contact) associated with the head, see [pages 28 and 29](#).

(2) To add customized markings on these references using the online customization tool, see [page 5](#).

(3) Colored cap to be ordered separately; see [page 96](#).


(4) Head supplied with 6 different colored caps (white, black, green, red, yellow, and blue) not fitted.

(5) For legend ordering information, see [page 98](#).

Control and signaling units

Harmony XB4 metal

Diameter 30 mm flush mounted spring return pushbuttons, unmarked



XB4FL42



ZB4FL1



ZB4FL4M34

Flush mounted pushbuttons with projecting push (1) (2)							
Screw clamp terminal connections (Schneider Electric anti-loosening system)							
Shape of head	Type of push	Type of contact		Marking on bezel Text (color)	Color of push	Reference	Weight kg/lb
		NO	NC				

Complete units							
	Projecting	–	1	–	Red	XB4FL42 (ZB4BZ102 + ZB4FL4)	0.081/0.179

Heads only							
	Projecting				White	ZB4FL1	0.030/0.066
					Black	ZB4FL2	0.030/0.066
					Green	ZB4FL3	0.030/0.066
					Red	ZB4FL4	0.030/0.066
					Yellow	ZB4FL5	0.030/0.066
					Blue	ZB4FL6	0.030/0.066


Heads only with marked bezel							
	Projecting			"STOP" (Black)	Red	ZB4FL4M34	0.030/0.066

(1) For recommended maximum number of contacts constituting the body (fixing collar and contact) associated with the head, see [pages 28 and 29](#).
 (2) To add customized markings on these references using the online customization tool, see [page 5](#).


Control and signaling units

Harmony XB4 metal


Diameter 30 mm flush mounted spring return pushbuttons, with marking



XB4FA4322



ZB4FA331



XB4FA334



XB4FL432

Flush mounted pushbuttons with flush or projecting push ⁽¹⁾								
Screw clamp terminal connections (Schneider Electric anti-loosening system)								
Shape of head	Type of push	Type of contact		Marking Text (color)	Color of push	Reference	Weight kg/lb	
		N/O	N/C					
Complete units ⁽²⁾								
	Flush	1	–	"I" (White)	Green	XB4FA3311 (ZB4BZ101 + ZB4FA331)	0.080/0.176	
	Flush	–	1	"O" (White)	Red	XB4FA4322 (ZB4BZ102 + ZB4FA432)	0.080/0.176	
	Projecting	1	1	"O" (White)	Red	XB4FL4325 (ZB4BZ105 + ZB4FL432)	0.080/0.176	
	Flush (3)	1	–	↑ (Black)	White	XB4FA3341 (ZB4BZ101 + ZB4FA334)	0.080/0.176	
	Flush (3)	1	–	↓ (White)	Black	XB4FA3351 (ZB4BZ101 + ZB4FA335)	0.080/0.176	
Heads only								
	Flush			"I" (White)	Green	ZB4FA331 (2)	0.029/0.064	
				"I" (Black)	White	ZB4FA131 (2)	0.029/0.064	
				"II" (White)	Green	ZB4FA336	0.029/0.064	
				"II" (Black)	White	ZB4FA136	0.029/0.064	
				"START" (White)	Green	ZB4FA333 (2)	0.029/0.064	
				"START" (Black)	White	ZB4FA133	0.029/0.064	
				"ON" (White)	Green	ZB4FA341	0.029/0.064	
				"ON" (Black)	White	ZB4FA141	0.029/0.064	
				"MARCHE" (White)	Green	ZB4FA342	0.029/0.064	
				"MARCHE" (Black)	White	ZB4FA142	0.029/0.064	
					(White)	Black	ZB4FA245	0.029/0.064
					(Black)	White	ZB4FA145	0.029/0.064
				"O" (White)	Red	ZB4FA432 (2)	0.029/0.064	
					Black	ZB4FA232 (2)	0.029/0.064	
				"ARRET" (White)	Red	ZB4FA433	0.029/0.064	
					Black	ZB4FA233	0.029/0.064	
				"STOP" (White)	Red	ZB4FA434 (2)	0.029/0.064	
					Black	ZB4FA234	0.029/0.064	
				"OFF" (White)	Red	ZB4FA435	0.029/0.064	
					Black	ZB4FA235	0.029/0.064	
				↑ (Black) (3)	White	ZB4FA334 (2)	0.029/0.064	
				↓ (White) (3)	Black	ZB4FA335 (2)	0.029/0.064	
		Projecting			"O" (White)	Red	ZB4FL432 (2)	0.030/0.066
				Black	ZB4FL232 (2)	0.030/0.066		
			"ARRET" (White)	Red	ZB4FL433	0.030/0.066		
				Black	ZB4FL233	0.030/0.066		
			"STOP" (White)	Red	ZB4FL434 (2)	0.030/0.066		
				Black	ZB4FL234	0.030/0.066		
			"OFF" (White)	Red	ZB4FL435	0.030/0.066		
				Black	ZB4FL235	0.030/0.066		

(1) For recommended maximum number of contacts constituting the body (fixing collar and contact) associated with the head, see pages 28 and 29.


(2) To add customized markings on these references using the online customization tool, see page 5.

(3) Product supplied with cap not attached, allowing orientation through 360° in 90° steps.

Control and signaling units

Harmony XB4 metal

Diameter 30 mm flush mounted illuminated pushbuttons, spring return, with Universal LED



XB4FW33B5



XB4FW34G5



Flush mounted illuminated pushbuttons with flush push ⁽¹⁾ ⁽²⁾							
Screw clamp terminal connections (Schneider Electric anti-loosening system)							
Shape of head	Description	Type of contact		Supply voltage V	Color of push	Reference	Weight kg/lb
		NO	NC				

Complete units - With plain lens

Shape of head	Description	Type of contact	Type of contact	Supply voltage V	Color of push	Reference	Weight kg/lb
	Universal LED	1	1	24 ~ 50/60 Hz	White	XB4FW31B5 (ZB4BW0B15 + ZB4FW313)	0.097/0.214
					Green	XB4FW33B5 (ZB4BW0B15 + ZB4FW333)	0.097/0.214
					Red	XB4FW34B5 (ZB4BW0B15 + ZB4FW343)	0.097/0.214
					Orange	XB4FW35B5 (ZB4BW0B15 + ZB4FW353)	0.097/0.214
					Blue	XB4FW36B5 (ZB4BW0B15 + ZB4FW363)	0.097/0.214
					110...120 ~ 50/60 Hz	White	XB4FW31G5 (ZB4BW0G15 + ZB4FW313)
		Green	XB4FW33G5 (ZB4BW0G15 + ZB4FW333)	0.097/0.214			
		Red	XB4FW34G5 (ZB4BW0G15 + ZB4FW343)	0.097/0.214			
		Orange	XB4FW35G5 (ZB4BW0G15 + ZB4FW353)	0.097/0.214			
		Blue	XB4FW36G5 (ZB4BW0G15 + ZB4FW363)	0.097/0.214			
		230...240 ~ 50/60 Hz	White	XB4FW31M5 (ZB4BW0M15 + ZB4FW313)	0.097/0.214		
		Green	XB4FW33M5 (ZB4BW0M15 + ZB4FW333)	0.097/0.214			
		Red	XB4FW34M5 (ZB4BW0M15 + ZB4FW343)	0.097/0.214			
		Orange	XB4FW35M5 (ZB4BW0M15 + ZB4FW353)	0.097/0.214			
		Blue	XB4FW36M5 (ZB4BW0M15 + ZB4FW363)	0.097/0.214			

(1) For recommended maximum number of contacts constituting the body (fixing collar and contact) associated with the head, see [pages 28 and 29](#).

(2) To add customized markings on these references using the online customization tool, see [page 5](#).


Control and signaling units

Harmony XB4 metal

Diameter 30 mm flush mounted illuminated pushbuttons, spring return, with Universal LED



ZB4FW333



ZB4FW983

Flush mounted illuminated pushbuttons with flush push (1)				
Shape of head	Type of push	Color	Reference	Weight kg/lb
Heads only (2) - With plain lens				
	Flush (3)	White	ZB4FW313	0.026/0.057
		Green	ZB4FW333	0.026/0.057
		Red	ZB4FW343	0.026/0.057
		Orange	ZB4FW353	0.026/0.057
		Blue	ZB4FW363	0.026/0.057
		Yellow	ZB4FW383	0.026/0.057
	Flush with illuminated ring	White	ZB4FW913	0.026/0.057
		Green	ZB4FW933	0.026/0.057
		Red	ZB4FW943	0.026/0.057
		Orange	ZB4FW953	0.026/0.057
		Blue	ZB4FW963	0.026/0.057
		Yellow	ZB4FW983	0.026/0.057
	Flush for insertion of legend (4) (3) (IP69K)	White	ZB4FA18	0.028/0.062
		Green	ZB4FA38	0.028/0.062
		Red	ZB4FA48	0.028/0.062
		Orange	ZB4FA58	0.028/0.062
		Blue	ZB4FA68	0.028/0.062
		Yellow	ZB4FA88	0.028/0.062

(1) For recommended maximum number of contacts constituting the body (fixing collar and contact) associated with the head, see [pages 28 and 29](#).

(2) For use with bodies comprising a light source with Universal LED only.

(3) To add customized markings on these references using the online customization tool, see [page 5](#).

(4) For legend ordering information, see [page 98](#).

Control and signaling units

Harmony XB4 metal


Diameter 30 mm flush mounted illuminated pushbuttons, spring return, with Universal LED

XB4_632_CPMF-S182033



ZB4FW113



Flush mounted illuminated pushbuttons with projecting push ^{(1) (2)}				
Shape of head	Type of push	Color	Reference	Weight kg/lb
Heads only (3) - With plain lens				
	Projecting	White	ZB4FW113	0.029/0.064
		Green	ZB4FW133	0.029/0.064
		Red	ZB4FW143	0.029/0.064
		Orange	ZB4FW153	0.029/0.064
		Blue	ZB4FW163	0.029/0.064
		Yellow	ZB4FW183	0.029/0.064

(1) For recommended maximum number of contacts constituting the body (fixing collar and contact) associated with the head, see [pages 28 and 29](#).

(2) To add customized markings on these references using the online customization tool, see [page 5](#).

(3) For use with bodies comprising a light source with Universal LED only.

Control and signaling units



Harmony XB4 metal

Diameter 30 mm flush mounted pushbuttons, push-push

XB4_632_CPMIFS18254




ZB4FH02

Flush mounted pushbuttons with flush push ⁽¹⁾				
Shape of head	Type of push	Color of push	Reference	Weight kg/lb
Heads only				
	Without cap ⁽²⁾	–	ZB4FH0	0.028/0.062
	Flush ⁽³⁾	White	ZB4FH01	0.029/0.064
		Black	ZB4FH02	0.029/0.064
		Green	ZB4FH03	0.029/0.064
		Red	ZB4FH04	0.029/0.064
		Yellow	ZB4FH05	0.029/0.064
		Blue	ZB4FH06	0.029/0.064

XB4_632_CPMIFS18256



ZB4FH6

Flush mounted pushbuttons with projecting push ^{(1) (3)}				
Shape of head	Type of push	Color of push	Reference	Weight kg/lb
Heads only				
	Projecting	White	ZB4FH1	0.029/0.064
		Black	ZB4FH2	0.029/0.064
		Green	ZB4FH3	0.029/0.064
		Red	ZB4FH4	0.029/0.064
		Yellow	ZB4FH5	0.029/0.064
		Blue	ZB4FH6	0.029/0.064

(1) For recommended maximum number of contacts constituting the body (fixing collar and contact) associated with the head, see [pages 28 and 29](#).

(2) Caps to be ordered separately (see [page 96](#)).

(3) To add customized markings on these references using the online customization tool, see [page 5](#).


Control and signaling units

Harmony XB4 metal


Diameter 30 mm flush mounted illuminated pushbuttons, push-push, with Universal LED



ZB4FH033



ZB4FH083



ZB4FH63

Flush mounted illuminated pushbuttons with flush push (1) (2)

Shape of head	Type of push	Color of lens	Reference	Weight kg/lb
Heads only (3)				
	Flush	White	ZB4FH013	0.026/0.057
		Green	ZB4FH033	0.026/0.057
		Red	ZB4FH043	0.026/0.057
		Orange	ZB4FH053	0.026/0.057
		Blue	ZB4FH063	0.026/0.057
		Yellow	ZB4FH083	0.026/0.057

UN
Universal
for all color heads

Flush mounted illuminated pushbuttons with projecting push (1) (2)

Shape of head	Type of push	Color of lens	Reference	Weight kg/lb
Heads only (3)				
	Projecting	White	ZB4FH13	0.026/0.057
		Green	ZB4FH33	0.026/0.057
		Red	ZB4FH43	0.026/0.057
		Orange	ZB4FH53	0.026/0.057
		Blue	ZB4FH63	0.026/0.057
		Yellow	ZB4FH83	0.026/0.057

UN
Universal
for all color heads

(1) For recommended maximum number of contacts constituting the body (fixing collar and contact) associated with the head, see [pages 28 and 29](#).

(2) To add customized markings on these references using the online customization tool, see [page 5](#).

(3) For use with bodies comprising a light source with Universal LED only.

Control and signaling units

Harmony XB4 metal

Diameter 30 mm flush mounted selector switches with standard handle



XB4FD33



ZB4FD4



ZB4FD2M178

Flush mounted selector switches with standard handle ⁽¹⁾								
Screw clamp terminal connections (Schneider Electric anti-loosening system)								
Shape of head	Type of operator	Type of contact		Marking on bezel Text (color)	Positions		Reference	Weight kg/lb
		NO	NC		Number	Type		

Complete units ⁽²⁾									
	Standard handle, black	1	–	–	2-position 90°	Stay put		XB4FD21 (ZB4BZ101 + ZB4FD2)	0.095/0.209
		1	–	–		Spring return from right to left		XB4FD41 (ZB4BZ101 + ZB4FD4)	0.100/0.220
		1	1	–		Stay put		XB4FD25 (ZB4BZ105 + ZB4FD2)	0.095/0.209
		2	–	–	3-position ± 45°	Stay put		XB4FD33 (ZB4BZ103 + ZB4FD3)	0.095/0.209
						Spring return to center		XB4FD53 (ZB4BZ103 + ZB4FD5)	0.095/0.209

Heads only ⁽²⁾									
	Standard handle, black	–	–	–	2-position 90°	Stay put		ZB4FD2	0.040/0.088
						Spring return from right to left		ZB4FD4	0.045/0.099
					3-position ± 45°	Stay put		ZB4FD3	0.040/0.088
						Spring return to center		ZB4FD5	0.040/0.088
						Spring return from left to center		ZB4FD7	0.040/0.088
						Spring return from right to center		ZB4FD8	0.040/0.088

Heads only with marked bezel									
	Standard handle, black			"O" and "I"	2-position 90°	Stay put		ZB4FD2M178	0.040/0.088

Heads only with other colored handles									
	Standard handle, white							Add suffix 01 to the reference, example: ZB4FD201	
	Standard handle, green							Add suffix 03 to the reference, example: ZB4FD203	
	Standard handle, red							Add suffix 04 to the reference, example: ZB4FD204	
	Standard handle, yellow							Add suffix 05 to the reference, example: ZB4FD205	
	Standard handle, blue							Add suffix 06 to the reference, example: ZB4FD206	












(1) For recommended maximum number of contacts and sequence of contacts constituting the body (fixing collar + contact) associated with the head, see pages 28 and 29.

(2) To add customized markings on these references using the online customization tool, see page 5.

Control and signaling units

Harmony XB4 metal

Diameter 30 mm flush mounted selector switches with long handle

Flush mounted selector switches with long handle (1)							
Screw clamp terminal connections (Schneider Electric anti-loosening system)							
Shape of head	Type of operator	Type of contact		Positions		Reference	Weight kg/lb
		NO	NC	Number	Type		
Complete units (2)							
	Long handle, black	1	-	2-position 90°	Stay put	 XB4FJ21 (ZB4BZ101 + ZB4FJ2)	0.096/0.212
				3-position ± 45°	Stay put	 XB4FJ33 (ZB4BZ103 + ZB4FJ3)	0.096/0.212
					Spring return to center	 XB4FJ53 (ZB4BZ103 + ZB4FJ5)	0.096/0.212
Heads only							
	Long handle, black	-	-	2-position 90°	Stay put	 ZB4FJ2	0.040/0.088
					Spring return from right to left	 ZB4FJ4	0.045/0.099
				3-position ± 45°	Stay put	 ZB4FJ3	0.040/0.088
					Spring return to center	 ZB4FJ5	0.040/0.088
					Spring return from left to center	 ZB4FJ7	0.040/0.088
					Spring return from right to center	 ZB4FJ8	0.040/0.088

(1) For recommended maximum number of contacts and sequence of contacts constituting the body (fixing collar + contact) associated with the head, see [pages 28 and 29](#).

























(2) To add customized markings on these references using the online customization tool, see [page 5](#).




Control and signaling units

Harmony XB4 metal

Diameter 30 mm flush mounted key switches with key 455

Flush mounted key switches ^{(1) (2)}							
Screw clamp terminal connections (Schneider Electric anti-loosening system)							
Shape of head	Type of operator	Type of contact		Positions		Reference	
		NO	NC	Number	Type		
Complete units ⁽⁴⁾							
	Key switch with key 455	1	-	2-position 90°	Stay put	 XB4FG21 (ZB4BZ101 + ZB4FG2)	0.153/0.337
						 XB4FG41 (ZB4BZ101 + ZB4FG4)	0.153/0.337
		2	-	3-position ± 45°	Spring return to left	 XB4FG61 (ZB4BZ101 + ZB4FG6)	0.153/0.337
					Stay put	 XB4FG03 (ZB4BZ103 + ZB4FG0)	0.153/0.337
				 XB4FG33 (ZB4BZ103 + ZB4FG3)	0.153/0.337		
Heads only							
	Key switch with key 455 ⁽³⁾			2-position 90°	Stay put	 ZB4FG2 ⁽⁴⁾	0.098/0.216
						 ZB4FG02 ⁽⁴⁾	0.098/0.216
						 ZB4FG4 ⁽⁴⁾	0.098/0.216
					Spring return from right to left	 ZB4FG6 ⁽⁴⁾	0.098/0.216
					Stay put	 ZB4FG0 ⁽⁴⁾	0.098/0.216
						 ZB4FG03	0.098/0.216
						 ZB4FG04	0.098/0.216
						 ZB4FG3 ⁽⁴⁾	0.098/0.216
						 ZB4FG5	0.098/0.216
						 ZB4FG9 ⁽⁴⁾	0.098/0.216
						 ZB4FG09	0.098/0.216
					Spring return from left to center	 ZB4FG1	0.098/0.216
						 ZB4FG01	0.098/0.216
					Spring return to center	 ZB4FG7 ⁽⁴⁾	0.098/0.216
Spring return from right to center	 ZB4FG8 ⁽⁴⁾	0.098/0.216					
	 ZB4FG05 ⁽⁴⁾	0.098/0.216					
	 ZB4FG08 ⁽⁴⁾	0.098/0.216					

(1) For recommended maximum number of contacts and sequence of contacts constituting the body (fixing collar + contact) associated with the head, see [pages 28 and 29](#).

(2) The symbol  indicates key withdrawal position(s).

(3) For specific keys, please contact our Customer Care Center.

(4) To add customized markings on these references using the online customization tool, see [page 5](#).

Control and signaling units

Harmony XB4 metal

Diameter 30 mm key switches

Flush mounted selector switches with knurled knob



ZB4FD29

Selector switches with knurled knob ⁽¹⁾

Shape of head	Type of operator	Positions			Reference ⁽²⁾	Weight kg/lb
		Number	Type			
Heads only						
	Black knurled knob	2-position 90°	Stay put		ZB4FD29	0.043/0.095
		3-position ± 45°	Stay put		ZB4FD39	0.040/0.088
			Spring return to center		ZB4FD59	0.040/0.088
			Spring return from left to center		ZB4FD79	0.040/0.088
			Spring return from right to center		ZB4FD89	0.040/0.088

(1) For recommended maximum number of contacts and sequence of contacts constituting the body (fixing collar + contact) associated with the head, see [pages 28 and 29](#).

(2) To add customized markings on these references using the online customization tool, see [page 5](#).



Control and signaling units

Harmony XB4 metal

Diameter 30 mm flush mounted illuminated selector switches with standard handle, with Universal LED

Flush mounted illuminated selector switches with standard handle, with Universal LED ⁽¹⁾

Screw clamp terminal connections (Schneider Electric anti-loosening system)

Shape of head	Type of operator	Type of contact		Positions Number Type	Supply voltage V	Color of handle	Reference	Weight kg/lb					
		NO	NC										
Complete units													
 XB4FK123B5	Standard handle	1	1	2-position Stay put 90°	24 ~ (50/60 Hz)	Green	XB4FK123B5 (2) (ZB4BW0B15 + ZB4FK1233)	0.101/0.223					
						Red	XB4FK124B5 (2) (ZB4BW0B15 + ZB4FK1243)	0.101/0.223					
						Orange	XB4FK125B5 (2) (ZB4BW0B15 + ZB4FK1253)	0.101/0.223					
						110...120 ~ (50/60 Hz)	Green	XB4FK123G5 (2) (ZB4BW0G15 + ZB4FK1233)	0.101/0.223				
						Red	XB4FK124G5 (ZB4BW0G15 + ZB4FK1243)	0.101/0.223					
						Orange	XB4FK125G5 (2) (ZB4BW0G15 + ZB4FK1253)	0.101/0.223					
						230...240 ~ (50/60 Hz)	Green	XB4FK123M5 (2) (ZB4BW0M15 + ZB4FK1233)	0.101/0.223				
						Red	XB4FK124M5 (2) (ZB4BW0M15 + ZB4FK1243)	0.101/0.223					
						Orange	XB4FK125M5 (2) (ZB4BW0M15 + ZB4FK1253)	0.101/0.223					
						 XB4FK134B5	1	1	3-position Stay put ± 45°	24 ~ (50/60 Hz)	Green	XB4FK133B5 (2) (ZB4BW0B15 + ZB4FK1333)	0.101/0.223
											Red	XB4FK134B5 (ZB4BW0B15 + ZB4FK1343)	0.101/0.223
											Orange	XB4FK135B5 (ZB4BW0B15 + ZB4FK1353)	0.101/0.223
110...120 ~ (50/60 Hz)	Green	XB4FK133G5 (ZB4BW0G15 + ZB4FK1333)	0.101/0.223										
Red	XB4FK134G5 (ZB4BW0G15 + ZB4FK1343)	0.101/0.223											
Orange	XB4FK135G5 (ZB4BW0G15 + ZB4FK1353)	0.101/0.223											
230...240 ~ (50/60 Hz)	Green	XB4FK133M5 (2) (ZB4BW0M15 + ZB4FK1333)	0.101/0.223										
Red	XB4FK134M5 (ZB4BW0M15 + ZB4FK1343)	0.101/0.223											
Orange	XB4FK135M5 (ZB4BW0M15 + ZB4FK1353)	0.101/0.223											

(1) For recommended maximum number of contacts constituting the body (fixing collar and contact) associated with the head, see pages 28 and 29.

(2) To add customized markings on these references using the online customization tool, see page 5.

Control and signaling units

Harmony XB4 metal

Diameter 30 mm flush mounted illuminated selector switches with standard handle, with heads only



ZB4FK1343

XB4_632_CPM/RS18/259



Flush mounted illuminated selector switches with standard handle, with Universal LED (continued) (1)								
Shape of head	Type of operator	Positions		Color of handle	Reference	Weight kg/lb		
		Number	Type					
Heads only (2)								
	Standard handle	2-position	Stay put 90°		White	ZB4FK1213 (3)	0.036/0.079	
					Green	ZB4FK1233 (3)	0.036/0.079	
					Red	ZB4FK1243 (3)	0.036/0.079	
					Orange	ZB4FK1253 (3)	0.036/0.079	
					Blue	ZB4FK1263 (3)	0.036/0.079	
					Yellow	ZB4FK1283 (3)	0.036/0.079	
			Spring return from right to left		White	ZB4FK1413 (3)	0.037/0.082	
					Green	ZB4FK1433 (3)	0.037/0.082	
					Red	ZB4FK1443 (3)	0.037/0.082	
					Orange	ZB4FK1453 (3)	0.037/0.082	
					Blue	ZB4FK1463 (3)	0.037/0.082	
					Yellow	ZB4FK1483 (3)	0.037/0.082	
			3-position ± 45°	Stay put		White	ZB4FK1313 (3)	0.036/0.079
						Green	ZB4FK1333 (3)	0.036/0.079
						Red	ZB4FK1343 (3)	0.036/0.079
						Orange	ZB4FK1353 (3)	0.036/0.079
						Blue	ZB4FK1363 (3)	0.036/0.079
						Yellow	ZB4FK1383 (3)	0.036/0.079
Spring return to center		White	ZB4FK1513 (3)	0.036/0.079				
		Green	ZB4FK1533 (3)	0.036/0.079				
		Red	ZB4FK1543 (3)	0.036/0.079				
		Orange	ZB4FK1553 (3)	0.036/0.079				
		Blue	ZB4FK1563 (3)	0.036/0.079				
		Yellow	ZB4FK1583 (3)	0.036/0.079				
Spring return from right to center		White	ZB4FK1813 (3)	0.036/0.079				
		Green	ZB4FK1833 (3)	0.036/0.079				
		Red	ZB4FK1843 (3)	0.036/0.079				
		Orange	ZB4FK1853 (3)	0.036/0.079				
		Blue	ZB4FK1863 (3)	0.036/0.079				
		Yellow	ZB4FK1883 (3)	0.036/0.079				
Spring return from left to center		White	ZB4FK1713 (3)	0.036/0.079				
		Green	ZB4FK1733 (3)	0.036/0.079				
		Red	ZB4FK1743 (3)	0.036/0.079				
		Orange	ZB4FK1753 (3)	0.036/0.079				
		Blue	ZB4FK1763 (3)	0.036/0.079				
		Yellow	ZB4FK1783 (3)	0.036/0.079				

(1) For recommended maximum number of contacts constituting the body (fixing collar and contact) associated with the head, see pages 28 and 29.
 (2) For use with bodies comprising a light source with Universal LED only.
 (3) To add customized markings on these references using the online customization tool, see page 5.

Control and signaling units

Harmony XB4 metal

Diameter 30 mm flush mounted pilot lights with
Universal LED

XB4_632_CPMFS18240




XB4FVB5





Flush mounted pilot lights with Universal LED (1)

Screw clamp terminal connections (Schneider Electric anti-loosening system)

Shape of head	Supply voltage V	Color	Reference	Weight kg/lb
Complete units				
■ With plain lens				
	24 ~ (50/60 Hz)	White	XB4FVB1 (ZB4BVB1 + ZB4FV013)	0.080/0.176
		Green	XB4FVB3 (ZB4BVB1 + ZB4FV033)	0.080/0.176
		Red	XB4FVB4 (ZB4BVB1 + ZB4FV043)	0.080/0.176
		Orange	XB4FVB5 (ZB4BVB1 + ZB4FV053)	0.080/0.176
		Blue	XB4FVB6 (ZB4BVB1 + ZB4FV063)	0.080/0.176
		110...120 ~ (50/60 Hz)	White	XB4FVG1 (ZB4BVG1 + ZB4FV013)
	Green	XB4FVG3 (ZB4BVG1 + ZB4FV033)	0.080/0.176	
	Red	XB4FVG4 (ZB4BVG1 + ZB4FV043)	0.080/0.176	
	Orange	XB4FVG5 (ZB4BVG1 + ZB4FV053)	0.080/0.176	
	Blue	XB4FVG6 (ZB4BVG1 + ZB4FV063)	0.080/0.176	
	230...240 ~ (50/60 Hz)	White	XB4FVM1 (ZB4BVM1 + ZB4FV013)	0.080/0.176
	Green	XB4FVM3 (ZB4BVM1 + ZB4FV033)	0.080/0.176	
	Red	XB4FVM4 (ZB4BVM1 + ZB4FV043)	0.080/0.176	
	Orange	XB4FVM5 (ZB4BVM1 + ZB4FV053)	0.080/0.176	
	Blue	XB4FVM6 (ZB4BVM1 + ZB4FV063)	0.080/0.176	

Heads only (2)

Shape of head	For use with body comprising light source type	Color of lens	Reference	Weight kg/lb
■ With plain lens				
	Universal LED only	White	ZB4FV013	0.026/0.057
		Green	ZB4FV033	0.026/0.057
		Red	ZB4FV043	0.026/0.057
		Orange	ZB4FV053	0.026/0.057
		Blue	ZB4FV063	0.026/0.057
		Yellow	ZB4FV083	0.026/0.057
				

(1) To add customized markings on these references using the online customization tool, see [page 5](#).

Control and signaling units


Harmony XB4 metal

Diameter 30 mm accessories for flush mounted heads

Pushbutton caps with markings

Pushbutton caps with markings for flush mounted heads						
For use with	Type of push	Marking		Color of cap	Unit reference	Weight kg/lb
		Text	Color			
Plastic pushbuttons						
ZB4FA0 and ZB5FA0 circular pushbutton heads supplied without cap (sold in lots of 10)	Flush	I (1)	White	Green	ZBAF331	0.001/0.002
			Black	White	ZBAF131	0.001/0.002
		II	White	Green	ZBAF336	0.001/0.002
			Black	White	ZBAF136	0.001/0.002
		III	White	Green	ZBAF337	0.001/0.002
			Black	White	ZBAF137	0.001/0.002
		IV	White	Green	ZBAF338	0.001/0.002
			Black	White	ZBAF138	0.001/0.002
		START (1)	White	Green	ZBAF333	0.001/0.002
			Black	White	ZBAF133	0.001/0.002
		ON	White	Green	ZBAF341	0.001/0.002
			Black	White	ZBAF141	0.001/0.002
		MARCHE	White	Green	ZBAF342	0.001/0.002
			Black	White	ZBAF142	0.001/0.002
		UP (1)	Black	White	ZBAF343	0.001/0.002
			White	Black	ZBAF344	0.001/0.002
		DOWN (1)	White	Black	ZBAF344	0.001/0.002
			Black	White	ZBAF145	0.001/0.002
		Ⓣ (1)	White	Black	ZBAF245	0.001/0.002
			Black	White	ZBAF145	0.001/0.002
		↑ (2)	White	Black	ZBAF335	0.001/0.002
			Black	White	ZBAF334	0.001/0.002
		O (1)	White	Red	ZBAF432	0.001/0.002
			Black		ZBAF232	0.001/0.002
		ARRET	White	Red	ZBAF433	0.001/0.002
			Black		ZBAF233	0.001/0.002
		STOP (1)	White	Red	ZBAF434	0.001/0.002
			Black		ZBAF234	0.001/0.002
		OFF	White	Red	ZBAF435	0.001/0.002
			Black		ZBAF235	0.001/0.002
		R (1)	White	Blue	ZBAF639	0.001/0.002
			White	Black	ZBAF2934	0.001/0.002
		+	White	Black	ZBAF2934	0.001/0.002
			White	Black	ZBAF2935	0.001/0.002
		-	White	Black	ZBAF2935	0.001/0.002
			White	Black	ZBAF2935	0.001/0.002

(1) Double injection-molded marking.
 (2) Can be clipped in at 90° steps, through 360°



Control and signaling units

Harmony XB4 metal

Diameter 30 mm legend holders for flush mounted heads



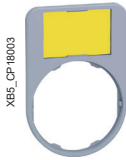
ZBZF32



ZBYF2101



ZBZF33



ZBYF6101



ZBYFP2101



ZBYFP2303

Standard 40 x 50 mm legend holders for 8 x 27 mm legends - for flush mounted heads

Description	Color	Marking	Sold in lots of	Unit reference		Weight kg/lb
				For black bezel	For gray bezel (2)	
Without legend	–	–	10	ZBZF32	–	0.001/0.002
With blank legend (for engraving)	Black or red	–	10	ZBYF2101	ZBYF2101C0	0.002/0.004
	White or yellow	–	10	ZBYF4101	ZBYF4101C0	0.002/0.004
With 8 x 27 mm/ 0.315 x 1.063 in. legend (with international marking)	Black or red (1)	O-I	10	ZBYF2178	ZBYF2178C0	0.003/0.007
		STOP	10	ZBYF2304	ZBYF2304C0	0.003/0.007
		START	10	ZBYF2303	ZBYF2303C0	0.003/0.007
		MARCHE	10	ZBYF2103	ZBYF2103C0	0.003/0.007
		I-O-II	10	ZBYF2186	ZBYF2186C0	0.003/0.007
		OFF-ON	10	ZBYF2367	ZBYF2367C0	0.003/0.007
		ARRET-MARCHE	10	ZBYF2166	ZBYF2166C0	0.003/0.007

Standard 40 x 60 mm legend holders for 18 x 27 mm legends - for flush mounted heads

Description	Color	Sold in lots of	Unit reference		Weight kg/lb
			For black bezel	For gray bezel (2)	
Without legend	–	10	ZBZF33	–	0.001/0.002
With blank legend (for engraving)	Black or red	10	ZBYF6101	ZBYF6101C0	0.002/0.004
	White or yellow	10	ZBYF6102	ZBYF6102C0	0.002/0.004

Standard 40 x 50 mm legend plate - for flush mounted heads

Description	Color	Marking (1)	Sold in lots of	Unit reference		Weight kg/lb
				For black bezel	For gray bezel (2)	
Legend plate, plastic	–	–	10	ZBYFP2101	ZBYFP2101C0	0.003/0.007
		O-I	10	ZBYFP2178	ZBYFP2178C0	0.003/0.007
		STOP	10	ZBYFP2304	ZBYFP2304C0	0.003/0.007
		START	10	ZBYFP2303	ZBYFP2303C0	0.003/0.007
		MARCHE	10	ZBYFP2103	ZBYFP2103C0	0.003/0.007
		I-O-II	10	ZBYFP2186	ZBYFP2186C0	0.003/0.007
		OFF-ON	10	ZBYFP2367	ZBYFP2367C0	0.003/0.007
		ARRET-MARCHE	10	ZBYFP2166	ZBYFP2166C0	0.003/0.007
		ARRET	10	ZBYFP2104	ZBYFP2104C0	0.003/0.007

40 x 60 mm legend plate - for flush mounted heads

Description	Color	Marking	Sold in lots of	Unit reference		Weight kg/lb
				For black bezel	For gray bezel (2)	
Legend plate, plastic	–	–	10	ZBYFP6101	ZBYFP6101C0	0.003/0.007

(1) "Start" functions: white letters on black background. "Stop" functions: white letters on red background.

(2) To add customized markings on these references using the online customization tool, see page 5.

Control and signaling units

Harmony XB4 metal

Diameter 30 mm legends 8 x 27 mm, legends for insertion, printing, or pre-printed, circular

8 x 27 mm marked legends for 30 x 40 mm legend holders ZBZ32 and ZBZ34

Language	Background color	Marking	Sold in lots of	Unit reference	Weight kg/lb
–	Black or red	–	10	ZBY0101 (2)	0.001/0.002
	White or yellow	–	10	ZBY0102 (2)	0.001/0.002
International	Black or red (1)	O-I	10	ZBY02178	0.001/0.002
		STOP	10	ZBY02304	0.001/0.002
French	Black or red (1)	AUTO-MAIN	10	ZBY02185	0.001/0.002
		MARCHE	10	ZBY02103	0.001/0.002
		SOUS TENSION	10	ZBY02126	0.001/0.002




ZBY0101



ZBY02304

Sheets of peel-off legends (with backing board and protective transparent cover)

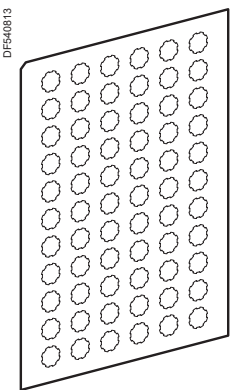
Description	For use with	Sold in lots of	Unit reference	Weight kg/lb
Sheet of 76 legends 8 x 27 mm/ 0.315 x 1.063 in.	Ø 30 x 40 mm/1.181 x 1.575 in. legend holder ZBZ32 and ZBZ34	10	ZBY4100	0.043/0.095



ZBY4100

Legends for XB4B pushbuttons, illuminated pushbuttons, and pilot lights

Description	Language	Marking	Sold in lots of	Unit reference	Weight kg/lb
Sheets of 66 circular – peel-off, transparent, self-adhesive legends		Unmarked	10	ZBY1101	0.017/0.037
	International	I	10	ZBY1147	0.017/0.037



ZBY1101

(1) "Start" functions: white letters on black background. "Stop" functions: white letters on red background.

(2) To add customized markings on these references using the online customization tool, see [page 5](#).




ZB4FBZ014



XB4_CP19538

ZB4FBZ100



PF151500C

ZB4BZ021

Other accessories (continued)

Description	For use with	Color	Sold in lots of	Unit reference	Weight kg/lb
Flush mounted metal circular blanking plug	Ø 30 mm/1.181 in. flush mounted control and signaling units	Chromium plated	10	ZB4FSZ3	0.070/0.154
Metal ring for flush mounted Ø 30 mm/1.181 in. NEMA hole	Ø 30 mm/1.181 in. flush mounted control and signaling units	Chromium plated	10	ZB4FBZ014	0.012/0.027
Liquid spray protective washer to be fitted under the head	Ø 30 mm/1.181 in. flush mounted control and signaling units	Chromium plated	10	ZB4FBZ007	0.003/0.006
Earth plate	Ø 30 mm/1.181 in. flush mounted control and signaling units	Chromium plated	10	ZB4FBZ100	0.007/0.0160
Spacer for metal flush offer	Ø 30 mm/1.181 in. flush mounted control and signaling units	Chromium plated	10	ZB4FBZ010	0.003/0.006
Ø 30 mm/1.181 in. flush mounting kit for pushbuttons and pilot lights	ZB4B● pushbutton with head mounted flush with bezel	Chromium plated	1	ZB4BZ021	0.019/0.042
Ø 30 mm/1.181 in. flush mounting kit for selector switches and illuminated pushbuttons	ZB4B● pushbutton with head mounted flush with bezel	Chromium plated	1	ZB4BZ022	0.021/0.046
Ø 30 mm/1.181 in. flush mounting kit for pushbuttons and pilot lights	ZB4B● pushbutton with head mounted flush with bezel	Metal black	1	ZB4BZ0217	0.019/0.042
Ø 30 mm/1.181 in. flush mounting kit for selector switches and illuminated pushbuttons	ZB4B● pushbutton with head mounted flush with bezel	Metal black	1	ZB4BZ0227	0.021/0.046
Adapter (Ø 30 to Ø 22 mm/1.181 to 0.866 in. reducer)	All pushbuttons	Chromium plated	1	ZB4BZ012	0.023/0.051

(1) Body/fixing collar [ZB4BZ009](#) required for mounting to be ordered separately (see [page 104](#)).

Common components and accessories

Control and signaling units

Harmony XB4 metal
Body/contact assemblies
Screw clamp terminal connections

101191



ZB4BZ009



ZBE101

zbc203




ZBE203

101274




ZB4BZ101

814336



ZB4BZ106

PF080706



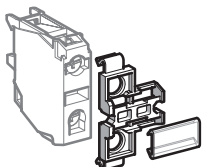
ZBE501

PG114156SE



ZB2BE101

814282



ZBZ001

Body/fixing collar			
For use with	Sold in lots of	Unit reference	Weight kg/lb
Electrical block (contact or light)	10	ZB4BZ009	0.038/0.084

Contact functions (1) Screw clamp terminal connections (Schneider Electric anti-loosening system)

Contacts for standard applications							
Description	Type of contact				Sold in lots of	Unit reference	Weight kg/lb
		NO	NC	NC MC (6)			
Contact blocks	Single	1	–	–	5	ZBE101	0.011/0.024
		–	1	–	5	ZBE102	0.011/0.024
		–	–	1	5	ZBE302	0.014/0.030
	Double	2	–	–	5	ZBE203	0.020/0.044
		–	2	–	5	ZBE204	0.020/0.044
		1	1	–	5	ZBE205	0.020/0.044
	Single with body/fixing collar	1	–	–	1	ZB4BZ101	0.053/0.117
		–	1	–	1	ZB4BZ102	0.053/0.117
		2	–	–	1	ZB4BZ103	0.062/0.137
		–	2	–	1	ZB4BZ104	0.062/0.137
		1	1	–	1	ZB4BZ105	0.062/0.137
		1	2	–	1	ZB4BZ141	0.072/0.159

Contacts for specific applications											
Application	Type of contact	Description				Sold in lots of	Unit reference	Weight kg/lb			
			NO	NC	NC MC (6)						
Low-power switching	Single	Standard	1	–	–	5	ZBE1016	0.012/0.026			
			–	1	–	5	ZBE1026	0.012/0.026			
			1	–	–	5	ZBE1016P	0.012/0.026			
	Single	Dusty environment (2) (IP5X, 50 µm dust)	–	1	–	5	ZBE1026P	0.012/0.026			
			Staggered contacts	Single	Early make NO	1	–	–	5	ZBE201	0.011/0.024
					Late break NC	–	1	–	5	ZBE202	0.011/0.024
	Single with body/fixing collar	Overlapping NO+NC	1	1	–	5	ZB4BZ106	0.062/0.137			
		Staggered NO+NO	2	–	–	5	ZB4BZ107	0.062/0.137			
High-power switching	Single	Standard (3)	1	–	–	1	ZBE501	0.020/0.044			
			–	1	–	1	ZBE502	0.020/0.044			
			2	–	–	1	ZBE503	0.032/0.071			
			–	2	–	1	ZBE504	0.032/0.071			
			1	1	–	1	ZBE505	0.032/0.071			
Additional contact blocks for high-power switching	Single	Standard (4)	1	–	–	1	ZB2BE101	0.020/0.044			
			–	1	–	1	ZB2BE102	0.020/0.044			

Clip-on legend holder and sheet of blank legends			
Description	Sold in lots of	Unit reference	Weight kg/lb
Clip-on legend holder for electrical blocks with screw clamp terminal connections (5). For identification of an XB4B control or signaling unit	10	ZBZ001	0.001/0.002
Sheet of 50 blank legends for legend holder ZBZ001	10	ZBY001	0.023/0.051

- (1) The contact blocks enable variable composition of body/contact assemblies. Maximum number of rows possible: 3. Either 3 rows of 3 single contacts or 1 row of 3 double contacts + 1 row of 3 single contacts (double contacts occupy the first 2 rows). Maximum number of contacts is specified on pages 28 to 31.
- (2) It is not possible to fit an additional contact block on the back of these contact blocks.
- (3) It is not possible to use these contacts with light blocks.
- (4) To be fitted on the back of ZBE50● contacts.
- (5) This legend holder is not compatible with high-power switching contacts.
- (6) NC contact block with monitoring dedicated for Emergency stop head only.

Control and signaling units

Harmony XB4 metal

Light blocks - Screw clamp terminal connections

101288



ZBVB

UN
Universal
for all color heads

Light blocks with screw clamp terminal connections (Schneider Electric anti-loosening system)				
Description	Supply voltage V	Sold in lots of	Unit reference	Weight kg/lb
Universal LED light block	12 ~ (50/60 Hz)	5	ZBVJ1	0.017/0.037
	24 ~ (50/60 Hz)	5	ZBVB1	0.017/0.037
	24...120 ~ (50/60 Hz)	5	ZBVBG1	0.017/0.037
	110...120 ~ (50/60 Hz)	5	ZBVG1	0.017/0.037
	230...240 ~ (50/60 Hz)	5	ZBVM1	0.017/0.037

XB5_CP19534



ZBVGM1T

UN
Universal
for all color heads

Light block for severe applications (1)				
Description	Supply voltage V	Sold in lots of	Unit reference	Weight kg/lb
Universal LED light block	110...240 ~ (50/60 Hz)	5	ZBVGM1T	0.017/0.037

(1) To be used with inductive loads, off-grid power generators specifically in Marine applications, or polluted supply voltage.

Control and signaling units

Harmony XB4 metal

Light blocks - Flashing light blocks, transformer blocks, blocks for "test light" function

PF080705



ZBV5B

UN
Universal
for all color heads

Flashing light blocks with screw clamp terminal connections (Schneider Electric anti-loosening system)

Universal LED	Supply voltage V	Number of modules	Reference	Weight kg/lb
	24 \sim (50/60 Hz)	5	ZBV18B1	0.017/0.037
	110...120 \sim (50/60 Hz)	5	ZBV18G1	0.017/0.037
	230...240 \sim (50/60 Hz)	5	ZBV18M1	0.017/0.037

Transformer blocks for 24 V light blocks (1)

For use with	Supply voltage V	Description	Reference	Weight kg/lb
Integral LED light blocks	400 V \sim (50 Hz)	Transformer 400 V - 24 V \sim	ZBV5B (2)	0.090/0.198

121461



ZBZG156

Blocks for "test light" function

For use with	Supply voltage V	Description	Reference	Weight kg/lb
Light blocks	12 and 24 \sim 24...120 \sim	Single module, 1 connecting wire	ZBZG156 (3)	0.010/0.022

Universal LED light blocks	48...230 \sim	Double module, with connecting wires	ZBZM156 (4)	0.010/0.022
----------------------------	-----------------	--------------------------------------	-------------	-------------

121493



ZBZM156

(1) To be used with 2 dummy contact blocks ZBE000.

(2) To order 440...460 V \sim (60 Hz) transformer blocks, replace "5" in the reference with "8". Example: ZBV5B becomes ZBV8B.
To order 550...600 V \sim (60 Hz) transformer blocks, replace "5" with "9". Example: ZBV5B becomes ZBV9B.

(3) Block for use with \sim Universal LED light blocks types ZBVJ \bullet or ZBVB \bullet , or with direct supply light block for BA9s bulb, ZBV6.

(4) Block for use with \sim Universal LED light blocks types ZBVG \bullet or ZBVM \bullet , see connection on our website www.se.com.

Control and signaling units

Harmony XB4 metal

Body/contact assemblies

Compact push-in terminal connections

101191



ZB4BZ009

Body/fixing collar			
For use with	Sold in lots of	Unit reference	Weight kg/lb
Electrical block (contact or light)	10	ZB4BZ009	0.038/0.084

ZBE1015_image



ZBE1015

ZBE1025_image



ZBE1025

ZB4BZ1015_image



ZB4BZ1015

Compact contact functions						
Push-in terminal connections						
Contacts for standard applications						
Description	Type of contact	Symbol		Sold in lots of	Unit reference	Weight kg/lb
		NO	NC			
Contact blocks	Single	1	–	5	ZBE1015	0.007/0.015
		–	1	5	ZBE1025	0.007/0.015
Single with body/fixing collar	Single with body/fixing collar	1	–	1	ZB4BZ1015	0.049/0.108
		–	1	1	ZB4BZ1025	0.049/0.108
		2	–	1	ZB4BZ1035	0.054/0.119
		–	2	1	ZB4BZ1045	0.054/0.119
		1	1	1	ZB4BZ1055	0.054/0.119

Control and signaling units

Harmony XB4 metal

Light blocks

Compact push-in terminal connections



ZBVB15

Compact light blocks				
Push-in terminal connections (1)				
Description	Supply voltage V	Sold in lots of	Unit reference	Weight kg/lb
Universal LED light block	12 \sim (50/60 Hz)	5	ZBVJ15	0.012/0.026
	24 \sim (50/60 Hz)	5	ZBVB15	0.012/0.026
	110...120 \sim (50/60 Hz)	5	ZBVG15	0.012/0.026
	230...240 \sim (50/60 Hz)	5	ZBVM15	0.012/0.026


UN
Universal
for all color heads

(1) It is not possible to fit an additional block on the back of these light blocks.


Control and signaling units

Harmony XB4 metal


Body/contact assemblies for printed circuit board




ZB4BZ009



ZB4BZ079 + ZB4BZ009




ZBZ01



ZBZ110



ZBE701



ZBE702



ZBVB07

Body/fixing collar and accessories specifically for printed circuit board mounting (1) Accessories required when using adapter (socket) ZBZ010

Description	For use with	Sold in lots of	Unit reference	Weight kg/lb
Body/fixing collar	Electrical block (contact or light)	10	ZB4BZ009	0.006/0.013
Fixing collar/pillar	Printed circuit board support (fixing screw ZBZ006 to be ordered separately)	10	ZB4BZ079	0.003/0.007
Fixing screw for printed circuit board	Fixing collar/pillar ZB4BZ079	10	ZBZ006	0.011/0.024

Adapter (socket) (1)

For use with	Thickness of printed circuit board (mm)/in.	Sold in lots of	Unit reference	Weight kg/lb
Electrical block (contact or light)	1.6 ± 0.2/0.063 ± 0.008	10	ZBZ010	0.008/0.018
	3.2 ± 0.2/0.126 ± 0.008	10	ZBZ012	0.008/0.018

Grounding plate

Description	For use with	Sold in lots of	Unit reference	Weight kg/lb
Grounding plate with ground screw	Harmony XB4 metal and XALG plastic control stations	1	ZBZ110	0.017/0.037

Contact functions (1)

Contacts for standard applications

Description	Type of contact			Sold in lots of	Unit reference	Weight kg/lb
		NO	NC			
Contact blocks	Single	1	–	5	ZBE701	0.011/0.024
		–	1	5	ZBE702	0.011/0.024



Contacts for specific applications

Application	Type of contact			Sold in lots of	Unit reference	Weight kg/lb
		NO	NC			
Low-power switching	Single	1	–	5	ZBE7016	0.012/0.026
		–	1	5	ZBE7026	0.012/0.026

Light blocks (1)

Description	Supply voltage V	Color of LED	Sold in lots of	Unit reference	Weight kg/lb
Integral LED (to combine with heads for integral LED)	24 $\bar{\sim}$ (50/60 Hz)	White	5	ZBVB17	0.004/0.009
		Green	5	ZBVB37	0.004/0.009
		Red	5	ZBVB47	0.004/0.009
		Orange	5	ZBVB57	0.004/0.009
		Blue	5	ZBVB67	0.004/0.009

(1) For details of support drilling and of printed circuit board, see our website www.se.com.



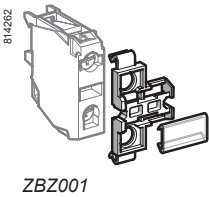
Contact functions (1)
Faston connectors (6.35 or 2 x 2.8 mm/0.250 or 2 x 0.110 in.) (Schneider Electric anti-loosening system)

Contacts for standard applications						
Description	Type of contact	NO	NC	Sold in lots of	Unit reference	Weight kg/lb
Contact blocks	Single	1	–	5	ZBE1013	0.011/0.024
		–	1	5	ZBE1023	0.011/0.024
Contact blocks	Double	2	–	5	ZBE2033	0.020/0.044
		1	1	5	ZBE2053	0.020/0.044
	Single with body/fixing collar	1	–	1	ZB4BZ1013 (2)	0.053/0.117
		–	1	1	ZB4BZ1023 (2)	0.053/0.117
Contact blocks	Single	2	–	1	ZB4BZ1033	0.062/0.137
		–	2	1	ZB4BZ1043	0.062/0.137
		1	1	1	ZB4BZ1053	0.062/0.137

Contacts for specific applications							
Application	Type of contact	Description	NO	NC	Sold in lots of	Unit reference	Weight kg/lb
Low-power switching	Single	Standard	1	–	5	ZBE10163 (2)	0.012/0.026
		Dusty environments (3) (IP5X, 50 µm dust)	1	–	5	ZBE1016P3 (2)	0.012/0.026
			–	1	5	ZBE1026P3 (2)	0.012/0.026
High-power switching	Single	Standard (4)	–	1	1	ZBE5023	0.021/0.046

Clip-on legend holder for electrical blocks with screw clamp terminal connections (5)

For use with	Sold in lots of	Unit reference	Weight kg/lb
Identification of an XB4B control or signaling unit	10	ZBZ001	0.001/0.002



Sheet of 50 blank legends

Legend holder ZBZ001	10	ZBY001	0.023/0.051
----------------------	----	--------	-------------


(1) The contact blocks enable variable composition of body/contact assemblies. Maximum number of rows possible: 3. Either 3 rows of 3 single contacts or 1 row of 3 double contacts + 1 row of 3 single contacts (double contacts occupy the first 2 rows).
 (2) To order products with screw clamp terminal connections for lugs, replace the 3 at the end of the reference with a 9. Example: ZBE1013 becomes ZBE1019.
 (3) It is not possible to fit an additional contact block on the back of these contact blocks.
 (4) It is not possible to use these contacts with light blocks.
 (5) This legend holder is not compatible with high-power switching contact blocks.

Control and signaling units

Harmony XB4 metal



Body/contact assemblies + Universal LED light blocks

PF1512655



ZB4BW0...3



Complete body/contact assemblies and light blocks ⁽¹⁾					
Screw clamp terminal connections (Schneider Electric anti-loosening system)					
Light source	Supply voltage V	Type of contact		Reference	Weight kg/lb
					
		NO	NC		
Direct supply					
Universal LED	24 ~ (50/60 Hz)	1	–	ZB4BW0B11	0.064/0.141
		–	1	ZB4BW0B12	0.064/0.141
		2	–	ZB4BW0B13	0.074/0.163
		1	1	ZB4BW0B15	0.074/0.163
	110...120 ~ (50/60 Hz)	1	–	ZB4BW0G11	0.064/0.141
		–	1	ZB4BW0G12	0.064/0.141
		2	–	ZB4BW0G13	0.074/0.163
		1	1	ZB4BW0G15	0.074/0.163
	230...240 ~ (50/60 Hz)	1	–	ZB4BW0M11	0.064/0.141
		–	1	ZB4BW0M12	0.064/0.141
		2	–	ZB4BW0M13	0.074/0.163
		1	1	ZB4BW0M15	0.074/0.163
Other versions		Complete bodies with Faston connector terminals (6.35 or 2 x 2.8 mm/0.250 or 2 x 0.110 in.) Please contact our Customer Care Center.			

(1) Can be fitted with additional contact blocks: see [page 101](#).

Control and signaling units

Harmony XB4 metal

Body/light assemblies for pilot lights with Universal LED

101239



ZB4BV●●



Complete light bodies (fixing collar + Universal LED light block)			
Screw clamp terminal connections (Schneider Electric anti-loosening system)			
Light source	Supply voltage V	Reference	Weight kg/lb
Universal LED	12 \sim (50/60 Hz)	ZB4BVJ1	0.054/0.119
	24 \sim (1) (50/60 Hz)	ZB4BVB1	0.054/0.119
	24...120 \sim (50/60 Hz)	ZB4BVBG1	0.054/0.119
	110...120 \sim (1) (50/60 Hz)	ZB4BVG1	0.054/0.119
	230...240 \sim (1) (50/60 Hz)	ZB4BVM1	0.054/0.119

Complete bodies with flashing pilot light (fixing collar + Universal LED light block)			
Screw clamp terminal connections (Schneider Electric anti-loosening system)			
Light source	Supply voltage V	Reference	Weight kg/lb
Universal LED	24 \sim (50/60 Hz)	ZB4BV18B1	0.054/0.119
	110...120 \sim (50/60 Hz)	ZB4BV18G1	0.054/0.119
	230...240 \sim (50/60 Hz)	ZB4BV18M1	0.054/0.119

(1) Complete bodies with Faston connector terminals (6.35 or 2 x 2.8 mm/0.250 or 2 x 0.110 in.), see [page 107](#).

Control and signaling units

Harmony XB4 metal

Body/contact assemblies and light blocks with BA9s base fitting


Complete body/contact assemblies and light blocks ⁽¹⁾						
For bulb with BA9s base fitting (incandescent, neon, or LED)						
Screw clamp terminal connections (Schneider Electric anti-loosening system)						
Light source	Supply voltage V	Type of contact		Color of light source	Reference	Weight kg/lb
		NO	NC			
Direct supply						
BA9s base fitting bulb, 2.4 W max., not included ⁽²⁾	≤ 250	1	–	–	ZB4BW061	0.063/0.139
		–	1	–	ZB4BW062	0.063/0.139
		2	–	–	ZB4BW063	0.073/0.161
		1	1	–	ZB4BW065	0.073/0.161
Supply via integral transformer (1.2 VA, 6 V secondary)						
BA9s base fitting incandescent bulb, included	110...120 ~ 50/60 Hz	1	–	–	ZB4BW031	0.141/0.311
		1	1	–	ZB4BW035	0.151/0.333
	230 ~ 50 Hz	1	–	–	ZB4BW041	0.141/0.311
		1	1	–	ZB4BW045	0.151/0.333
	220...240 ~ 60 Hz	1	–	–	ZB4BW051	0.141/0.311
		1	1	–	ZB4BW055	0.151/0.333
Other versions		Complete bodies with integral transformer incorporating Faston connector terminals (6.35 or 2 x 2.8 mm/0.250 or 2 x 0.110 in.). Please contact our Customer Care Center.				

XB4_652_CPODAD016174



ZB4BW06●

101239



ZB4BW05●5

(1) Can be fitted with additional contact blocks: see [page 101](#).

(2) Bulb to be ordered separately: see [page 110](#).

Control and signaling units

Harmony XB4 metal

Light bodies for pilot lights with BA9s base fitting

Light blocks

Screw clamp terminal connections (Schneider Electric anti-loosening system)

Description	Supply voltage V	Sold in lots of	Unit reference	Weight kg/lb
Direct supply for BA9s base fitting bulb, 2.4 W max., not included (1)	≤ 250	5	ZBV6	0.016/0.035

Complete light bodies (fixing collar + light block)


For bulb with BA9s base fitting (incandescent, neon, or LED)

Screw clamp terminal connections (Schneider Electric anti-loosening system)

Light source	Supply voltage V	Color of light source	Reference	Weight kg/lb
Direct supply				
BA9s base fitting bulb, 2.4 W max., not included (1)	≤ 250	–	ZB4BV6	0.052/0.335
Supply via integral transformer (1.2 VA, 6 V secondary)				
BA9s base fitting incandescent bulb, included	110...120 ~ (50/60 Hz)	–	ZB4BV3	0.130/0.287
	230 ~ (50 Hz)	–	ZB4BV4	0.130/0.287
	220...240 ~ (60 Hz)	–	ZB4BV5	0.131/0.289
	400 ~ (50 Hz)	–	ZB4BV5	0.131/0.289
	440...480 ~ (60 Hz)	–	ZB4BV8	0.128/0.282
	550...600 ~ (60 Hz)	–	ZB4BV9	0.131/0.289
	400 ~ (50/60 Hz)	White	ZB4BV5D1	0.134/0.295
		Green	ZB4BV5D3	0.134/0.295
		Red	ZB4BV5D4	0.134/0.295
		Orange	ZB4BV5D5	0.134/0.295
		Blue	ZB4BV5D6	0.134/0.295



ZB4BV6



ZB4BV●



ZB4BV156

Complete light bodies with 3-terminal "test" function (fixing collar + light block)

For bulb with BA9s base fitting (incandescent, neon, or LED)

Screw clamp terminal connections (Schneider Electric anti-loosening system)

Direct supply				
BA9s base fitting bulb, 2.4 W max., not included (1)	≤ 250	–	ZB4BV156	0.062/0.137
Other versions				
Complete bodies with Faston connector terminals (6.35 or 2 x 2.8 mm/0.250 or 2 x 0.110 in.), see page 107 .				

(1) Bulb to be ordered separately, see [page 112](#).

Control and signaling units

Harmony XB4 metal

Accessories for illuminated pushbuttons: bulbs

DF540771



DL1CJ0●●●

DF540772



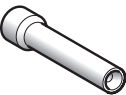
DL1CE●●●

DF540773



DL1CF●●●

DF540774



XBFX13

Bulbs with BA9s base fitting and associated accessories

Description	Characteristics	Color	Sold in lots of	Unit reference	Weight kg/lb
LEDs	24 V ~	White	1	DL1CJ0241	0.002/0.004
		Green	1	DL1CJ0243	0.002/0.004
		Red	1	DL1CJ0244	0.002/0.004
		Orange	1	DL1CJ0245	0.002/0.004
		Blue	1	DL1CJ0246	0.002/0.004
	48 V ~	Green	1	DL1CJ0483	0.002/0.004
		Red	1	DL1CJ0484	0.002/0.004
		Orange	1	DL1CJ0485	0.002/0.004
	6 V - 1.2 W	White	1	DL1CD0061	0.002/0.004
		Green	1	DL1CD0063	0.002/0.004
Red		1	DL1CD0064	0.002/0.004	
Orange		1	DL1CD0065	0.002/0.004	
Blue		1	DL1CD0066	0.002/0.004	
Incandescent bulbs	6 V - 1.2 W	–	10	DL1CB006	0.002/0.004
	24 V - 2 W	–	10	DL1CE024	0.002/0.004
	120...130 V 2.4 W	–	10	DL1CE130	0.002/0.004
Neon bulbs	120...130 V	–	10	DL1CF110	0.002/0.004
	230...240 V	–	10	DL1CF220	0.002/0.004
Bulb extractor	–	–	1	XBFX13	0.005/0.011

Description	Characteristics	Sold in lots of	Unit reference	Weight kg/lb
Anti-rotation plate for flush mounted heads	For ZB4F selector switch heads	10	ZB5FAZ902	0.008/0.018

Control and signaling units

Harmony XB4 metal

Accessories for pushbuttons: keys



Replacement keys

Description	Key number	Reference	Weight kg/lb
For latching mushroom head pushbuttons and selector switches			
Sets of 2 keys	455	ZBG455	0.013/0.029
	421E	ZBG421E	0.014/0.031
	458A	ZBG458A	0.014/0.031
	520E	ZBG520E	0.014/0.031
	3131A	ZBG3131A	0.014/0.031
	4A185	ZBDA185	0.014/0.031
	8D1	ZBD8D1	0.014/0.031
	Specific key	ZBGK (1)	0.014/0.031

For booted selector switches

Sets of 2 keys, one of which is supplied booted (rubber boot)	455	ZBG455P	–
--	-----	-------------------------	---

(1) Key number to be added when ordering.

Control and signaling units

Harmony XB4 metal

Accessories for pushbuttons: keys

PF100233



ZBGP

Replacement keys (continued)

Description	Key number	Reference	Weight kg/lb
Accessory for key switches (1)			
Description	Function	Reference	Weight kg/lb
Keyhole cover (rubber boot)	Protection of lock barrel when no key inserted in lock	ZBGP	0.005/0.011

PF100232



ZBDD2

Boot for standard handle

Description	For use with	Sold in lots of	Unit reference	Weight kg/lb
Boot for standard handle	ZB4BD●● and ZB5AD●●	10	ZBDD2	0.005/0.011

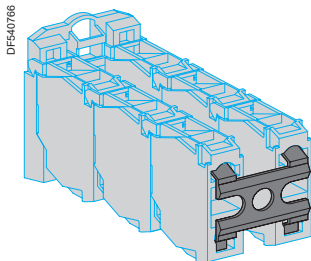
(1) Not compatible with products with TEC10 key.



ZBYLEG304000

Legends panel (1)			
Template size mm/in.	Unit reference	Weight kg/lb	
Unmarked templates			
100 x 100/3.93 x 3.93	ZBYLEG101000	0.010/0.022	
200 x 100/7.87 x 3.93	ZBYLEG201000	0.010/0.022	
300 x 100/11.81 x 3.93	ZBYLEG301000	0.010/0.022	
300 x 200/11.81 x 7.87	ZBYLEG302000	0.030/0.066	
300 x 300/11.81 x 11.81	ZBYLEG303000	0.030/0.066	
300 x 400/11.81 x 15.74	ZBYLEG304000	0.030/0.066	
400 x 100/15.74 x 3.93	ZBYLEG401000	0.010/0.022	
400 x 200/15.74 x 7.87	ZBYLEG402000	0.050/0.110	
500 x 100/19.68 x 3.93	ZBYLEG501000	0.030/0.066	
500 x 200/19.68 x 7.87	ZBYLEG502000	0.050/0.110	
500 x 300/19.68 x 11.81	ZBYLEG503000	0.050/0.110	
500 x 400/19.68 x 15.74	ZBYLEG504000	0.050/0.110	

(1) To add customized markings on these references using the online customization tool, see [page 5](#).



ZBZ007

Other accessories				
Description	For use with	Sold in lots of	Unit reference	Weight kg/lb
Plastic clips	2 or 3 levels of ZBE10● contact blocks in high vibration environment	10	ZBZ007	0.001/0.002
Dummy contact block	ZBE10● contact blocks and ZBV5B transformer blocks	5	ZBE000	0.006/0.0123
Set of tabs for Faston connection	ZBE10● contact blocks and ZBV● light blocks	10	ZBZ003	0.001/0.002

Control and signaling units

Harmony XB4 metal Product reference index

D									
DL1CB006	112	XB4BD912R47K	67	XB4BV5B3	65	XB4BW34B5	37	XB4FVB4	95
DL1CD0061	112	XB4BD912R4K7	67	XB4BV5B4	65	XB4BW34B55	37	XB4FVB5	95
DL1CD0063	112	XB4BG03	58	XB4BV5B5	65	XB4BW34G5	37	XB4FVB6	95
DL1CD0064	112	XB4BG035	58	XB4BV5B6	65	XB4BW34M5	37	XB4FVG1	95
DL1CD0065	112	XB4BG21	58	XB4BV61	65	XB4BW3535	40	XB4FVG3	95
DL1CD0066	112	XB4BG215	58	XB4BV63	65	XB4BW3545	40	XB4FVG4	95
DL1CE024	112	XB4BG33	58	XB4BV64	65	XB4BW3565	40	XB4FVG5	95
DL1CE130	112	XB4BG335	58	XB4BV65	65	XB4BW35B5	37	XB4FVG6	95
DL1CF110	112	XB4BG41	58	XB4BV71	63	XB4BW35B55	37	XB4FVM1	95
DL1CF220	112	XB4BG415	58	XB4BV815	63	XB4BW35G5	37	XB4FVM3	95
DL1CJ0241	112	XB4BG61	58	XB4BV83	63	XB4BW35M5	37	XB4FVM4	95
DL1CJ0243	112	XB4BG615	58	XB4BV835	63	XB4BW35M55	37	XB4FVM5	95
DL1CJ0244	112	XB4BJ21	57	XB4BV84	63	XB4BW36B5	37	XB4FVM6	95
DL1CJ0245	112	XB4BJ33	57	XB4BV845	63	XB4BW36B55	37	XB4FW31B5	84
DL1CJ0246	112	XB4BJ53	57	XB4BV85	63	XB4BW36G5	37	XB4FW31G5	84
DL1CJ0483	112	XB4BK123B5	61	XB4BV855	63	XB4BW36M5	37	XB4FW31M5	84
DL1CJ0484	112	XB4BK123G5	61	XB4BV86	63	XB4BW73731B5	42	XB4FW33B5	84
DL1CJ0485	112	XB4BK123M5	61	XB4BV865	63	XB4BW73731G5	42	XB4FW33G5	84
		XB4BK123M55	61	XB4BV8655	63	XB4BW73731M5	42	XB4FW33M5	84
		XB4BK124B5	61	XB4BV87	63	XB4FA11	81	XB4FW34B5	84
		XB4BK124G5	61	XB4BV873	63	XB4FA21	81	XB4FW34G5	84
		XB4BK124M5	61	XB4BV8735	63	XB4FA31	81	XB4FW34M5	84
		XB4BK125B5	61	XB4BV87355	63	XB4FA311	83	XB4FW35B5	84
		XB4BK125G5	61	XB4BV875	63	XB4FA3341	83	XB4FW35G5	84
		XB4BK125M5	61	XB4BV876	63	XB4FA3341	83	XB4FW35M5	84
		XB4BK133B5	61	XB4BV8765	63	XB4FA3351	83	XB4FW36B5	84
		XB4BK133G5	61	XB4BV87M1T	63	XB4FA42	81	XB4FW36G5	84
		XB4BK133M5	61	XB4BV87M3T	63	XB4FA4322	83	XB4FW36M5	84
		XB4BK134B5	61	XB4BV87M4T	63	XB4FA51	81	XB5DSB	68
		XB4BK134G5	61	XB4BV87M5T	63	XB4FA61	81	XB5DSG	68
		XB4BK134M5	61	XB4BV87M6T	63	XB4FD21	89	XB5DSM	68
		XB4BK135B5	61	XB4BVM1	63	XB4FD25	89	XB5DT1S	68
		XB4BK135G5	61	XB4BVM3	63	XB4FD33	89	XB5DTB22	68
		XB4BK135M5	61	XB4BVM4	63	XB4FD41	89	XB5DTB23	68
		XB4BL42	34	XB4BVM5	63	XB4FD53	89	XB5DTB24	68
		XB4BL425	34	XB4BVM6	63	XB4FG03	91	XB5DTB25	68
		XB4BL73415	41	XB4BW21B5	66	XB4FG21	91	XB5DTGM2	68
		XB4BL734155	41	XB4BW21G5	66	XB4FG33	91	XB5DTGM3	68
		XB4BP21	35	XB4BW23B5	66	XB4FG41	91	XB5DTGM4	68
		XB4BP31	35	XB4BW23G5	66	XB4FG61	91	XB5DTGM5	68
		XB4BP42	35	XB4BW24B5	66	XB4FJ21	90	XB5KS2B4	68
		XB4BP51	35	XB4BW24G5	66	XB4FJ33	90	XB5KS2B8	68
		XB4BP61	35	XB4BW25B5	66	XB4FJ53	90	XB5KS2G4	68
		XB4BS8442	46	XB4BW25G5	66	XB4FK123B5	93	XB5KS2G8	68
		XB4BS84425	46	XB4BW26B5	66	XB4FK123G5	93	XB5KS2M4	68
		XB4BS8444	46	XB4BW26G5	66	XB4FK123M5	93	XB5KS2M8	68
		XB4BS84441	46	XB4BW28B5	66	XB4FK124B5	93	XB5KSB	68
		XB4BS844415	46	XB4BW28G5	66	XB4FK124G5	93	XB5KSG	68
		XB4BS84445	46	XB4BW3135	40	XB4FK124M5	93	XB5KSM	68
		XB4BS84455	46	XB4BW3145	40	XB4FK125B5	93	XB5PRJ45	68
		XB4BS8446	46	XB4BW3165	40	XB4FK125G5	93	XB5PUSB3	68
		XB4BS84462	46	XB4BW31B55	37	XB4FK125M5	93	XBFX13	112
		XB4BS9445	46	XB4BW31G55	37	XB4FK133B5	93	XBH1AA0G4	68
		XB4BT842	46	XB4BW31M5	37	XB4FK133G5	93	XBH1AA0R4	68
		XB4BT845	46	XB4BW3335	40	XB4FK133M5	93	XD4PA12	69
		XB4BV31	65	XB4BW3345	40	XB4FK134B5	93	XD4PA14	69
		XB4BV33	65	XB4BW3365	40	XB4FK134G5	93	XD4PA22	69
		XB4BV34	65	XB4BW33B5	37	XB4FK134M5	93	XD4PA24	69
		XB4BV35	65	XB4BW33B55	37	XB4FK135B5	93		
		XB4BV41	65	XB4BW33G5	37	XB4FK135G5	93	Z	
		XB4BV43	65	XB4BW33M5	37	XB4FK135M5	93	ZB2BE101	101
		XB4BV44	65	XB4BW3435	40	XB4FL42	82	ZB2BE102	101
		XB4BV45	65	XB4BW3445	40	XB4FL4325	83	ZB4BA0	33
		XB4BV5B1	65	XB4BW3465	40	XB4FVB1	95	ZB4BA1	33
						XB4FVB3	95	ZB4BA131	36
								ZB4BA133	36

ZB4BA14	33	ZB4BC44	44	ZB4BH53	55	ZB4BP3	35	ZB4BV063E	64
ZB4BA145	36	ZB4BC480	53	ZB4BH6	54	ZB4BP38	35	ZB4BV063S	64
ZB4BA16	35	ZB4BC48021	53	ZB4BH63	55	ZB4BP383	35	ZB4BV06S	65
ZB4BA18	33	ZB4BC5	44	ZB4BH83	55	ZB4BP3S	35	ZB4BV07	65
	38	ZB4BC54	44	ZB4BJ2	57		71	ZB4BV07S	65
ZB4BA2	33	ZB4BC580	53	ZB4BJ3	57	ZB4BP4	35	ZB4BV083	64
ZB4BA232	36	ZB4BC58009	53	ZB4BJ4	57	ZB4BP48	35	ZB4BV083E	64
ZB4BA234	36	ZB4BC6	44	ZB4BJ5	57	ZB4BP483	35	ZB4BV083S	64
ZB4BA24	33	ZB4BC64	44	ZB4BJ7	57	ZB4BP4S	35	ZB4BV156	111
ZB4BA245	36	ZB4BC680	53	ZB4BJ8	57		71	ZB4BV18B1	109
ZB4BA26	35	ZB4BD2	56	ZB4BK1213	62	ZB4BP5	35	ZB4BV18G1	109
ZB4BA3	33	ZB4BD28	60	ZB4BK1233	62	ZB4BP583	35	ZB4BV18M1	109
ZB4BA331	36	ZB4BD29	60	ZB4BK1243	62	ZB4BP5S	35	ZB4BV3	111
ZB4BA333	36	ZB4BD3	56	ZB4BK1253	62		71	ZB4BV4	111
ZB4BA334	36	ZB4BD4	56	ZB4BK1263	62	ZB4BP6	35	ZB4BV5	111
ZB4BA335	36	ZB4BD48	60	ZB4BK1283	62	ZB4BP68	35	ZB4BV5D1	111
ZB4BA34	33	ZB4BD49	60	ZB4BK1313	62	ZB4BP683	35	ZB4BV5D3	111
ZB4BA341	36	ZB4BD5	56	ZB4BK1333	62	ZB4BP6S	35	ZB4BV5D4	111
ZB4BA36	35	ZB4BD59	60	ZB4BK1343	62		71	ZB4BV5D5	111
ZB4BA38	33	ZB4BD7	56	ZB4BK1353	62	ZB4BP•83	71	ZB4BV5D6	111
	38	ZB4BD8	56	ZB4BK1363	62	ZB4BR2	44	ZB4BV6	111
ZB4BA4	33	ZB4BD89	60	ZB4BK1383	62	ZB4BR3	44	ZB4BV8	111
ZB4BA432	36	ZB4BD912	67	ZB4BK1413	62	ZB4BR4	44	ZB4BV9	111
ZB4BA434	36	ZB4BD922	67	ZB4BK1433	62	ZB4BR5	44	ZB4VB1	109
ZB4BA44	33	ZB4BG0	59	ZB4BK1443	62	ZB4BR6	44	ZB4VBGB1	109
ZB4BA46	35	ZB4BG01	59	ZB4BK1453	62	ZB4BS12	45	ZB4VVG1	109
ZB4BA48	33	ZB4BG02	59	ZB4BK1463	62	ZB4BS42	45	ZB4VJ1	109
	38	ZB4BG03	59	ZB4BK1483	62	ZB4BS52	45	ZB4VVM1	109
ZB4BA5	33	ZB4BG04	59	ZB4BK1513	62	ZB4BS55	45	ZB4BW031	110
ZB4BA54	33	ZB4BG05	59	ZB4BK1533	62	ZB4BS62	45	ZB4BW035	110
ZB4BA56	35	ZB4BG08	59	ZB4BK1543	62	ZB4BS72	45	ZB4BW041	110
ZB4BA58	33	ZB4BG09	59	ZB4BK1553	62	ZB4BS834	47	ZB4BW045	110
	38	ZB4BG1	59	ZB4BK1563	62	ZB4BS844	47	ZB4BW051	110
ZB4BA6	33	ZB4BG2	59	ZB4BK1583	62	ZB4BS864	47	ZB4BW055	110
ZB4BA64	33	ZB4BG2TEC10	60	ZB4BK1713	62	ZB4BS934	47	ZB4BW061	110
ZB4BA66	35	ZB4BG3	59	ZB4BK1733	62	ZB4BS944	47	ZB4BW062	110
ZB4BA68	33	ZB4BG4	59	ZB4BK1743	62	ZB4BS964	47	ZB4BW063	110
	38	ZB4BG4TEC10	60	ZB4BK1753	62	ZB4BT2	45	ZB4BW065	110
ZB4BA71115	43	ZB4BG5	59	ZB4BK1763	62	ZB4BT84	47	ZB4BW066	110
ZB4BA71124	43	ZB4BG6	59	ZB4BK1783	62	ZB4BT844	47	ZB4BW0B11	108
ZB4BA7120	41	ZB4BG7	59	ZB4BK1813	62	ZB4BV003	64	ZB4BW0B12	108
ZB4BA7121	41	ZB4BG8	59	ZB4BK1833	62	ZB4BV01	65	ZB4BW0B13	108
ZB4BA73133	43	ZB4BG8	59	ZB4BK1843	62	ZB4BV013	64	ZB4BW0B15	108
ZB4BA73134	43	ZB4BG9	59	ZB4BK1853	62	ZB4BV013E	64	ZB4BW0G11	108
ZB4BA7340	41	ZB4BH01	54	ZB4BK1863	62	ZB4BV013S	64	ZB4BW0G12	108
ZB4BA7341	41	ZB4BH013	55	ZB4BK1883	62	ZB4BV01S	65	ZB4BW0G13	108
ZB4BA79	41	ZB4BH02	54	ZB4BL1	34	ZB4BV03	65	ZB4BW0G15	108
ZB4BA791	43	ZB4BH03	54	ZB4BL2	34	ZB4BV033	64	ZB4BW0M11	108
ZB4BA8	33	ZB4BH033	55	ZB4BL232	36	ZB4BV033E	64	ZB4BW0M12	108
ZB4BA88	38	ZB4BH04	54	ZB4BL234	36	ZB4BV033S	64	ZB4BW0M13	108
ZB4BA9	33	ZB4BH043	55	ZB4BL3	34	ZB4BV03S	65	ZB4BW0M15	108
ZB4BA98	33	ZB4BH05	54	ZB4BL4	34	ZB4BV04	65	ZB4BW11	40
	38	ZB4BH053	55	ZB4BL432	36	ZB4BV043	64	ZB4BW113	39
ZB4BB2	69	ZB4BH06	54	ZB4BL434	36	ZB4BV043E	64	ZB4BW13	40
ZB4BB4	69	ZB4BH063	55	ZB4BL5	34	ZB4BV043S	64	ZB4BW133	39
ZB4BC180	53	ZB4BH083	55	ZB4BL6	34	ZB4BV044S	65	ZB4BW14	40
ZB4BC2	44	ZB4BH1	54	ZB4BL7340	41	ZB4BV04S	65	ZB4BW143	39
ZB4BC24	44	ZB4BH13	55	ZB4BL7341	41	ZB4BV05	65	ZB4BW15	40
ZB4BC280	53	ZB4BH2	54	ZB4BP1	35	ZB4BV053	64	ZB4BW153	39
ZB4BC28001	53	ZB4BH3	54	ZB4BP18	35	ZB4BV053E	64	ZB4BW16	40
ZB4BC28010	53	ZB4BH33	55	ZB4BP183	35	ZB4BV053S	64	ZB4BW163	39
ZB4BC3	44	ZB4BH4	54	ZB4BP1S	35	ZB4BV05S	65	ZB4BW17	40
ZB4BC34	44	ZB4BH43	55	ZB4BP2	35	ZB4BV06	65	ZB4BW183	39
ZB4BC380	53	ZB4BH5	54	ZB4BP2S	35	ZB4BV063	64		
ZB4BC38023	53				71				
ZB4BC4	44								

ZB4BW31	40	ZB4BZ0227	79	ZB4FA46	81	ZB4FH13	88	ZB4FL4M34	82
ZB4BW313	38		99	ZB4FA48	81	ZB4FH2	87	ZB4FL5	82
ZB4BW313S	38	ZB4BZ079	106		85	ZB4FH3	87	ZB4FL6	82
ZB4BW33	40	ZB4BZ101	101	ZB4FA5	81	ZB4FH33	88	ZB4FSZ3	79
ZB4BW333	38	ZB4BZ1013	107	ZB4FA56	81	ZB4FH4	87		99
ZB4BW333S	38	ZB4BZ1015	104	ZB4FA58	81	ZB4FH43	88	ZB4FV013	95
ZB4BW34	40	ZB4BZ102	101		85	ZB4FH5	87	ZB4FV033	95
ZB4BW343	38	ZB4BZ1023	107	ZB4FA6	81	ZB4FH53	88	ZB4FV043	95
ZB4BW343S	38	ZB4BZ1025	104	ZB4FA66	81	ZB4FH6	87	ZB4FV053	95
ZB4BW35	40	ZB4BZ103	101	ZB4FA68	81	ZB4FH63	88	ZB4FV063	95
ZB4BW353	38	ZB4BZ1033	107		85	ZB4FH83	88	ZB4FV083	95
ZB4BW353S	38	ZB4BZ1035	104	ZB4FA8	81	ZB4FJ2	90	ZB4FW113	86
ZB4BW36	40	ZB4BZ104	101	ZB4FA88	85	ZB4FJ3	90	ZB4FW133	86
ZB4BW363	38	ZB4BZ1043	107	ZB4FA9	81	ZB4FJ4	90	ZB4FW143	86
ZB4BW363S	38	ZB4BZ1045	104	ZB4FBZ007	79	ZB4FJ5	90	ZB4FW153	86
ZB4BW37	40	ZB4BZ105	101		99	ZB4FJ7	90	ZB4FW163	86
ZB4BW383	38	ZB4BZ1053	107	ZB4FBZ010	79	ZB4FJ8	90	ZB4FW183	86
ZB4BW383S	38	ZB4BZ1055	104		99	ZB4FK1213	94	ZB4FW313	85
ZB4BW413	44	ZB4BZ106	101	ZB4FBZ014	79	ZB4FK1233	94	ZB4FW333	85
ZB4BW433	44	ZB4BZ107	101		99	ZB4FK1243	94	ZB4FW343	85
ZB4BW443	44	ZB4BZ141	101	ZB4FD2	89	ZB4FK1253	94	ZB4FW353	85
ZB4BW453	44	ZB4BZ1905	52	ZB4FD29	92	ZB4FK1263	94	ZB4FW363	85
ZB4BW463	44	ZB4BZ2005	52	ZB4FD2M178	89	ZB4FK1283	94	ZB4FW383	85
ZB4BW513	38	ZB4BZ2105	52	ZB4FD3	89	ZB4FK1313	94	ZB4FW913	85
ZB4BW533	38	ZB4BZ262	52	ZB4FD39	92	ZB4FK1333	94	ZB4FW933	85
ZB4BW543	38	ZB4BZ264	52	ZB4FD4	89	ZB4FK1343	94	ZB4FW943	85
ZB4BW553	38	ZB4BZ265	52	ZB4FD5	89	ZB4FK1353	94	ZB4FW953	85
ZB4BW563	38	ZB4BZ266	52	ZB4FD59	92	ZB4FK1363	94	ZB4FW963	85
ZB4BW583	38	ZB4FA0	81	ZB4FD7	89	ZB4FK1383	94	ZB4FW983	85
ZB4BW613	45	ZB4FA1	81	ZB4FD79	92	ZB4FK1413	94	ZB4SZ3	78
ZB4BW633	45	ZB4FA131	83	ZB4FD8	89	ZB4FK1433	94	ZB4SZ37	78
ZB4BW643	49	ZB4FA133	83	ZB4FD89	92	ZB4FK1443	94	ZB5FAZ902	112
ZB4BW653	45	ZB4FA136	83	ZB4FG0	91	ZB4FK1453	94	ZB5SZ3	78
ZB4BW663	45	ZB4FA141	83	ZB4FG01	91	ZB4FK1463	94	ZBA1	70
ZB4BW7A1715	42	ZB4FA142	83	ZB4FG02	91	ZB4FK1483	94	ZBA131	70
ZB4BW7A1720	42	ZB4FA145	83	ZB4FG03	91	ZB4FK1513	94	ZBA145	70
ZB4BW7A1721	42	ZB4FA16	81	ZB4FG04	91	ZB4FK1533	94	ZBA2	70
ZB4BW7A1724	42	ZB4FA18	81	ZB4FG05	91	ZB4FK1543	94	ZBA232	70
ZB4BW7A3740	42		85	ZB4FG08	91	ZB4FK1553	94	ZBA234	70
ZB4BW7A3741	42	ZB4FA2	81	ZB4FG09	91	ZB4FK1563	94	ZBA245	70
ZB4BW7A9	42	ZB4FA232	83	ZB4FG1	91	ZB4FK1583	94	ZBA2934	70
ZB4BW7L3740	42	ZB4FA233	83	ZB4FG2	91	ZB4FK1713	94	ZBA2935	70
ZB4BW7L3741	42	ZB4FA234	83	ZB4FG3	91	ZB4FK1733	94	ZBA3	70
ZB4BW913	38	ZB4FA235	83	ZB4FG4	91	ZB4FK1743	94	ZBA331	70
ZB4BW933	38	ZB4FA245	83	ZB4FG5	91	ZB4FK1753	94	ZBA333	70
ZB4BW943	38	ZB4FA26	81	ZB4FG6	91	ZB4FK1763	94	ZBA334	70
ZB4BW953	38	ZB4FA3	81	ZB4FG7	91	ZB4FK1783	94	ZBA335	70
ZB4BW963	38	ZB4FA331	83	ZB4FG8	91	ZB4FK1813	94	ZBA336	70
ZB4BW983	38	ZB4FA333	83	ZB4FG9	91	ZB4FK1833	94	ZBA343	70
ZB4BX84	47	ZB4FA334	83	ZB4FH0	87	ZB4FK1843	94	ZBA344	70
ZB4BZ007	78	ZB4FA335	83	ZB4FH01	87	ZB4FK1853	94	ZBA346	70
ZB4BZ0077	78	ZB4FA336	83	ZB4FH013	88	ZB4FK1863	94	ZBA4	70
ZB4BZ009	101	ZB4FA341	83		87	ZB4FK1883	94	ZBA432	70
	104	ZB4FA342	83	ZB4FH02	87	ZB4FL1	82	ZBA434	70
	106	ZB4FA343	83	ZB4FH03	87	ZB4FL2	82	ZBA435	70
ZB4BZ012	78	ZB4FA344	83	ZB4FH033	88	ZB4FL232	83	ZBA5	70
	79	ZB4FA36	81	ZB4FH04	87	ZB4FL233	83	ZBA6	70
	99	ZB4FA38	85	ZB4FH043	88	ZB4FL234	83	ZBA639	70
ZB4BZ021	99	ZB4FA38	81	ZB4FH05	87	ZB4FL235	83	ZBA708	43
ZB4BZ021	79	ZB4FA3M33	81	ZB4FH053	88	ZB4FL3	82	ZBA709	43
ZB4BZ0217	79	ZB4FA4	81	ZB4FH06	87	ZB4FL4	82	ZBA71	43
	99	ZB4FA432	83	ZB4FH063	88	ZB4FL432	83	ZBA710	43
ZB4BZ022	79	ZB4FA433	83	ZB4FH083	88	ZB4FL433	83	ZBA7131	43
	99	ZB4FA434	83	ZB4FH1	87	ZB4FL434	83	ZBA7134	43
	99	ZB4FA435	83			ZB4FL435	83	ZBA7138	43
								ZBA72	43

ZBA7232	43	ZBE204	101	ZBVM1	102	ZBY2364	73	ZBY9W2G330	48
ZBA7235	43	ZBE205	101	ZBVM15	105	ZBY2366	73	ZBY9W2G430	48
ZBA7237	43	ZBE2053	107	ZBY001	107	ZBY2367	73	ZBY9W2G630	48
ZBA73	43	ZBE302	101	ZBY001	101	ZBY2367C0	73	ZBY9W2M101	48
ZBA7331	43	ZBE501	101	ZBY0101	98	ZBY2385	73	ZBY9W2M130	48
ZBA7335	43	ZBE502	101		76	ZBY2H101	72	ZBY9W2M140	48
ZBA74	43	ZBE5023	107	ZBY0102	98	ZBY4100	76	ZBY9W2M230	48
ZBA7432	43	ZBE503	101		76		98	ZBY9W2M330	48
ZBA75	43	ZBE504	101	ZBY0123	72	ZBY4101	72	ZBY9W2M430	48
ZBA76	43	ZBE505	101	ZBY02103	76	ZBY4101C0	72	ZBY9W2M630	48
ZBAF131	96	ZBE701	106	ZBY02126	76	ZBY4H101	72	ZBY9W3B101	48
ZBAF133	96	ZBE7016	106		98	ZBY5100	75	ZBY9W3B130	48
ZBAF136	96	ZBE702	106	ZBY02178	98	ZBY5101	75	ZBY9W3B140	48
ZBAF137	96	ZBE7026	106	ZBY02178	76	ZBY5102	75	ZBY9W3B230	48
ZBAF138	96	ZBG3131A	113	ZBY02185	76	ZBY6101	75	ZBY9W3B330	48
ZBAF141	96	ZBG421E	113		98	ZBY6101C0	75	ZBY9W3B430	48
ZBAF142	96	ZBG455	113	ZBY02304	76	ZBY6102	75	ZBY9W3B501	48
ZBAF145	96	ZBG455P	113		98	ZBY6102C0	75	ZBY9W3B630	48
ZBAF232	96	ZBG458A	113	ZBY1101	77	ZBY6H101	75	ZBYF2101	97
ZBAF233	96	ZBG520E	113		98	ZBY6H102	75	ZBYF2101C0	97
ZBAF234	96	ZBGK	113	ZBY1147	77	ZBY8101	49	ZBYF2103	97
ZBAF235	96	ZBGP	114		98	ZBY8160	49	ZBYF2103C0	97
ZBAF245	96	ZBP0	71	ZBY2101	72	ZBY9101	49	ZBYF2166	97
ZBAF2934	96	ZBP012	71	ZBY2101C0	72	ZBY9101M	51	ZBYF2166C0	97
ZBAF2935	96	ZBP013	71	ZBY2103	72	ZBY9120	49	ZBYF2178	97
ZBAF331	96	ZBP014	71	ZBY2103C0	72	ZBY9121	49	ZBYF2178C0	97
ZBAF333	96	ZBP015	71	ZBY2104	72	ZBY9130M	51	ZBYF2186	97
ZBAF334	96	ZBP016	71	ZBY2104C0	72	ZBY9130T	50	ZBYF2186C0	97
ZBAF335	96	ZBP017	71	ZBY2107	72	ZBY9140M	51	ZBYF2303	97
ZBAF336	96	ZBP0A	71	ZBY2108	72	ZBY9140T	50	ZBYF2303C0	97
ZBAF337	96	ZBPA	71	ZBY2111	72	ZBY9160	49	ZBYF2304	97
ZBAF338	96	ZBSP1	78	ZBY2113	72	ZBY9160M	51	ZBYF2304C0	97
ZBAF341	96	ZBSP2	78	ZBY2114	72	ZBY9220	49	ZBYF2367	97
ZBAF342	96	ZBSP3	78	ZBY2123	72	ZBY9230M	51	ZBYF2367C0	97
ZBAF343	96	ZBV011	71	ZBY2126	72	ZBY9230T	50	ZBYF4101	97
ZBAF344	96	ZBV0113	71	ZBY2130	72	ZBY9260	49	ZBYF4101C0	97
ZBAF432	96	ZBV0113	71	ZBY2131	72	ZBY9260M	51	ZBYF6101	97
ZBAF433	96	ZBV013	71	ZBY2134	72	ZBY9320	49	ZBYF6101C0	97
ZBAF434	96	ZBV0133	71	ZBY2135	72	ZBY9330M	51	ZBYF6102	97
ZBAF435	96	ZBV014	71	ZBY2147	72	ZBY9330T	50	ZBYF6102C0	97
ZBAF639	96	ZBV0143	71	ZBY2164	72	ZBY9360	49	ZBYFP2101	97
ZBD8D1	113	ZBV015	71	ZBY2166	72	ZBY9360M	51	ZBYFP2101C0	97
ZBDA185	113	ZBV0153	71	ZBY2166C0	72	ZBY9420	49	ZBYFP2103	97
ZBDD2	114	ZBV016	71	ZBY2178	72	ZBY9430M	51	ZBYFP2103C0	97
ZBE000	115	ZBV0163	71	ZBY2178C0	72	ZBY9460M	51	ZBYFP2104	97
ZBE101	101	ZBV017	71	ZBY2179	72	ZBY9530M	51	ZBYFP2104C0	97
ZBE1013	107	ZBV18B1	103	ZBY2185	72	ZBY9620	49	ZBYFP2166	97
ZBE1015	104	ZBV18G1	103	ZBY2186	72	ZBY9630M	51	ZBYFP2166C0	97
ZBE1016	101	ZBV18M1	103	ZBY2186C0	72	ZBY9730M	51	ZBYFP2178	97
ZBE10163	107	ZBV5B	103	ZBY2303	73	ZBY9830M	51	ZBYFP2178C0	97
ZBE1016P	101	ZBV6	111	ZBY2303C0	73	ZBY9W101	48	ZBYFP2186	97
ZBE1016P3	107	ZBVB1	102	ZBY2304	72	ZBY9W2B101	48	ZBYFP2186C0	97
ZBE102	101	ZBVB15	105	ZBY2304C0	72	ZBY9W2B130	48	ZBYFP2303	97
ZBE1023	107	ZBVB17	106	ZBY2305	73	ZBY9W2B140	48	ZBYFP2303C0	97
ZBE1025	104	ZBVB37	106	ZBY2306	73	ZBY9W2B230	48	ZBYFP2304	97
ZBE1026	101	ZBVB47	106	ZBY2311	73	ZBY9W2B330	48	ZBYFP2304C0	97
ZBE1026P	101	ZBVB57	106	ZBY2312	73	ZBY9W2B430	48	ZBYFP2367	97
ZBE1026P3	107	ZBVB67	106	ZBY2313	73	ZBY9W2B501	48	ZBYFP2367C0	97
ZBE201	101	ZBVBG1	102	ZBY2314	73	ZBY9W2B630	48	ZBYFP6101	97
ZBE202	101	ZBVG1	102	ZBY2322	73	ZBY9W2G101	48	ZBYFP6101C0	97
ZBE203	101	ZBVG15	105	ZBY2323	73	ZBY9W2G130	48	ZBYLEG101000	115
ZBE2033	107	ZBVG1T	102	ZBY2326	73	ZBY9W2G140	48	ZBYLEG201000	115
		ZBVJ1	102	ZBY2330	73	ZBY9W2G230	48		
		ZBVJ15	105	ZBY2334	73				

ZBYLEG301000	115	ZBZ58	52
ZBYLEG302000	115	ZBZ60	52
ZBYLEG303000	115	ZBZ60	53
ZBYLEG304000	115	ZBZF32	97
ZBYLEG401000	115	ZBZF33	97
ZBYLEG402000	115	ZBZG156	103
ZBYLEG501000	115	ZBZM156	103
ZBYLEG502000	115	ZD4PA103	69
ZBYLEG503000	115	ZD4PA12	69
ZBYLEG504000	115	ZD4PA14	69
ZBYM2101	74	ZD4PA203	69
ZBYM2103	74	ZD4PA22	69
ZBYM2104	74	ZD4PA24	69
ZBYM2166	74		
ZBYM2178	74		
ZBYM2186	74		
ZBYM2303	74		
ZBYM2304	74		
ZBYM2367	74		
ZBYM6101	75		
ZBYP2101	74		
ZBYP2101C0	74		
ZBYP2103	74		
ZBYP2103C0	74		
ZBYP2104	74		
ZBYP2104C0	74		
ZBYP2166	74		
ZBYP2166C0	74		
ZBYP2178	74		
ZBYP2178C0	74		
ZBYP2186	74		
ZBYP2186C0	74		
ZBYP2303	74		
ZBYP2303C0	74		
ZBYP2304	74		
ZBYP2304C0	74		
ZBYP2367	74		
ZBYP2367C0	74		
ZBYP6101	75		
ZBYP6101C0	75		
ZBZ001	101		
	107		
ZBZ003	115		
ZBZ006	106		
ZBZ007	115		
ZBZ010	106		
ZBZ012	106		
ZBZ110	106		
ZBZ1600	50		
ZBZ1602	50		
ZBZ1604	50		
ZBZ1605	50		
ZBZ1606	50		
ZBZ1902	53		
ZBZ2102	52		
ZBZ28	52		
ZBZ32	72		
ZBZ32C0	72		
ZBZ33	75		
ZBZ33C0	75		
ZBZ34	72		
ZBZ35	75		
ZBZ3605	50		

mySchneider, your personalized digital experience

Access an all-in-one customized online experience and benefit from tailored business services, resources, and tools to efficiently support your business operations.

- **Efficiency:** In just a few clicks, find all the information and support you need to get the job done.
- **Simplicity:** Use a single login to access all business services, in one place, available 24/7. You no longer need to log in to multiple platforms.
- **Personalization:** Benefit from content, tools, and business services tailored to your activity, and customize your landing page based on your preferences.

Watch the How-to Videos



Order management

- > [Select Products and Add to Cart](#)
- > [Check for Products' Price and Availability](#)
- > [Order Products with Generic Commercial References](#)



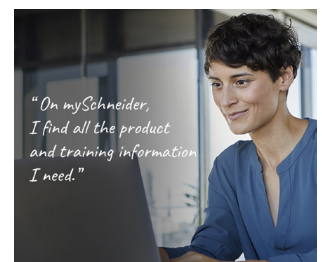
Product information

- > [Find a Product Data Sheet and Related Documents](#)
- > [Select Products and Add to Cart](#)
- > [Stay Up to Date on the Status of My Products](#)



Support

- > [Get Quicker Answers Thanks to Online Support](#)



Training

- > [Access Trainings Dedicated to My Activity](#)

[Create your account](#)

Life Is 

Schneider
Electric

Legal information

The information provided in this Catalog contains description of Schneider Electric products, solutions and services ("Offer") with technical specifications and technical characteristics of the performance of the corresponding Offer.

The content of this document is subject to revision at any time without notice due to continued progress in methodology, design and manufacturing.

To the extent permitted by applicable law, no responsibility or liability is assumed by Schneider Electric and its subsidiaries for any type of damages arising out of or in connection with (i) informational content of this Catalog not conforming with or exceeding the technical specifications, or (ii) any error contained in this Catalog, or (iii) any use, decision, act or omission made or taken on basis of or in reliance on any information contained or referred to in this Catalog.


SCHNEIDER ELECTRIC MAKES NO WARRANTY OR REPRESENTATION OF ANY KIND, WHETHER EXPRESS OR IMPLIED, AS TO WHETHER THIS CATALOG OR ANY INFORMATION CONTAINED THEREIN SUCH AS PRODUCTS AND SERVICES WILL MEET REQUIREMENTS, EXPECTATIONS OR PURPOSE OF ANY PERSON MAKING USE THEREOF.

Schneider Electric brand and any trademarks of Schneider Electric and its subsidiaries referred to in this Catalog are property of Schneider Electric or its subsidiaries. All other brands are trademarks of their respective owners.

This Catalog and its content are protected under applicable copyright laws and provided for informative use only. No part of this Catalog may be reproduced or transmitted in any form or by any means (electronic, mechanical, photocopying, recording, or otherwise), for any purpose, without the prior written permission of Schneider Electric.

Copyright, intellectual, and all other proprietary rights in the content of this Catalog (including but not limited to software, audio, video, text, and photographs) rests with Schneider Electric or its licensors. All rights in such content not expressly granted herein are reserved. No rights of any kind are licensed or assigned or shall otherwise pass to persons accessing this information.

Life Is On



Learn more about our products at
www.se.com

Design: Schneider Electric
Photos: Schneider Electric

Schneider Electric Industries SAS

Head Office
35, rue Joseph Monier - CS 30323
F-92500 Rueil-Malmaison Cedex
France

DIA5ED2121212EN
June 2024 - V17.0