

# KT-BPLED40PS-14-8CSA-VDIM /G2

## BACKLIT LED PANEL LIGHT

### DESCRIPTION

1'x4' LED panel light, 20, 30 and 40W, 120-277V input, 0-10V dimming, Generation 2



### PRODUCT FEATURES

- Aluminum frame featuring stepped edge design detail and gloss white paint for improved aesthetics
- New backlit style design; fits standard T-grid ceilings
- Suitable for recessed or surface mount (with optional accessories)\*
- Construction features precise optical lenses over each individual LED, offering optimal light diffusion and consistent surface illumination, with no risk of yellowing over product lifetime
- Suitable for damp locations
- Powered by Keystone 0-10V dimmable LED driver with built-in junction box
- Compatible with Keystone SmartSafe LED emergency backup
- Over 50% energy savings compared to traditional fluorescent troffers
- Operating temp range -20°C/-4°F to 40°C/104°F
- IC Rated

\* For use in non-fire rated installations only

### PERFORMANCE SPECIFICATIONS

Catalog Number	Input Voltage	Wattage	CCT	Lumen Output	Efficacy	CRI	Power Factor	Lifetime
KT-BPLED40PS-14-8CSA-VDIM /G2*	120-277V	40W	3500K	4,400	110 lm/W	>80	>0.9	50,000 Hours
			4000K	4,600	115 lm/W			
			5000K	4,450	111 lm/W			
		30W	3500K	3,400	111 lm/W			
			4000K	3,600	120 lm/W			
			5000K	3,450	115 lm/W			
		20W	3500K	2,400	111 lm/W			
			4000K	2,600	130 lm/W			
			5000K	2,450	123 lm/W			

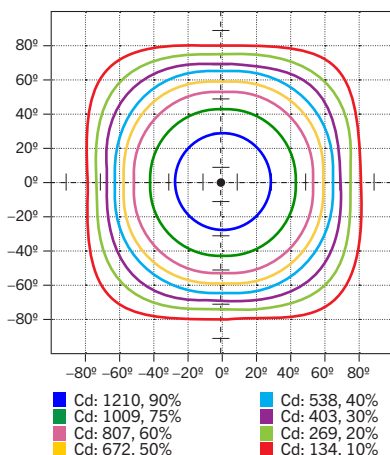
### ONE CATALOG NUMBER WITH 9 DIFFERENT OPTIONS

\* Preset to highest lumen output (40W / 5000K)

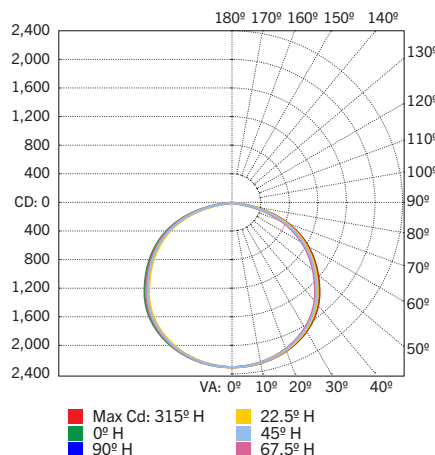
\* Color Uniformity: CCT (Correlated Color Temperature) range as per guidelines outlined in ANSI C78.377-2017.

### PHOTOMETRIC SPECIFICATIONS

#### ISOCANDELA PLOT

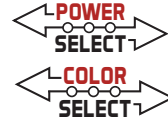


#### POLAR CANDELA DISTRIBUTION



#### ZONAL LUMEN SUMMARY

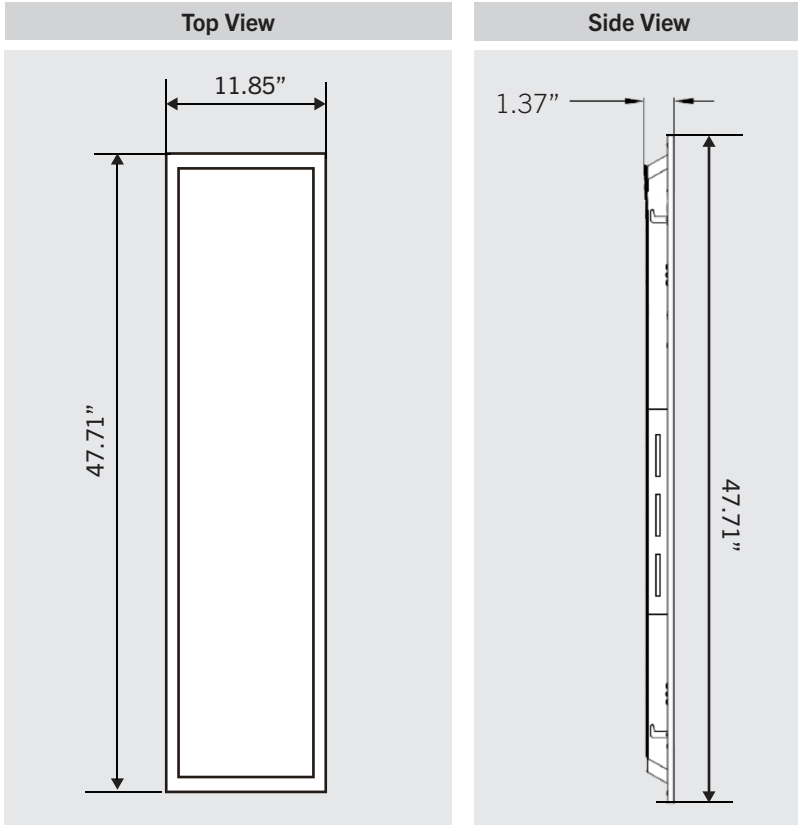
Zone	Lumens	% Luminaire
0-60	3,225.6	77.7%
60-90	920.1	22.2%
0-90	4,145.7	99.9%
90-180	3.9	0.1%
0-180	4,149.6	100%



# KT-BPLED40PS-14-8CSA-VDIM /G2

## BACKLIT LED PANEL LIGHT

### PHYSICAL SPECIFICATIONS



### WEIGHT INFORMATION

1 Piece	1 Carton
6.2 lbs	12.4 lbs

# KT-BPLED40PS-14-8CSA-VDIM /G2

## BACKLIT LED PANEL LIGHT

### ACCESSORIES (continued)

#### SENSORS

Factory-Installable OR Field-Installable (field-installable purchased separately)

✓	SUFFIX*	CATALOG NUMBER	DESCRIPTION	UPC	EASY CODE
	/FC1-PIR	KTSL-FC1-UV-KO-PIR	Bluetooth Mesh Wireless Fixture Controller for SmartLoop System with emote mountable daylight and PIR motion sensor. 120-277V. 3A Max Load with 0-10V Dimming	843654129259	MGZ-59




\* For factory installation of accessory, add suffix to fixture part number (see ordering examples and instructions on last page of spec sheet).

#### CORD SETS

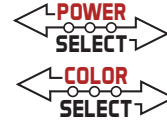
Factory-Installable OR Field-Installable (field-installable purchased separately)

✓	SUFFIX*	CATALOG NUMBER	DESCRIPTION	UPC	EASY CODE
	/515P6	KT-CS-515P-6-18/3	Cord set for high bay; 125V NEMA 5-15P; straight blade plug; 6' SJTOW cable; 18/3 wire	843654140124	UKH-26
	/L715P10	KT-CS-L715P-10-16/3	Cord set for high bays; 277V NEMA L7-15P; twist lock plug; 10' SJTOW cable; 16/3 wire	843654140131	SFV-88
	/L615P10	KT-CS-L615P-10-16/3	Cord set for high bays; 250V NEMA L6-15P; twist lock plug; 10' SJTOW cable; 16/3 wire	843654140148	ZQS-05
	/L515P10	KT-CS-L515P-10-16/3	Cord set for high bays; 125V NEMA L5-15P; twist lock plug; 10' SJTOW cable; 16/3 wire	843654140155	GVH-22
	/L715P6	KT-CS-L715P-6-16/3	Cord set for high bays; 277V NEMA L7-15P; twist lock plug; 6' SJTOW cable; 16/3 wire	843654140162	DVU-44
	/L615P6	KT-CS-L615P-6-16/3	Cord set for high bays; 250V NEMA L6-15P; twist lock plug; 6' SJTOW cable; 16/3 wire	843654140179	LCW-66
	/L515P6	KT-CS-L515P-6-16/3	Cord set for high bays; 125V NEMA L5-15P; twist lock plug; 6' SJTOW cable; 16/3 wire	843654140186	POC-82
	/MC63	KT-MC-NP-6-18/3	MC cable whip for high bays; no plug; inners 1/2" strip on both ends; 6' metal-clad cable; 18/3 wire	843654134505	EYP-82
	/MC65	KT-MC-NP-6-18/5	MC cable whip for high bays; no plug; inners 1/2" strip on both ends; 6' metal-clad cable; 18/5 wire (dimming wires included)	843654134512	CBU-56
	/NP10	KT-CS-NP-10-16/3	Cord for high bays; no plug; inners 1/2" strip on both ends; 10' SJTOW cable; 16/3 wire	843654140193	YOH-90
	/NP6	KT-CS-NP-6-16/3	Cord for high bays; no plug; inners 1/2" strip on both ends; 6' SJTOW cable; 16/3 wire	843654140216	HUB-73
	/NP15	KT-CS-NP-15-16/3	Cord for high bays; no plug; inners 1/2" strip on both ends; 15' SJTOW cable; 16/3 wire	843654140209	EYD-18



\* For factory installation of accessory, add suffix to fixture part number (see ordering examples and instructions on last page of spec sheet).  
 Note: For cord sets not listed here, please contact your Keystone sales rep.

(Accessories continued on next page)



# KT-BPLED40PS-14-8CSA-VDIM /G2

## BACKLIT LED PANEL LIGHT

**ACCESSORIES (continued)**

**EMERGENCY BACKUP**

Factory-Installable OR Field-Installable (field-installable purchased separately)


✓	SUFFIX*	CATALOG NUMBER	DESCRIPTION	UPC	EASY CODE
	/EM5†	KT-EMRG-LED-5C-500-EN /DF	5W, 500 lumen Smart Safe emergency backup with dual flex cables	843654132433	RAR-74
	/EM12†	KT-EMRG-LED-12C-1200-EN /DF	12W, 1200 lumen Smart Safe emergency backup with dual flex cables	890949019900	YCV-23



\* For factory installation of accessory, add suffix to fixture part number (see ordering examples and instructions on last page of spec sheet).  
 † Factory installation of emergency backup units will automatically include any relevant mounting bracket.

Field-Installable / Field-Use ONLY (purchased separately)

CATALOG NUMBER	DESCRIPTION	UPC	EASY CODE
KT-BPLED-EM-14-KIT	Emergency LED backup mounting bracket kit for LED high bay fixtures	843654128054	HHL-04



(Accessories continued on next page)

# KT-BPLED40PS-14-8CSA-VDIM /G2


## BACKLIT LED PANEL LIGHT

**ACCESSORIES** (continued)

**MOUNTS AND BRACKETS**

**Factory-Installable OR Field-Installable** (field-installable purchased separately)


	SUFFIX*	CATALOG NUMBER	DESCRIPTION	UPC	EASY CODE
✓	/JBOX	KT-BPLED-JBOX-1	Larger J-Box add-on for LED Backlit Panels	843654128092	MYW-25

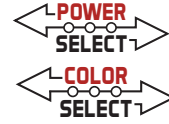


*\* For factory installation of accessory, add suffix to fixture part number (see ordering examples and instructions on last page of spec sheet).*

**Field-Installable / Field-Use ONLY** (purchased separately)

CATALOG NUMBER	DESCRIPTION	UPC	EASY CODE
KT-BPLED-SM-14-KIT /G2	Surface Mount Kit 1x4 Backlit panels	843654134529	GAD-66
KT-BPLED-CABLE-KIT	Aircraft cable hanging kit for LED high bay fixtures	843654133423	JLB-77





# KT-BPLED40PS-14-8CSA-VDIM /G2

## BACKLIT LED PANEL LIGHT

**ORDERING INFORMATION**

CATALOG NUMBER	CARTON QTY.	EASY CODE	UPC	DLC PRODUCT ID
KT-BPLED40PS-14-8CSA-VDIM /G2	2	NBS-33	843654127880	PJ9113UV

**CATALOG NUMBER BREAKDOWN**

# KT-BPLED40PS-14-8CSA-VDIM /G2

- 
- 
- 
- 
- 
- 
- 
- 
- 
- 

- 1** Keystone Technologies
- 2** Backlit Panel Light LED Fixture
- 3** Wattage
- 4** Power Select
- 5** 1' x 4' Nominal Size
- 6** 800 Series
- 7** Color Select
- 8** 3500, 4000 and 5000K Color Temp
- 9** 0-10V Dimming
- 10** Generation 2

**ORDERING EXAMPLES**

FIXTURE WITH MULTIPLE FACTORY-INSTALLED ACCESSORIES\*

**KT-BPLED40PS-14-8CSA-VDIM /G2 /FC1-PIR/L715P6/EM5/JBOX**

FIXTURE WITH MULTIPLE FACTORY-INSTALLED ACCESSORIES\*

**KT-BPLED40PS-14-8CSA-VDIM /G2 /FC1-PIR/EM5/JBOX**

FIXTURE WITH TWO FACTORY-INSTALLED ACCESSORIES\*

**KT-BPLED40PS-14-8CSA-VDIM /G2 /FC1-PIR/L715P6**

FIXTURE WITH SINGLE FACTORY-INSTALLED ACCESSORY

**KT-BPLED40PS-14-8CSA-VDIM /G2 /FC1-PIR**

FIXTURE WITH NO FACTORY-INSTALLED ACCESSORIES

**KT-BPLED40PS-14-8CSA-VDIM /G2**

KEYSTONE FIXTURE	
CATALOG NUMBER	KT-BPLED40PS-14-8CSA-VDIM /G2
SENSORS	
<input checked="" type="checkbox"/> SUFFIX	CATALOG NUMBER
<input checked="" type="checkbox"/> /FC1-PIR	KTSL-FC1-UV-KO-PIR
CORD SETS	
<input checked="" type="checkbox"/> SUFFIX	CATALOG NUMBER
<input checked="" type="checkbox"/> /L715P6	KT-CS-L715P-6-16/3
EMERGENCY BACKUP	
<input checked="" type="checkbox"/> SUFFIX	CATALOG NUMBER
<input checked="" type="checkbox"/> /EM5	KT-EMRG-LED-5C-500-EN /DF
MOUNTS AND BRACKETS	
<input checked="" type="checkbox"/> SUFFIX	CATALOG NUMBER
<input checked="" type="checkbox"/> /JBOX	KT-BPLED-JBOX-1

\* When ordering more than one factory-installed accessory, use multiple suffixes as shown in the ordering examples above.  
 Note: All accessories can also be ordered separately for field installation using just their regular Catalog Number, UPC, or Easy Code.