



Day-Brite/CFI FluxPanel LED gen 2 recessed is a highly versatile luminaire designed to provide smooth lighting gradient on the lens surface and ease of installation. Available for use in recessed, suspended, and surface mount orientation, FluxPanel gen 2 is ideal for general lighting applications such as open office, schools, healthcare, clean rooms, and retail.

Project: _____

Location: _____

Cat.No: _____

Type: _____

Qty: _____

Notes: _____

Ordering guide

Standard configurations available with all choices, unless otherwise noted.
Base configurations selections indicated by blue.

Example: 1FPZ38L840-4-ADS-UNV-DIM-EM06

Family	Lumens (nominal delivered)	Color (CRI / CCT)	Length	Diffuser	Voltage	Driver	Options ²
1FPZ			4				
1FPZ 1ft FluxPanel gen 2	Base config⁴ 38B 3800lm Standard configs 15L 1500lm 30L 3000lm 38L 3800lm 45L 4500lm 50L 5000lm Other lumen packages may be ordered in increments of 100 lumens from 1500lm to 5000lm	835 80 CRI, 3500K 840 80 CRI, 4000K 850 80 CRI, 5000K	4 4ft	DS Diffuse (smooth) ADS Acrylic Diffuse (smooth) A12 Diffuse (Prismatic)	UNV Universal Voltage, 120-277V 120⁵ 120V 277 277V 347 347V	DIM¹ 0-10V dimming SDIM⁶ Step dimming to 30% input power XDIM^{3,6} MarkX phase dimming	F1 3/8" flex, 18 gauge 6'; 3 leads include hot, neutral, ground F2 3/8" flex, 18 gauge 6'; 4 leads include 2 hots, neutral, ground F1/D⁸ 3/8" twin flex, 18 gauge 6' for dimmable luminaires; Flex 1: 3 leads include hot, neutral, ground Flex 2: 2 leads, Dim +/- Dim - F2/5W⁸ 3/8" single flex, 18ga. 6' for dimmable luminaires; 5 leads include hot, neutral, ground, Dim + / Dim - F2/6W⁸ 3/8" single flex, 18ga. 6' for dimmable & EM luminaires; 6 leads include 2 hot, neutral, ground, Dim + / Dim - GLR Fusing, fast blow DSC Quick driver disconnect CHIC Chicago Plenum rated BAC¹³ Meets the requirements of the Buy American Act of 1933 (BAA) ER100^{4,5,11,12} UL924 listed sensor bypass relay, factory installed between driver & sensor EM10^{5,9,15} Bodine 10W battery pack EM06^{5,9,15} Bodine 6W battery pack SWZCSR^{1,4,7,9,10} Remote Interact wireless sensor, with integral daylight & occupancy sensing, advanced grouping with dwell time SWZCS^{1,4,9,10,15} Interact wireless sensor, with integral daylight & occupancy sensing, advanced grouping with dwell time RADIO^{1,4,5,7,9} Interact RF sensor for wireless connectivity only, no sensing

- Integral control options dimmable to 1% via wireless wall switch. Non-controls options are 0-10V dimmable to 1% for Standard configurations and 5% for Base configurations.
- All options only available with Standard configurations.
- XDIM is 120V only.
- Specify DIM driver option only.
- Not available with 347V option.
- XDIM max lumen output 50L: <45L requires ELV dimmer; >45L requires Triac dimmer.
- Not available with surface or suspended accessories.
- Flex with dimming not available with Interact sensors.
- Emergency and Interact options not clean room certified, nor NSF listed.
- Must order IRT9015 Interact commissioning remote with each system order.
- Must be installed in conjunction with a UL1008 device.
- Must be ordered with an integral controls option.
- Failure to properly select the "BAC" suffix could result in you receiving product that is not BAA compliant product with no recourse for an RMA or refund. This BAC designation hereunder does not address (i) the applicability of, or availability of a waiver under, the Trade Agreements Act, or (ii) the "Buy America" domestic content requirements imposed on states, localities, and other non-federal entities as a condition of receiving funds administered by the Department of Transportation or other federal agencies.
- Consult Signify to confirm whether specific accessories are BAA-compliant.
- Specify ADS diffuser for integrated sensor or EM test switch.

Accessories¹⁴ (order separately)

- FMA14FP:** 1'x4' "F" mounting frame for NEMA "F" mounting.
- FSF14:** 1'x4' surface mount field assembly kit (field assembled).
- FPZCH48-1D-SC-UNV:** adjustable cable hanger kit with straight white 18/5 cord for dimming (two-1 powered, 1 non-powered).
- FPZCH48-1D-SC-347:** adjustable cable hanger kit with straight white 18/5 cord for dimming (two-1 powered, 1 non-powered).
- IRT9015:** handheld remote for grouping and configuration (at least one remote required for any SWZCS installation).

1FPZ FluxPanel

Recessed 1x4 at up to 5000 lumens

Application

- Base configurations are 1 9/16". Standard configurations are 3". Dimensions stated for overall depth, including driver box.
- Even distribution of light on the lens provides exceptionally low glare gradient minimizing distractions at the ceiling plane.
- General light distribution creates uniform horizontal and vertical illuminance on the work plane and limits scalloping on the walls.
- Excellent consistency of correlated color temperature (CCT) per ANSI C78.377.
- CRI 80 minimum color rendering with balanced spectrum.
- Designed for use with standard Grid (NEMA "G") or Narrow Grid (NEMA "NFG") ceiling T-bars. Drywall or plaster application require use with the FMA14FP "F" mounting frame accessory (sold and shipped separately).
- Accessory field install kits available for surface (FSF14) and suspended (FPZCH48) mounting.

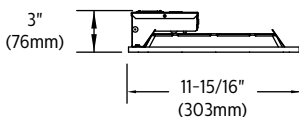
Enclosure

- Diffuser provides visual comfort and high efficiency.
- Flat opal lens is easy to clean and provides a uniform aesthetic on the ceiling plane.
- Tight enclosure assembly impedes ingress of dust and insects.

Energy data

Luminaire	Catalog	Input Power	Efficacy	DLC
1x4 Standard	1FPZ15L840	12	124	Premium
	1FPZ30L840	25	122	Standard
	1FPZ38L840	30	126	Premium
	1FPZ45L840	38	121	Standard
	1FPZ50L840	42	120	Standard
1x4 Base	1FPZ38B840	30	110	Standard

Dimensions



Note: Base configurations are 1-9/16" deep. Standard configurations are 3" deep.

Emergency driver box shown is 20.5" (521mm) long.

Standard non-EM driver box is 10.5" (267mm) long.

Electrical

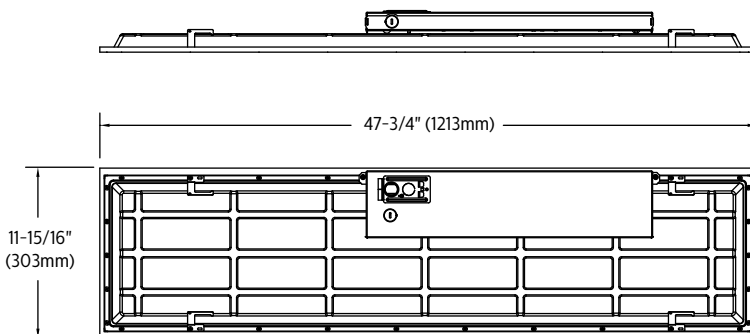
- Up to 125 lm/W efficacy.
- High efficiency Advance driver featuring high power factor (>0.90), 120-277V 60/50Hz, and less than 15% THD.
- Minimum start temperature -20°C (-4°F).
- Standard configurations are 0-10V dimming to 1%. Base configurations are to 5%.
- To predict lumen output in emergency mode, multiply emergency pack wattage by luminaire efficacy, then by 1.10. Typical lumen output is 1200lm for BSL10LST, and 850lm for BSL6LST.
- Electromagnetic interference (EMI) compliant to FCC Title 47 Part 15 class A.
- Flicker and stroboscopic effect compliant to NEMA 77-2017.
- TM-21 predicted L70 lumen maintenance up to 90,000 hours per LED manufacturer LM-80 report.
- cULus (Base) or cETLus (Standard) listed to UL and CSA standards, suitable for damp locations.
- Rated for NSF/ANSI 2 - Light fixture for Non Food Zone. Not intended for use in wet location nor hose down applications.
- Rated for clean room use - meets ISO14644-1 Class 5-9 (equivalent to Federal Standard No. 209E Class 100-100,000)
- Base and Standard configurations are IC rated.
- FluxPanel luminaires are Designlights Consortium® Standard qualified. Please see the DLC QPL list for exact catalog numbers (www.designlights.org/QPL).

Construction/Finish

- Die formed galvanized steel housing.
- Extruded aluminum frame post painted with gloss white enamel finish. Corners are precision welded for seamless aesthetic.
- Emergency options available with factory installed battery pack.
- Die formed driver box with standard access plate for ease of wiring, provides tool-free access to driver(s) from above.
- Back lit LED arrays with optics provide highly efficient and unpixelated transfer of light to the diffuser.
- Integral clips accommodate definitive attachment to T-bar grid for recessed applications.
- Die formed surface box accessory kit post painted gloss white enamel.

General Notes

- All options factory installed.
- All accessories are field installed.
- Many luminaire components, such as reflectors, refractors, lenses, sockets, lampholders, and LEDs are made from various types of plastics which can be adversely affected by airborne contaminants. If sulfur based chemicals, petroleum based products, cleaning solutions, or other contaminants are expected in the intended area of use, consult factory for compatibility.
- Five year limited luminaire warranty includes LED boards and driver. Visit www.signify.com/warranties for complete warranty information.



1FPZ FluxPanel

Recessed 1x4 at up to 5000 lumens

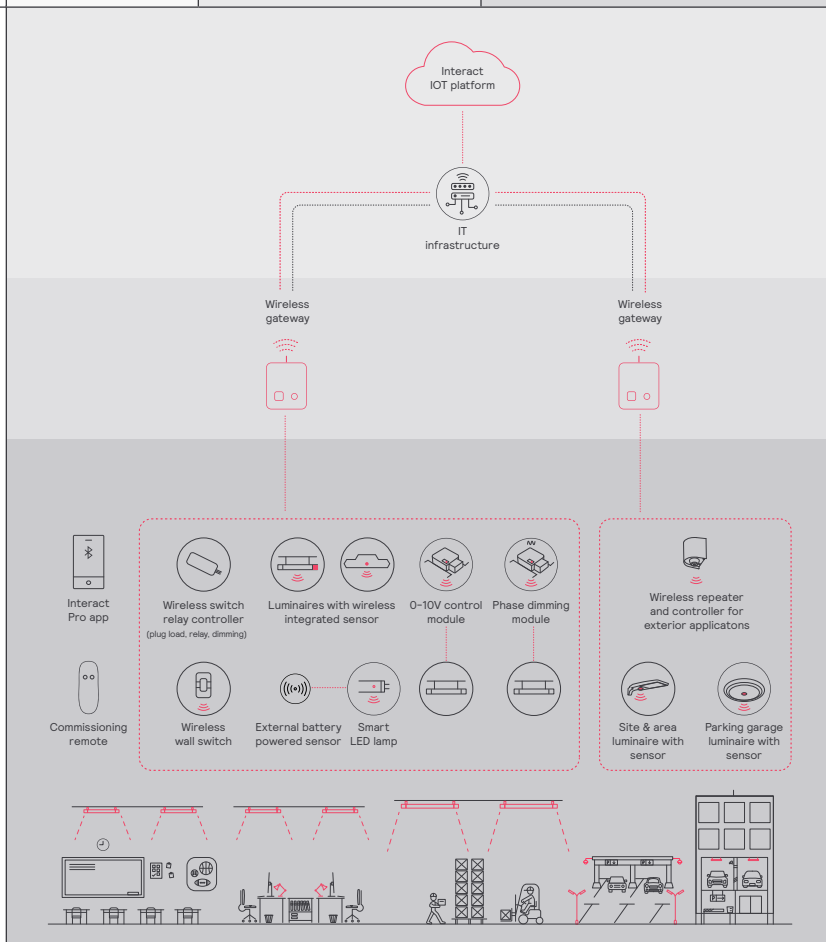
interact

	Standalone	Gateway	Gateway + IoT
Dimming, grouping, and zoning	✓	✓	✓
Bluetooth and ZigBee enabled	✓	✓	✓
Motion sensing and daylight harvesting	✓	✓	✓
Integration with 0-10V and phase dimming fixtures	✓	✓	✓
Code compliance	✓	✓	✓
Granular dimming and dwell time	✓	✓	✓
Correlated color temperature (CCT) tuning by switch	New	✓	✓
Support for sensor-based Tunable White luminaires	New	✓	✓
Energy reporting and monitoring		✓	✓
Scheduling		✓	✓
Demand response		✓	✓
BMS integration (BACnet)			✓
Floor plan visualization			✓
IoT sensors for wellness			✓
IoT Apps for productivity			✓

Currently supported maximum system size

To be able to design the lighting system correctly for the customer, it is important to know the prime characteristics of the system, its possibilities and limitations.

System level	
Total number of gateways	Unlimited
Total number of devices	200 per network
• Luminaires with integrated sensors	150
• Smart TLEDs	150
• Zones + groups	64
Total number of ZGP devices (sensors and switches)	50
• Sensors	30
• Switches	50
Group level	
Recommended number of lights	40 (maximum 150)
Number of ZGP devices	5
Number of scenes	16



1FPZ FluxPanel

Recessed 1x4 at up to 5000 lumens

Wireless controls options

Interact – a scalable sensor

- SWZCS standalone mode or in a cloud connected mode if a compatible gateway is used.
- The sensor works in the Foundation mode (similar to SpaceWise) when configured without a gateway or in an Interact Pro Advanced or Enterprise mode if a compatible gateway is used.
- Interact includes an App, a portal and a broad portfolio of wireless luminaires, lamps and retrofit kits all working on the same system.
- Startup is implemented via Interact Pro App (Android or iPhone) & Bluetooth connectivity. The App provides flexibility to choose between a gateway or non gateway mode for setup.
- Setup with the gateway requires wired internet access to the gateway. It is possible to add a gateway at a later point.
- Prepare project configuration steps remotely and use IRT9015 remote onsite to identify and group devices together.
 - Compatible with:
 - UID8465 wireless dimmer switch
 - SWS200 wireless scene switch
 - Battery powered IP42 presence sensor OCC sensor IA CM WH 10/1
 - Battery powered IP42 presence & daylight sensor OCC-DL sensor IA CM IP42 WH
 - Battery powered IP65 presence sensor OCC sensor IA CM IP65 WH
 - Battery powered IP65 presence & daylight sensor OCC-DL sensor IA CM IP65 WH
- For more information on Interact Pro visit: www.interact-lighting.com/interactproscalablesystem

Radio only sensor (RADIO)

- Integral RADIO only sensor simply enables wireless mesh connectivity to the luminaire without any occupancy or daylight sensing.
- Ideal for applications where sensing functionality is managed by other Interact devices and the luminaire only needs to have wireless connectivity.
- Interact Pro includes an App, a portal and a broad portfolio of wireless luminaires, lamps and retrofit kits all working on the same system.
- Startup is implemented via Interact Pro App (Android or iPhone) & Bluetooth connectivity. The App provides flexibility to choose between a gateway or non-gateway mode for setup.
- Setup with the gateway requires wired internet access to the gateway. It is possible to add a gateway at a later point.
- Prepare project configuration steps remotely, identify and group devices together onsite.
- Compatible with UID8451/10 wireless dimmer switch, SWS200 wireless scene switch, wireless Occ sensor (OCC SENSOR IA CM IP42 WH 10/1) and wireless Day/Occ sensor (OCC MULTI SENSOR IA CM WH 10/1).
- For more information on Interact Pro visit: www.interact-lighting.com/interactproscalablesystem

SpaceWise DT (SWZDT)

- Standalone daylight and occupancy sensing with advanced grouping, wireless mesh networking and dwell time.
- Commissioning via compatible Android phone and Philips Field App
- Dimming via compatible Zigbee wireless wall switch only (see link below for details)
- Register for the commissioning app at <http://registration.componentcloud.philips.com/appregistration/>
- Integral sensing options may not be combined
- For more information including recommended switches, refer to the following: –
SWZDT – www.usa.lighting.philips.com/systems/lighting-systems/spacewise

Emergency Options (ER100)

- Power Sensing (Factory default) – Recommended UL924 option requires unswitched power sense line, absence of voltage on the normal circuit triggers luminaire to 100% output
- Power Interruption Detection (Field option) – Detects AC power interruption >30ms triggers 90 minute emergency mode with luminaire at 100% output

Interact supported sensor option codes across Genlyte product lines

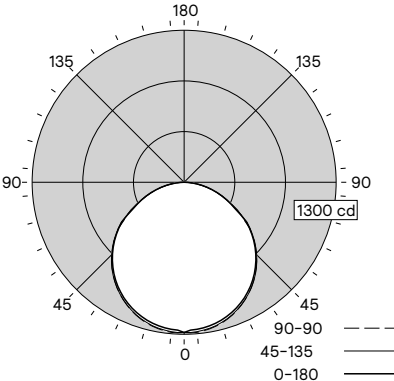
	Evokit	Day-Brite	Ledalite	Lightolier
ZigBee + Bluetooth + Sensing	SWZCS	SWZCS	CS	SBA accessory (external)
ZigBee + Bluetooth	RADIO	RADIO	RA	RA
ZigBee + Bluetooth + Sensing + Environmental data	IAOSB	IAOSB	SB	SB
ZigBee + Highbay + Sensing	–	SWZCSH	–	–

1FPZ FluxPanel

Recessed 1x4 at up to 5000 lumens

1FPZ38L835-4-DS-UNV-DIM

Luminaire Lumens	3725
Luminaire Efficacy Rating (LER)	123
Total Luminaire Watts	30.2
Spacing Criterion (0-180)	1.26



Candela Distribution						Flux
	0	22.5	45	67.5	90	Lumens
0	1284	1284	1284	1284	1284	
5	1262	1282	1288	1282	1262	122
15	1222	1241	1246	1241	1222	350
25	1141	1158	1159	1158	1141	532
35	1022	1035	1035	1035	1022	646
45	866	877	875	877	866	674
55	682	689	685	689	682	610
65	444	447	453	447	444	446
75	249	248	248	248	249	263
85	71	69	76	69	71	82
90	5	10	30	10	5	

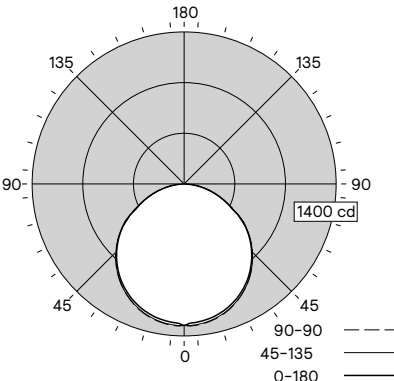
Zonal Lumen Summary			
Zone	Lumens	%Fixture	%Lamp
0-30	1003	26.9%	26.9%
0-40	1649	44.3%	44.3%
0-60	2933	78.7%	78.7%
0-90	3723	100.0%	100.0%
0-180	3725	100.0%	100.0%

Avg. Luminance (cd/m²)			
	0	90	180
0	4616	4616	4616
5	4553	4647	4553
15	4545	4635	4545
25	4524	4595	4524
35	4482	4540	4482
45	4401	4447	4401
55	4271	4291	4271
65	3776	3848	3776
75	3455	3442	3455
85	2915	3113	2915

Coefficients of Utilization %													
Pc ---		80				70				50			0
Pw ---		70	50	30	10	70	50	30	50	30	10	0	
RCR	0	119	119	119	119	116	116	116	111	111	111	100	
	1	109	104	99	95	106	101	97	97	94	91	83	
	2	99	90	83	78	96	88	82	85	79	75	69	
	3	90	79	71	64	87	78	70	75	68	63	58	
	4	82	70	61	54	80	69	60	66	59	53	50	
	5	76	63	54	47	73	61	53	59	52	46	43	
	6	70	56	47	41	68	55	47	54	46	40	37	
	7	65	51	42	36	63	50	42	49	41	36	33	
	8	60	47	38	32	59	46	38	44	37	32	29	
	9	56	43	34	29	55	42	34	41	34	29	26	
	10	53	39	31	26	51	39	31	38	31	26	24	

1FPZ38L840-4-DS-UNV-DIM

Luminaire Lumens	3782
Luminaire Efficacy Rating (LER)	126
Total Luminaire Watts	30.0
Spacing Criterion (0-180)	1.26



Candela Distribution						Flux
	0	22.5	45	67.5	90	Lumens
0	1304	1304	1304	1304	1304	
5	1280	1302	1307	1302	1280	124
15	1239	1260	1265	1260	1239	355
25	1157	1175	1177	1175	1157	540
35	1036	1051	1051	1051	1036	655
45	879	891	888	891	879	684
55	692	699	696	699	692	620
65	451	453	459	453	451	453
75	253	252	251	252	253	266
85	72	70	77	70	72	83
90	5	10	29	10	5	

Zonal Lumen Summary			
Zone	Lumens	%Fixture	%Lamp
0-30	1019	26.9%	26.9%
0-40	1674	44.3%	44.3%
0-60	2978	78.7%	78.7%
0-90	3781	100.0%	100.0%
0-180	3782	100.0%	100.0%

Avg. Luminance (cd/m²)			
	0	90	180
0	4685	4685	4685
5	4617	4716	4617
15	4608	4706	4608
25	4589	4666	4589
35	4546	4609	4546
45	4468	4515	4468
55	4333	4361	4333
65	3833	3899	3833
75	3509	3488	3509
85	2969	3154	2969

Coefficients of Utilization %												
Pc ---	80					70			50			0
Pw ---	70	50	30	10	70	50	30	50	30	10	0	
RCR	0	119	119	119	119	116	116	116	111	111	111	100
	1	109	104	99	95	106	101	97	97	94	91	83
	2	99	90	83	78	96	88	82	85	79	75	69
	3	90	79	71	64	87	78	70	75	68	63	58
	4	82	70	61	54	80	69	60	66	59	53	50
	5	76	63	53	47	73	61	53	59	52	46	43
	6	70	56	47	41	68	55	47	54	46	40	37
	7	65	51	42	36	63	50	42	49	41	36	33
	8	60	47	38	32	59	46	38	44	37	32	29
	9	56	43	34	29	55	42	34	41	34	29	26
	10	53	39	31	26	51	39	31	38	31	26	24



© 2025 Signify Holding. All rights reserved. The information provided herein is subject to change, without notice. Signify does not give any representation or warranty as to the accuracy or completeness of the information included herein and shall not be liable for any action in reliance thereon. The information presented in this document is not intended as any commercial offer and does not form part of any quotation or contract, unless otherwise agreed by Signify.

Signify North America Corporation
400 Crossing Blvd, Suite 600
Bridgewater, NJ 08807
Telephone: 800-555-0050

Signify Canada Ltd.
281 Hillmount Road,
Markham, ON, Canada L6C 2S3
Telephone: 800-668-9008

All trademarks are owned by Signify Holding or their respective owners.