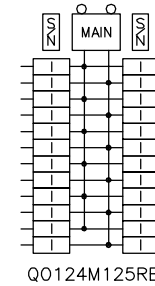
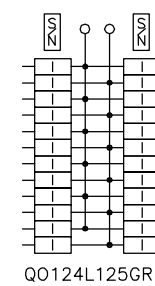
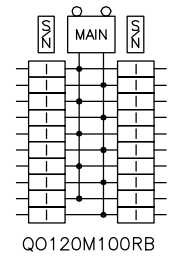
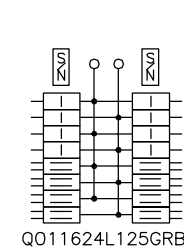
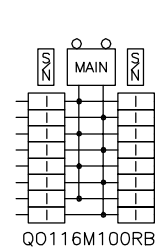


KNOCKOUTS							
SYMBOL	A	B	C	D	E	F	G
IN	.50	.75	1.00	1.25	1.50	2.00	2.50
MM	13	19	25	32	38	51	64



DUAL DIMENSIONS: INCHES  
MILLIMETERS

CATALOG NUMBER	MAXIMUM SYSTEM VOLTAGE	MAINS AMPERE RATING	SPACES	MAXIMUM NUMBER OF SINGLE POLE CIRCUITS	MAIN WIRE SIZE AWG AL/CU
QO11624L125GRB	120/240VAC 1Ø 3W	125	16	24	#4-2/0
QO116M100RB		100	16	16	#4-1
QO120M100RB		100	20	20	#4-1
QO124L125GRB		125	24	24	#4-2/0
QO124M125RB		125	24	24	#4-2/0

NOTES:  
 FINISH - GRAY BAKED ENAMEL ELECTRODEPOSITED OVER CLEANED PHOSPHATIZED STEEL.  
 UL LISTED - FILE E-6294  
 NEUTRALS - INSULATED GROUNDABLE.  
 LOAD CENTERS WITH "G" IN CATALOG NUMBER INCLUDE A FIELD INSTALLABLE EQUIPMENT GROUND BAR KIT.  
 WHEN MOUNTING THESE LOAD CENTERS, ALLOW 1.25 INCHES OF CLEARANCE ON HINGED SIDE FOR THE DOOR TO OPEN.

QO LOAD CENTERS  
 RAINPROOF NEMA TYPE 3R ENCLOSURE  
 SIDE HINGED  
 OUTDOOR



DWG# 3016  
 NO.