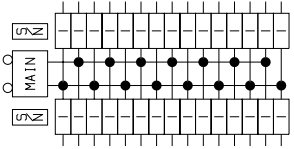
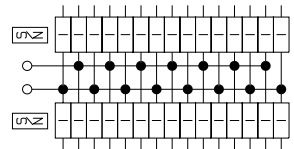


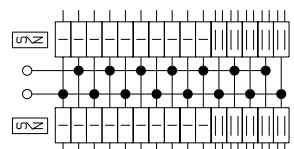
KNOCKOUTS							
SYMBOL	A	B	C	D	E	F	G
IN	.50	.75	1.00	1.25	1.50	2.00	2.50
MM	13	19	25	32	38	51	64



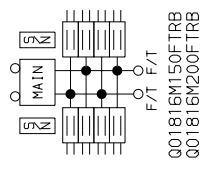
00130M150RB
00130M200RB



00130L150GRB
00130L200GRB



0013040L200GRB



001816M150FTRB
001816M200FTRB

DUAL DIMENSIONS: INCHES
MILLIMETERS

CATALOG NUMBER	MAXIMUM SYSTEM VOLTAGE	MAINS AMPERE RATING	SPACES	MAXIMUM NUMBER OF SINGLE POLE CIRCUITS	MAIN WIRE SIZE AWG AL/CU
0013040L200GRB	120/240VAC 1Ø 3W	200	30	40	#4-250
00130L200GRB		200		30	
00130L150GRB	120/240VAC 1Ø 3W	150	30	30	#4-250
00130M150RB		200		30	
00130M200RB		150		8	
001816M150FTRB		200		8	

00 LOAD CENTERS
RAINPROOF NEMA TYPE 3R ENCLOSURE
SIDE HINGED
OUTDOOR

SQUARE D COMPANY

DMG. NO. **3014**

NOTES:
FINISH - GRAY BAKED ENAMEL ELECTRODEPOSITED OVER CLEANED PHOSPHATIZED STEEL.
UL LISTED - FILE E-6294
NEUTRALS - INSULATED, GROUNDED.
LOAD CENTERS WITH "G" IN CATALOG NUMBER INCLUDE A FIELD INSTALLABLE EQUIPMENT GROUND BAR KIT.
WHEN MOUNTING THESE LOAD CENTERS, ALLOW 1.25 INCHES OF CLEARANCE ON HINGED SIDE FOR THE DOOR TO OPEN