

CHANCE Anchor Installation Tools

Product Feature & Selection Guide



CHANCE[®]

www.HPSdelivers.com/Anchors



CHANCE® Anchors were the first to be used in the utility industry and today are an international leader in earth anchoring, guying utility and communication poles and providing foundations for towers and heavy equipment.

Engineered for dependability and long-term stability, Hubbell manufactures these products featuring exclusive anchoring techniques, tools, designs and sizes which improve the efficiency and durability of electrical and communication structures.

As digger derrick trucks continue to get bigger with larger more powerful digger motors, CHANCE anchor tools are the only tools available that can safely install anchors rated at up to 15,000 ft-lbs of torque.

Ensure your crews are ready to properly and safely install anchors by selecting CHANCE anchors and installation tooling.

2

Trust the tools from the company who gives you:


3

- Free access to HeliCAP® design software for engineering anchors and foundations with predictable capacity
- Engineering support for product training
- Field installation advice
- Anchoring seminars with classroom, test lab and field installation and testing.
- Free application-specific product recommendations
- A broad library of anchoring resources, both online and in print, including The Encyclopedia of Anchoring.
- The CHANCE Digital Torque Indicator, which lets you install screw anchors to a pre-determined torque value, giving a positive indication of anchor holding capacity in any soil type.



Anchor Installation Tools

CHANCE anchor tooling comes in two sizes to allow you to right-size installation tools for your truck and application. Standard Tooling has a installation torque rating of 10,000 ft-lb. of torque. CHANCE Tough One® tooling has an installation torque rating of 15,000 ft. lb.



KELLY BAR ADAPTER

Part No.	Torque Rating	Kelly Bar Shape	Kelly Bar Size	Bolt Circle Diameter
630013	10,000	Hex	2"	5 1/4"
630011HD	10,000	Hex	2 1/2"	5 1/4"
630012HD	10,000	Hex	2 5/8"	5 1/4"
C3030936	15,000	Hex	2 1/2"	7 5/8"
C3030937	15,000	Hex	2 5/8"	7 5/8"
C3030940	15,000	Hex	3"	7 5/8"
C3030955	15,000	Square	2 1/2"	7 5/8"
C3030958	15,000	Square	3"	7 5/8"
C3031571	15,000	Square	3 1/2"	7 5/8"

TORQUE INDICATOR

Optional but recommended
Part No. C3031836

LOCKING DOG

Part No.	Torque Rating	Description	Bolt Circle Diameter
C3030069HD	10,000	Complete Assembly	5 1/4"
C3030070	10,000	Replacement Kit	5 1/4"
P1300007P	10,000	Replacement Ring	5 1/4"
C3030981	15,000	Complete Assembly	7 5/8"
C3031026	15,000	Replacement Kit	7 5/8"

DRIVE WRENCH

Part No.	Torque Rating	Length (ft)	Color Code	Locking Dog
C1021583	10,000	7	Orange	C3030069HD
C1021595	10,000	3 1/2	Orange	C3030069HD
C3031064	10,000	7	Yellow	C3030069HD
C3031063	10,000	3 1/2	Yellow	C3030069HD
C3030983	15,000	7	Red	C3030981
C3030982	15,000	3 1/2	Red	C3030981

PISA® ROD

ANCHOR

4


Search any catalog number or product name on www.hubbellpowersystems.com for complete details, instructions, and ordering information.

How to Match Anchors and Installing Wrenches



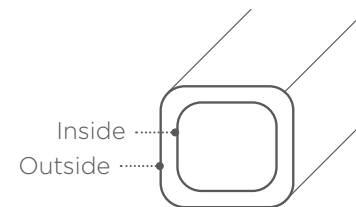
PISA® 6 Anchor	PISA® 7 Anchor	Standard-Strength PISA® Anchor	Mid-Strength PISA® Anchor	C102-52XX Series Tough One® Anchor Small Hub	C102-52XX Series Tough One® Anchor Small Hub	C102-50XX Series Tough One® Anchor Large Hub	C102-50XX Series Tough One® Anchor Large Hub
6,000	7,000	4,000	6,000	8,000	10,000	10,000	15,000

Installing Wrench Catalog Number	Length (ft)	Maximum Installing Torque Rating (ft-lb)	Outside Dimension (in)		Inside Dimension (in)		Fits Locking Dog Assembly
C1021583	7	10,000	2.16		1.46		C3030069HD
C1021595	3½	10,000	2.16		1.46		C3030069HD
C3031064	7	10,000	Top 2.16	Bot 2.44	Top 1.46	Bot 1.54	C3030069HD
C3031063	3½	10,000	Top 2.16	Bot 2.44	Top 1.46	Bot 1.54	C3030069HD
C3030983	7	15,000	2.44		1.54		C3030981
C3030982	3½	15,000	2.44		1.54		C3030981



Installing wrenches are color coded based on their dimensions and torque rating for easy identification in the field.

Inside and outside dimensions correspond to the color coded end of installing wrench.





CHANCE®

HUBBELL / CHANCE
CENTRALIA, MISSOURI USA
210 North Allen Street
Centralia, MO 65240

©Copyright 2023 Hubbell Incorporated.
Because Hubbell has a policy of
continuous product improvement, we
reserve the right to change design and
specifications without notice.

Printed in the U.S.A. | BR_06_167_E