



Circuit-Lock® Motor Disconnects

Safety first for every environment and application



CIRCUIT-LOCK® MOTOR DISCONNECTS

Your disconnecting solution

Matching performance, preference, and cost for every application

Hubbell Wiring Device-Kellems disconnecting solutions meet or exceed code and safety requirements for endless applications. Our products provide reliable performance in harsh environments, enhancing productivity and reducing your ownership costs. One of the most complete lines of motor disconnects in the industry ranges from 30A to 200A with various levels of water ingress.

The National Electric Code (NEC) 430.102(B) requires disconnecting means within line of sight from the motor and driven equipment. Our products enable safe control, power disconnection, and provide lockout/tagout functionality for OSHA compliance to protect employees. To control motor loads, safely terminate power or isolate equipment, we have your motor disconnect solution.

Nonmetallic Labelless Switched Disconnect Enclosures

- Rounded slope top supports best practices in hygienic design by shedding water, dirt and debris (tope feed versions also available)
- IP69k and UL Type 4X,12 water ingress protection
- Constructed from corrosion- and impact-resistant, UV stabilized, engineered thermoplastic
- Certified by NSF for hygiene in food processing applications
- Highly visible red handles which meets OSHA Lockout/Tagout requirements accepts padlocks, hasps and cable lockouts
- Product ratings are permanently laser-mark will not wash off
- Truly captive screws prevent lost screws
- Adjustable mounting feet are 40% stronger and have identical mounting pattern as the legacy design
- 3 auxiliary contact and 4th pole solutions
- Ample gutter space for ease of installation



INSIGHT™

LED Indicators for Enhanced Diagnostics

- Innovative inTOUCH installation only requires termination of a single ground wire making it virtually labor free
- Improves personnel safety by visually providing critical information, such as a welded contact or dropped phase prior to removing the enclosure cover



Six highly visible LEDs provide secondary means of visual confirmation of make/break on all phases




Spring-loaded brass pins on the backside of the cover automatically terminate when the cover is attached.

Stainless Steel Labelless Switched Disconnect Enclosures

NEC section 430.102(B) requires each motor controller to have a disconnect within line of sight from the motor and driven equipment. Circuit-Lock Disconnect Switches are UL Listed as a manual motor controller and also “suitable as a motor disconnect” to meet these code requirements.

- Formed in nonporous 304 stainless steel
- IP69k and Type 4X,12K water ingress protection
- Certified by NSF for hygiene in food processing applications
- Fixed offset 1/4 inch mounting feet meet NEC airspace requirements for metal enclosures
- Highly visible red handles meet OSHA Lockout/Tagout requirements and accept picklocks, hasps, and cable lockouts
- Product ratings are permanently laser-mark will not wash off
- Cover cannot be removed with switch in the “ON” position
- Accepts up to 2 auxiliary contacts



Best practices in hygienic design call for stainless steel where possible and minimal horizontal surfaces to assist with getting and keeping it clean.




Features



LED indicators

- Six highly visible integral phase identification LEDs provide secondary means of visual confirmation of make/break




Housing Design

- Sloped top design sheds water and debris
- Fully shrouded handle prevents damage to the handle
- Captive screws prevent lost screws



Jog Switch

- Cost savings by utilizing existing space in the motor disconnect enclosure reducing parts and labor costs
- Convenience by having point of use control circuit to PLC within line of sight of the motor
- Added safety by allowing maintenance personnel the functionality to “Try Out” after Lockout/Tagout



Labor Savings

- 15° sloped top version available pre-drilled with 3/4” stainless steel hubs for bottom feed applications
- Ample gutter space for hassle free installation

Disconnect Switches

MotorQuick switches significantly reduce the time it takes to replace motors by combining the plug-and-play technology of the LINKOSITY® power system with the versatility of Circuit-Lock® motor disconnect switches.

- NEMA 1 and Type 4X versions
- Plug and play design allows for faster installations
- Reduces motor change-out time by more than 65%, providing productivity and bottom-line savings
- Crush and impact resistant MC cables
- Features high visibility lockable handles to meet OSHA Lockout/Tagout regulations

Drastically reduces total cost of ownership by minimizing downtime of critical motors. Reduce motor change-out time by more than 65%!



MotorQuick Cost of Ownership Analysis

Traditional Motor Changeout

Catalog Number	Total Material Cost	Labor Cost/Hr	Downtime	Total Labor Cost	Downtime Cost/hr	Total Downtime Cost	Total Cost
HBL1389D	\$299.00	\$53.00	1 hour	\$53.00	\$750.00	\$750.00	\$1102.00
HBLDS3	\$411.00	\$53.00	1 hour	\$53.00	\$750.00	\$750.00	\$1214.00

MotorQuick® Motor Changeout

Catalog Number	Total Material Cost	Labor Cost/ Hr	Downtime	Total Labor Cost	Downtime Cost/hr	Total Downtime Cost	Total Cost	Total Savings
HBL1389MQ*	\$299.00	\$53.00	20 min.	\$17.67	\$750.00	\$250.00	\$566.67	\$342.33
HBLDS3MQ*	\$411.00	\$53.00	20 min.	\$17.67	\$750.00	\$250.00	\$678.67	\$309.33

*MotorQuick catalog numbers are based on the average cost of the various designs.

Even More Motor Disconnecting Solutions

Our motor disconnecting line is the most robust in the industry with solutions ranging from 30A to 200A, and even includes hazardous location versions. Engineered to ensure maximum reliability and performance, Circuit-Lock® motor controllers meet or exceed all industry requirements, showcasing our commitment to safety, reliability and innovation.

Manual Motor Disconnects

- 30A motor controllers “suitable as a motor disconnect”
- 30A new compact design allows for easy installation in a FD box with #10AWG
- Industry leading HP and SCCR ratings
- Available factory installed in enclosures with various environmental ratings



CIRCUIT-LOCK®

200A Disconnect Switches

- UL 98 Rated switch
- Available in nonmetallic and stainless steel versions
- UL Listed Type 4X, 12 enclosure
- Accepts up to 2 auxiliary contacts
- Highly visible red rotary handle is compliant with OSHA Lockout/Tagout
- Cover cannot be removed with switch in the “ON” position
- 200kA SCCR rating when protected by a Class “J” fuse



UNFUSED

Hazardous Location Disconnect Switches

- Compact size provides application flexibility and cost savings
- Fewer cover bolts reduces installation and maintenance time
- UL 98 Certified switch
- High visibility handles meet OSHA Lockout/Tagout regulations
- Constructed from copper-free aluminum with a polyester/epoxy finish to prevent corrosion
- Suitable for use in outdoor or indoor damp, wet, and dirty locations with frequent wash-downs, heavy rain, or water spray



Mechanical Interlocks

Hubbell makes a variety of mechanical interlocks to support safety practices in variety of applications. The Twist-Lock® and pin and sleeve product offering ranges from 20A to 100A, with environmental ratings from IP66 to 4X in addition to fused, unfused, and hazardous location versions.

- Mechanically interlocked to prevent mating and breaking under load
- Switch cannot be turned “ON” unless the plug is properly inserted and locked, and the plug cannot be removed until the switch is turned “OFF”
- High-visibility red handle can be locked in the OFF position as a method of compliance with OSHA Lockout/Tagout requirements

TWIST-LOCK

Switched Safety Enclosures

- Switched enclosures sold separately from receptacle for custom electrical configurations
- Plug and switch are interlocked for superior safety
- Up to IP67 Water ingress protection
- Type 4X rated system with and without the shrouded watertight plug inserted
- Horsepower rated switch
- Enclosure is designed for top, bottom or back feed options


CIRCUIT-LOCK®

Pin and Sleeve Mechanical Interlocks

- Available in both IEC and UL1686-C1 Insulgrip® styles
- Plug and switch are interlocked for superior safety
- Up to IP67 Water ingress protection
- IEC reverse service units available for safely connecting generators
- Fused disconnects accept Class “J” fuses

Hazardous Location Mechanical Interlocks

- UL508 Certified switch
- Plug and switch are interlocked for superior safety
- Up to IP67 Water ingress protection
- UL1686 C1 Listed and fully interchangeable with other UL1686 C1 devices
- Compact size and footprint for easy placement
- NEMA 4X with receptacle lid turned shut or with plug locking ring tightened
- Switch features a copper-free aluminum construction with epoxy finish



Ordering Information

Circuit-Lock® Switched Disconnect Enclosures†

Nonmetallic Sloped Top			
Description	30 Amp	60 Amp	100 Amp
Disconnect switch	HBLDS30	HBLDS60	HBLDS100
Disconnect switch with HBLAC1 auxiliary contact	HBLDS30AC	HBLDS60AC	HBLDS100AC
Disconnect switch for use with variable frequency drives	HBLDS30VFD	HBLDS60VFD	HBLDS100VFD
Disconnect switch without conduit knockout or conduit fitting	HBLDS30NK	—	—
Disconnect switch with HBLAC1 auxiliary contact without conduit knockout or conduit fitting	HBLDS30ACNK	—	—
Disconnect switch with 3 auxiliary contacts, without conduit knockouts. Break before main break - 1 set "normally open," 1 set "normally closed" Break after main break - 2 sets "normally open," 1 set "normally closed"	HBLDS33ACNK	—	—

Stainless Steel			
Description	30 Amp	60 Amp	100 Amp
Square top disconnect switch	HBLDS3SS	HBLDS6SS	HBLDS10SS
Square top disconnect switch with HBLAC1	HBLDS3SSAC	HBLDS6SSAC	HBLDS10SSAC
Square top disconnect switch for use with variable frequency drives	HBLDS3SSVFD	HBLDS6SSVFD	HBLDS10SSVFD
Sloped top disconnect switch	HBLDS3SSR	HBLDS6SSR	HBLDS10SSR
Pre-drilled sloped top disconnect, 4X, with 2-3/4" SS hub	HBLDS3SSR2K	—	—
Sloped top disconnect switch with HBLAC1 auxiliary contact	HBLDS3SSRAC	HBLDS6SSRAC	HBLDS10SSRAC
Sloped top disconnect switch for use with variable frequency drives	HBLDS3SSRVFD	HBLDS6SSRVFD	HBLDS10SSRVFD
Sloped top enclosure, blank	HBLDSSRNK3	HBLDSSRNK6	—

Disconnects with Jog Switch†

Nonmetallic Sloped Top			
Description	30 Amp	60 Amp	100 Amp
Disconnect switch	HBLDS30J	HBLDS60J	HBLDS100J
Disconnect switch with HBLAC1 auxiliary contact	HBLDS30ACj	—	—
Disconnect switch for use with variable frequency drives	HBLDS30VFDJ	—	—
Disconnect with jog switch and LEDs	HBLDS30PJ	HBLDS60PJ	HBLDS100PJ

Stainless Steel			
Description	30 Amp	60 Amp	100 Amp
Square top disconnect	HBLDS3SSJ	HBLDS6SSJ	HBLDS10SSJ
Square top disconnect with jog switch and LEDs	—	HBLDS6SSPJ	HBLDS10SSPJ
Sloped top disconnect	HBLDS3SSRJ	HBLDS6SSRJ	HBLDS10SSRJ
Sloped top disconnect with jog switch and LEDs	HBLDS3SSRPJ	HBLDS6SSRPJ	—

Auxiliary Contacts for 30, 60 and 100 Amp Switch, NEMA A600 Pilot Duty

Description	Catalog Number
"Break after main break," 1 set of n/o contacts, 1 set of n/c contacts	HBLAC1**
"Break before main break," 1 set of n/o contacts for use with variable frequency drives	HBLAC2**
"Break after main break," 2 sets of n/o contacts, 2 sets of n/c contacts	HBLAC11

*Certified by NSF, International. | **Up to two auxiliary contacts per enclosure. Not for use with HBLDS33ACNK. | 30A units are supplied with (1) 3/4 in. NPT Raintight conduit fitting. | 60A & 100A units are supplied with (2) 1/4 in. NPT Raintight conduit fittings. | †Top feed versions available.

Nonmetallic Top Feed Versions Available

Add **T** to the prefix to make it a top feed version.
i.e. HBLDS30AC becomes HBLDS30TAC



Disconnect Switches with LEDs†

Nonmetallic Sloped Top			
Description	30 Amp	60 Amp	100 Amp
Disconnect switch with LEDs	HBLDS30P	HBLDS60P	HBLDS100P
Disconnect switch with LEDs and HBLAC1 auxiliary contact	HBLDS30PAC	HBLDS60PAC	HBLDS100PAC
Disconnect switch with LEDs and HBLAC2 auxiliary contact	HBLDS30PVFD	—	—
Disconnect switch with LEDs and jog switch	HBLDS30PJ	HBLDS60PJ	HBLDS100PJ

Stainless Steel			
Description	30 Amp	60 Amp	100 Amp
Square top disconnect switch with LEDs	HBLDS3SSP	HBLDS6SSP	HBLDS10SSP
Square top disconnect switch with LEDs and HBLAC1 auxiliary contact	HBLDS3SSPAC	HBLDS6SSPAC	HBLDS10SSPAC
Square top disconnect switch with LEDs and HBLAC2 auxiliary contact	HBLDS3SSPVFD	—	—
Square top disconnect switch with LEDs and jog switch	HBLDS3SSPJ	HBLDS6SSPJ	HBLDS10SSPJ
Sloped top disconnect switch with LEDs	HBLDS3SSRP	HBLDS6SSRP	HBLDS10SSRP
Sloped top disconnect switch with LEDs and HBLAC1 auxiliary contact	HBLDS3SSRPAC	HBLDS6SSRPAC	HBLDS10SSRPAC
Sloped top disconnect switch with LEDs and HBLAC2 auxiliary contact	HBLDS3SSRPVFD	—	—
Sloped top disconnect switch with LEDs and jog switch	HBLDS3SSRPJ	HBLDS6SSRPJ	HBLDS10SSRPJ

MotorQuick® Disconnect Switches

Type 1 Nonmetallic Enclosure: 30A 3 Pole 600V AC		Catalog Number
HBL1389D with one pre-wired LINKOSITY® female receptacle (load side)		HBL1389MQR
HBL1389D with 5 foot pre-wired LINKOSITY® female cable (load side)		HBL1389MQ5
HBL1389D with one pre-wired LINKOSITY® male receptacle (line side) and one pre-wired LINKOSITY® female receptacle (load side)		HBL1389MQR2

Type 4X Nonmetallic Sloped Top Enclosure: 30A 3 Pole 600V AC†		Catalog Number
HBLDS3 with one pre-wired LINKOSITY® female receptacle (load side)		HBLDS30MQR
HBLDS3 with 5 foot pre-wired LINKOSITY® female cable (load side)		HBLDS30MQ5
HBLDS3 with one pre-wired LINKOSITY® male receptacle (line side) and one pre-wired LINKOSITY® female receptacle (load side)		HBLDS30MQR2

Accessories		Catalog Number
3P 4W LINKOSITY® male receptacle for installation on motor		RM3004PA001
3P 4W LINKOSITY® double ended (male/female) 5-50 foot cable		PH3004PAxxx*
Lock-on cover for LINKOSITY® connections		PH2030C

*Cables available from 5-50 feet in 5 foot increments. To purchase larger cable, replace xxx with the required length in feet. (Examples: PH3004PA005 = 5 foot cable, PH3004PA015 = 15 foot cable.) | †Top feed versions available.



HBLDS30P



HBLDS3SSj



HBLDS3SSRPJ



HBLDS30MQR2

Ordering Information

Circuit-Lock® 200A Disconnect Switches

Description	Catalog Number
200A nonmetallic disconnect	HBLDS20
200A stainless steel disconnect	HBLDS20SS
N/O auxiliary contact - "break before main"	HBLAC200
200A replacement switch	HBLDS20RS

Circuit-Lock Fused Disconnect Switches

3 Pole 600V AC

Description	Catalog Number
30A fused disconnect switch	FDS30*
60A fused disconnect switch	FDS60*
Auxiliary contact, normally open, A600 pilot duty	HBLACFSNO
Auxiliary contact, normally closed, A600 pilot duty	HBLACFSNC

*Class "J" fuse not included.

Hazardous Location Unfused Disconnect Switches

3 Pole 600V AC/230V DC

Description	30 Amp	60 Amp	100 Amp
Disconnect switch	HBLB7NFD13A	HBLB7NFD26A	HBLB7NFD21A
Disconnect switch with auxiliary contact	HBLB7NFD13AA	HBLB7NFD26AA	HBLB7NFD21AA

Note: 30A bodies have 1" top and bottom drilled and tapped conduit entrances. 60A & 100A bodies have 1-1/2" top and bottom drilled and tapped conduit entrances.

Twist-Lock® Switched Safety Enclosures

Receptacles sold separately; see below

Description	Catalog Number
Mechanical interlock, accommodates 20A or 30A Watertight Safety-Shroud® Twist-Lock receptacles, supplied with 3/4" N.P.T. hub	HBLMITL
Switched Twist-Lock enclosure accommodates any NEMA 2 pole, 3 wire to 4 pole, 5 wire grounding receptacle	SETL3
Switched enclosure for use with 3 pole 4 wire 30A Hubbellock® receptacle	SEHBL3

Amperage, voltage, and horsepower ratings will be determined by the locking devices selected. | Please see the full line catalog for a complete selection of Twist-Lock and Hubbellock devices.

HBLMITL accepts the following watertight Safety-Shroud® Twist-Lock® receptacles

Amp	Poles/Wires	Voltage AC	NEMA Configuration	Max HP Rating*	Receptacle	Mating Plug
20	2P/3W	120	L5-20	1	HBL2310SW	HBL2311SW
20	2P/3W	208-240	L6-20	2.5	HBL2320SW	HBL2321SW
20	2P/3W	277	L7-20	3	HBL2330SW	HBL2331SW
20	3P/4W	120/240	L14-20	2.5	HBL2410SW	HBL2411SW
20	3P/4W	240 3Ø	L15-20	5 (3@208V)	HBL2420SW	HBL2421SW
20	3P/4W	480 3Ø	L16-20	10	HBL2430SW	HBL2431SW
20	4P/5W	120/208 3ØY	L21-20	3	HBL2510SW	HBL2511SW
30	2P/3W	120	L5-30	1	HBL2610SW	HBL2611SW
30	2P/3W	208-240	L6-30	3	HBL2620SW	HBL2621SW
30	3P/4W	120/240	L14-30	3	HBL2710SW	HBL2711SW
30	3P/4W	240 3Ø	L15-30	7.5	HBL2720SW	HBL2721SW
30	3P/4W	480 3Ø	L16-30	15	HBL2730SW	HBL2731SW
30	3P/4W	600 3Ø	L17-30	15	HBL2740SW	HBL2741SW
30	4P/5W	120/208 3ØY	L21-30	7.5	HBL2810SW	HBL2811SW
30	4P/5W	277/480	L22-30	7.5	HBL2820SW	HBL2821SW
30	4P/5W	347/600	L23-30	7.5	HBL2830SW	HBL2831SW

*HP ratings for the final unit are determined by the HP rating of the switch, limited by the full load current capability of the receptacle at 80% of rated current, number of phases and line voltage. HP ratings listed above are AC only.

Circuit-Lock® IEC Pin and Sleeve Mechanical Interlocks

Amp	Poles/Wires	Voltage AC	Unfused	Reverse Service	Fused*
20	3P/4W	120/240V	HBL420MI12W	—	—
20	3P/4W	3Ø 240V	HBL420MI9W	—	—
20	3P/4W	3Ø 480V	HBL420MI7W	—	—
30	2P/3W	120V	HBL330MI4W	—	—
30	2P/3W	240V	HBL330MI6W	—	—
30	2P/3W	480V	HBL330MI7W	—	—
30	3P/4W	120/240V	HBL430MI12W	—	HBL430MIF12W
30	3P/4W	3Ø 240V	HBL430MI9W	HBL430MI9WR	HBL430MIF9W
30	3P/4W	3Ø 480V	HBL430MI7W	HBL430MI7WR	HBL430MIF7W
30	4P/5W	3ØY 120/208V	HBL530MI9W	—	—
30	4P/5W	3ØY 277/480V	HBL530MI7W	—	HBL530MIF7W
32	3P/4W	380V 50HZ-440V 60Hz	HBL432MI3W	—	—
60	2P/3W	120V	HBL360MI4W	—	—
60	2P/3W	240V	HBL360MI6W	—	—
60	2P/3W	480V	HBL360MI7W	—	—
60	3P/4W	120/240V	HBL460MI12W	HBL460MI12WR	HBL460MIF12W
60	3P/4W	3Ø 240V	HBL460MI9W	HBL460MI9WR	HBL460MIF9W
60	3P/4W	3Ø 480V	HBL460MI7W	HBL460MI7WR	HBL460MIF7W
60	4P/5W	3ØY 120/208V	HBL560MI9W	—	HBL560MIF9W
60	4P/5W	3ØY 277/480V	HBL560MI7W	—	—
100	2P/3W	240V	HBL3100MI6W	—	—
100	3P/4W	120/240V	HBL4100MI12W	HBL4100MI12WR	—
100	3P/4W	3Ø 240V	HBL4100MI9W	HBL4100MI9WR	—
100	3P/4W	3Ø 480V	HBL4100MI7W	HBL4100MI7WR	—
100	4P/5W	3ØY 120/208V	HBL5100MI9W	—	—

20A, 30A, 32A - 1 inch N.P.T. hub supplied; 60A, 100A - 1¼ inch hub supplied. | *Class "J" fuses not included.

Insulgrip® Mechanical Interlocks - Style II

Amp	Poles/Wires	Voltage	Unfused	Fused*
30	3P/4W	600V AC/250V DC	HBL430MIS2W	HBL430MIFS2W
60	3P/4W	600V AC/250V DC	HBL460MIS2W	HBL460MIFS2W

30A - 1 inch N.P.T. hub supplied; 60A - 1¼ inch hub supplied. | *Class "J" fuses not included.

Hazardous Location Unfused Mechanical Interlocks and UL 1686 Plugs

Amp	Poles/Wires	Voltage AC	Receptacle	Plug
30	3P/2W	600V AC	HBLVQ3023	HBLVP3385
	4P/3W	600V AC	HBLVQ3034	HBLVP3485
60	3P/2W	600V AC	HBLVQ6023	HBLVP6385
	4P/3W	600V AC	HBLVQ6034	HBLVP6485

HBLVQ Series 30A models come standard with 1" drilled and tapped conduit openings top and bottom plus two 1" x ¾" reducers and one ¾" close-up plug for maximum flexibility. 60A models come with one 1½" opening on top and bottom and one 1½" close-up plug.



HBLMITL



HBL430MI7W



HBLB7NFD13A



HBLDS20

Ordering Information

600V AC Manual Motor Controllers/Disconnects

Amp	Poles	Toggle-type	Wire	HP Rating				Catalog Number
				120V AC 1Ø	240V AC 3Ø	480V AC 3Ø	600V AC 3Ø	
30	2	Standard	Back/Side	2	5	10	15	HBL7832
30	2	Short	Back/Side	2	5	10	15	HBL7832S
30	3	Standard	Back/Side	3	7.5	15	20	HBL7810
30	3	Short	Back/Side	3	7.5	15	20	HBL7810S
40	2	Standard	Side	2	5	10	15	HBL7842D
40	3	Standard	Side	3	7.5	15	20	HBL7843D
50	2	Standard	Side	2	5	10	15	HBL7852D
50	3	Standard	Side	3	7.5	15	25	HBL7853D
60	2	Standard	Back	—	10	15	20	HBL7862D
60	3	Standard	Back	—	10	25	30	HBL7863D
60	2	Standard	Front	—	10	15	20	HBL7862FWD
60	3	Standard	Front	—	10	25	30	HBL7863FWD
85	2	Standard	Back	—	10	15	20	HBL7882D
85	3	Standard	Back	—	10	25	40	HBL7883D

Circuit-Lock® NEMA 1 Enclosures with Switch

Amp	Poles	Enclosure Material	HP Rating				Catalog Number
			120V AC 1Ø	240V AC 3Ø	480V AC 3Ø	600V AC 3Ø	
30	2	Thermoplastic/Steel	2	5	10	15	HBL1392
30	3	Thermoplastic/Steel	3	7.5	15	20	HBL1389
30	2	Aluminum	2	5	10	15	HBL1372
30	3	Aluminum	3	7.5	15	20	HBL1379

Circuit-Lock NEMA 3/3R Enclosures with Switch*

Amp	Poles	Enclosure Material	HP Rating				Catalog Number	
			120V AC 1Ø	240V AC 3Ø	480V AC 3Ø	600V AC 3Ø	NEMA 3	NEMA 3R
30	2	Thermoplastic	2	5	10	15	HBL13R22	—
30	3	Thermoplastic	3	7.5	15	20	HBL13R23	—
30	2	Aluminum	2	5	10	15	HBL13R12	HBL13R92
30	3	Aluminum	3	7.5	15	20	HBL13R13	HBL13R89
60	2	Aluminum	—	10	15	20	—	HBL16R92D
60	3	Aluminum	—	10	25	30	—	HBL16R93D

*Drill weep-hole to alter from NEMA 3 to NEMA 3R. *Equipped with HBLFG30 sidewall insulation barriers.



HBL7810



HBL1379



HBL13R89



HBL13R23



©2024 Hubbell Incorporated. All rights reserved.
 Hubbell and the Hubbell logo are registered trademarks or trademarks of Hubbell Incorporated. All other trademarks are the property of their respective owners.
 40 Waterview Dr., Shelton, CT 06484
www.hubbell.com/wiringdevice-kellems | custserv@hubbell.com | 800-288-6000

EP-WDK-BR-EN-01931 | REV 06 2024