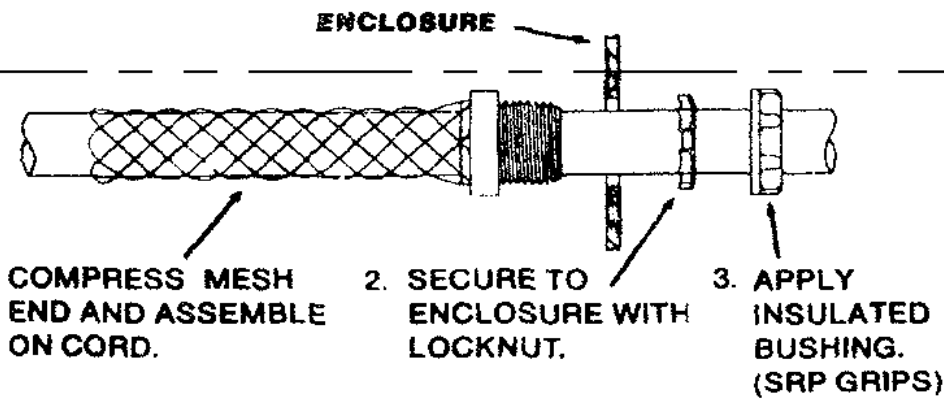


INSTALLATION INSTRUCTIONS

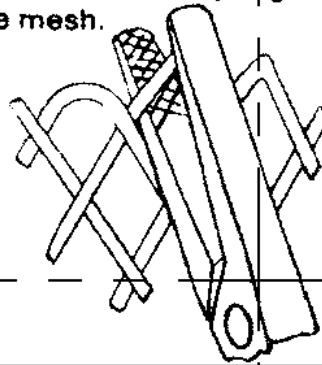
STRAIN RELIEF GRIPS

FOR INDOOR USE ONLY



4. STRIP CORD JACKET AS DESIRED.
5. REMOVE SLACK FROM INSTALLED MESH BY SMOOTHING MESH TIGHT TO CORD.

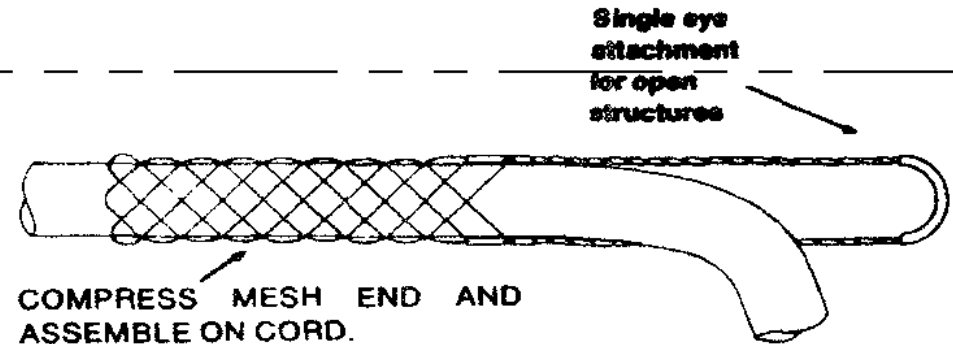
INSTALLATION at maximum CORD DIAMETER may be facilitated by slightly preforming endless weave mesh.



Using flat nose pliers carefully form loop round. Repeat for all loops.

BUS DROP GRIPS

FOR INDOOR USE ONLY



1. COMPRESS MESH END AND ASSEMBLE ON CORD.
2. SLIDE GRIP ALONG CORD TO APPROXIMATE DESIRED POSITION.



Universal bale attachment for closed structures

3. ATTACH TO STRUCTURE.
4. ADJUST MESH TO DESIRED POSITION.
5. REMOVE SLACK FROM INSTALLED MESH BY SMOOTHING MESH TIGHT TO CORD.

Wiring Device-Keffems
Hubbell Incorporated (Delaware)
185 Plains Road
Milford, CT 06460-8897
(203) 882-4800

309-20-060

Rev. April 2000

