

**FIBERGLASS FEED-THROUGH WIREWAY, NEMA TYPE 12 AND 3R**

**INDUSTRY STANDARDS**

Material Flammability Rating UL 94-5V  
Meets UL cold impact test for temperatures to -35 C

NEMA Type 12, 3R

IEC 60529, IP55

Recognized by National Electric Code for indoor and outdoor applications

**APPLICATION**

This temperature- and chemically-resistant fiberglass wireway protects wires and cables in corrosive or dirty indoor or outdoor applications.

**FEATURES**

- Seams are sealed
- No holes or knockouts
- Captivated Monel cover screws
- Oil-resistant cover gasket attached with oil-resistant adhesive
- Stainless steel flange screws
- Solid oil-resistant flange gasket
- Pultruded fiberglass polyester covers and bodies

**FINISH**

Fiberglass wireway is gray inside and out.

**Standard Product Selection Matrix**

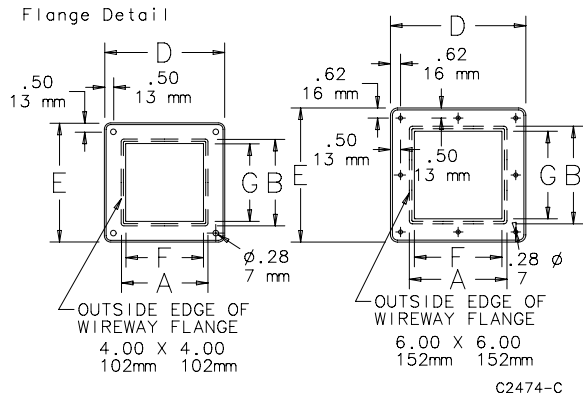
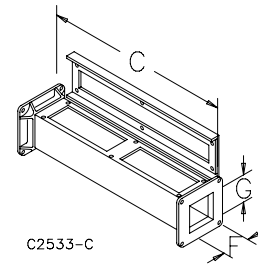
Description	4.00 x 4.00 in. (102 x 102 mm)	6.00 x 6.00 in. (152 x 152 mm)
12.00-in. (305-mm) Straight Section	F44W12FG	F66W12FG
24.00-in. (610-mm) Straight Section	F44W24FG	F66W24FG
36.00-in. (914-mm) Straight Section	F44W36FG	F66W36FG
48.00-in. (1219-mm) Straight Section	F44W48FG	F66W48FG
60.00-in. (1524-mm) Straight Section	F44W60FG	F66W60FG
12.00-in. (305-mm) Straight Tube Section	F44W12STFG	—
24.00-in. (610-mm) Straight Tube Section	F44W24STFG	—
36.00-in. (914-mm) Straight Tube Section	F44W36STFG	—
48.00-in. (1219-mm) Straight Tube Section	F44W48STFG	—
60.00-in. (1524-mm) Straight Tube Section	F44W60STFG	—
120.00-in. (3048-mm) Straight Tube Section	F44W120STFG	—
Cross Fitting	F44WCFG	F66WCFG
Flexible Fitting	F44WFFFG	F66WFFFG
45° Elbow	F44WE45FG	F66WE45FG
90° Elbow	F44WE90FG	F66WE90FG
Cutoff Fitting	F44WCFG	F66WCFG
Tee Fitting	F44WTFG	F66WTFG
Closure Plate	F44WPPFG	F66WPPFG
Wireway Hanger	F44HBEP	F66HBEP
Box Connector	F44WCFG	F66WCFG

### STRAIGHT SECTION

Available in lengths from 12.00 (305 mm) to 60.00 (1524 mm).

BULLETIN: F25

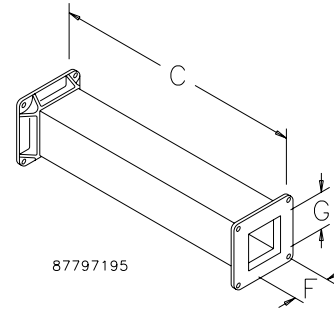
Catalog Number	AxBxC in./mm	D in./mm	F in./mm	G in./mm
F44W12FG	4.00 x 4.00 x 12.00 102 x 102 x 305	6.00 152	3.38 86	3.38 86
F44W24FG	4.00 x 4.00 x 24.00 102 x 102 x 610	6.00 152	3.38 86	3.38 86
F44W36FG	4.00 x 4.00 x 36.00 102 x 102 x 914	6.00 152	3.38 86	3.38 86
F44W48FG	4.00 x 4.00 x 48.00 102 x 102 x 1219	6.00 152	3.38 86	3.38 86
F44W60FG	4.00 x 4.00 x 60.00 102 x 102 x 1524	6.00 152	3.38 86	3.38 86
F66W12FG	6.00 x 6.00 x 12.00 152 x 152 x 305	8.25 210	5.38 137	5.38 137
F66W24FG	6.00 x 6.00 x 24.00 152 x 152 x 610	8.25 210	5.38 137	5.38 137
F66W36FG	6.00 x 6.00 x 36.00 152 x 152 x 914	8.25 210	5.38 137	5.38 137
F66W48FG	6.00 x 6.00 x 48.00 152 x 152 x 1219	8.25 210	5.38 137	5.38 137
F66W60FG	6.00 x 6.00 x 60.00 152 x 152 x 1524	8.25 210	5.38 137	5.38 137



### STRAIGHT TUBE SECTION

BULLETIN: F25

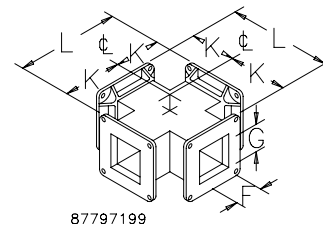
Catalog Number	AxBxC in./mm	F in./mm	G in./mm
F44W12STFG	4.00 x 4.00 x 12.00 102 x 102 x 305	3.38 86	3.38 86
F44W24STFG	4.00 x 4.00 x 24.00 102 x 102 x 610	3.38 86	3.38 86
F44W36STFG	4.00 x 4.00 x 36.00 102 x 102 x 914	3.38 86	3.38 86
F44W48STFG	4.00 x 4.00 x 48.00 102 x 102 x 1219	3.38 86	3.38 86
F44W60STFG	4.00 x 4.00 x 60.00 102 x 102 x 1524	3.38 86	3.38 86
F44W120STFG	4.00 x 4.00 x 120.00 102 x 102 x 3048	3.38 86	3.38 86



### CROSS FITTING

BULLETIN: F25

Catalog Number	F in./mm	G in./mm	K in./mm	L in./mm
F44WCFCG	3.38 86	3.38 86	6.00 152	12.00 305
F66WCFCG	5.38 137	5.38 137	6.00 152	12.00 305

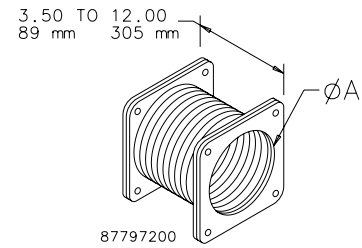


**FLEXIBLE FITTING**

Isolates a wireway run from shock and vibration. Compensates for misalignment. Used where an odd angle is required (but not to exceed 90 degrees). Permits movement of a machine or control station connected to a wireway run. Hypalon bellow with stainless steel flanges.

**BULLETIN: F25**

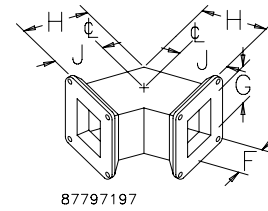
Catalog Number	AxB in./mm
F44WFFFG	4.00 x 4.00 102 x 102
F66WFFFG	6.00 x 6.00 152 x 152



### 45-DEGREE ELBOW

BULLETIN: F25

Catalog Number	F in./mm	G in./mm	H in./mm	J in./mm
F44WE45FG	3.38 86	3.38 86	5.81 148	5.00 127
F66WE45FG	5.38 137	5.38 137	7.62 194	6.62 168

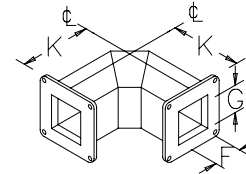


87797197

### 90-DEGREE ELBOW

BULLETIN: F25

Catalog Number	F in./mm	G in./mm	K in./mm
F44WE90FG	3.38 86	3.38 86	6.00 152
F66WE90FG	5.38 137	5.38 137	6.00 152



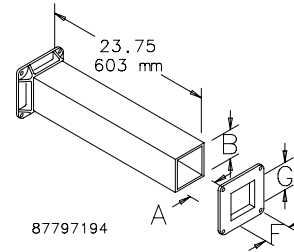
87797196

### CUT-OFF FITTING

For lengths up to 24.00 in. (610 mm). Shorten body to desired length and bond flange to body. Adhesive is furnished.

BULLETIN: F25

Catalog Number	AxB in./mm	F in./mm	G in./mm
F44WXFG	4.00 x 4.00 102 x 102	3.38 86	3.38 86
F66WXFG	6.00 x 6.00 152 x 152	5.38 137	5.38 137

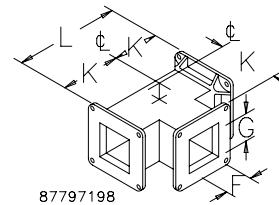


87797194

### TEE FITTING

BULLETIN: F25

Catalog Number	F in./mm	G in./mm	K in./mm	L in./mm
F44WTFG	3.38 86	3.38 86	6.00 152	12.00 305
F66WTFG	5.38 137	5.38 137	6.00 152	12.00 305



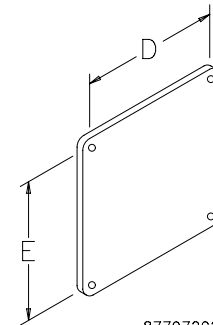
87797198

### CLOSURE PLATE

10 gauge 316 stainless steel, used to seal the end of a wireway section or run. 6.00 x 6.00 in. (152 x 152 mm) can be used for transition to 4.00 x 4.00-in. (102 x 102-mm) size.

BULLETIN: F25

Catalog Number	D (in.)	D (mm)	E (in.)	E (mm)
F44WPFG	6.00	152	6.00	152
F66WPFG	8.25	210	8.25	210



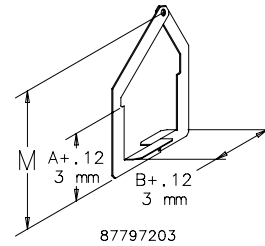
87797202

### WIREWAY HANGER

10 gauge epoxy-coated steel, used to support wireway from overhead.

BULLETIN: F25

Catalog Number	AxB in./mm	M in./mm
F44HBEP	4.00 x 4.00	9.23
	102 x 102	234
F66HBEP	4.00 x 4.00	12.36
	102 x 102	314

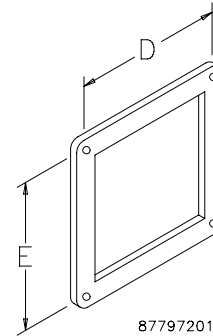


### BOX CONNECTOR

When wireway enters an enclosure, a box connector should be used on the inside of the enclosure to ensure a tight seal. Made from epoxy-coated 10 gauge steel.

BULLETIN: F25

Catalog Number	D (in.)	D (mm)	E (in.)	E (mm)
F44WBFG	6.00	152	6.00	152
F66WBFG	8.25	210	8.25	210



Notes