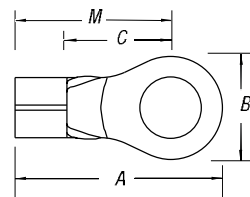


Ring Terminals

Constructed of electrolytic copper for high conductivity!

Non-Insulated Ring Terminals



CAT. NO.	PKG. QTY.	WIRE RANGE	BOLT HOLE	REC. TOOL	DIMENSIONS				STOCK THICK.
					A	B	C	M	
A18-4	100	22-16	#4	ERG4002	.75	.31	.27	.59	.03
A18-6	100	22-16	#6		.72	.25	.27	.59	
A85	1,000	22-16	#6		.72	.25	.27	.59	
A18-8	100	22-16	#8		.75	.31	.27	.59	
A86	1,000	22-16	#8		.75	.31	.27	.59	
A18-10	100	22-16	#10		.75	.31	.27	.59	
A87	1,000	22-16	#10		.75	.31	.27	.59	
A18-14	100	22-16	1/4"		.92	.50	.37	.67	
A71	1,000	22-16	1/4"		.92	.50	.37	.67	
A18-516	100	22-16	5/16"		.92	.50	.37	.67	
A72	1,000	22-16	5/16"		.92	.50	.37	.67	
A18-38	100	22-16	3/8"		.99	.54	.35	.67	
A73	1,000	22-16	3/8"		.99	.54	.35	.67	
A18-12	100	22-16	1/2"		1.06	.72	.38	.70	
A75	1,000	22-16	1/2"		1.06	.72	.38	.70	
B14-4	100	18-14	#4	ERG4002 ERG4005	.72	.25	.27	.59	.03
B132	1,000	18-14	#4		.72	.25	.27	.59	
B14-6	100	18-14	#6		.72	.25	.27	.59	
B133	1,000	18-14	#6		.72	.25	.27	.59	
B14-8	100	18-14	#8		.75	.31	.27	.59	
B86	1,000	18-14	#8		.75	.31	.27	.59	
B14-10	100	18-14	#10		.75	.31	.27	.59	
B87	1,000	18-14	#10		.75	.31	.27	.59	
B14-14	100	18-14	1/4"		.93	.50	.38	.68	
B14-14	100	18-14	1/4"		.93	.50	.38	.68	

Brazed Seam

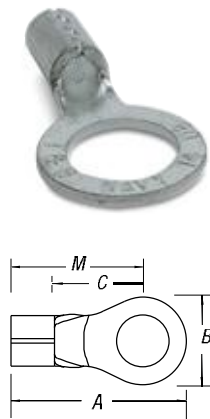
CAT. NO.	PKG. QTY.	WIRE RANGE	BOLT HOLE	REC. TOOL	DIMENSIONS				STOCK THICK.		
					A	B	C	M			
B71	1,000	18-14	1/4"	ERG4002 ERG4005	.93	.50	.38	.68	.03		
B14-516	100	18-14	5/16"		.93	.50	.38	.68			
B72	1,000	18-14	5/16"		.93	.50	.38	.68			
B14-38	100	18-14	3/8"		.96	.54	.35	.68			
B73	1,000	18-14	3/8"		.96	.54	.35	.68			
B14-12	100	18-14	1/2"		1.06	.72	.38	.70			
B75-TB	1,000	18-14	1/2"		1.06	.72	.38	.70			
B85	1,000	18-14	#6		.75	.31	.27	.59			
B134	1,000	18-14	#8		.72	.25	.27	.59			
C10-6-SK	50	12-10	#6		ERG4002 ERG4005	.82	.31	.27		.66	.04
C33	500	12-10	#6			.82	.31	.27		.66	
C10-8-SK	50	12-10	#8			.82	.31	.27		.66	
C77	500	12-10	#8			.82	.31	.27		.66	
C10-10	50	12-10	#10			.85	.38	.27		.66	
C26	500	12-10	#10			.85	.38	.27		.66	
C36	500	12-10	#10	.82		.31	.27	.66			
C10-14	50	12-10	1/4"	.91		.50	.27	.66			
C71	500	12-10	1/4"	.91		.50	.27	.66			
C10-516	50	12-10	5/16"	.98		.50	.38	.73			
C70	500	12-10	5/16"	.98		.50	.38	.73			
C72	500	12-10	5/16"	1.10		.59	.45	.80			
C10-38	50	12-10	3/8"	1.10		.59	.45	.80			
C73	500	12-10	3/8"	1.10		.59	.45	.80			
C10-12	50	12-10	1/2"	1.21		.72	.38	.84			
C75	500	12-10	1/2"	1.21	.72	.38	.84				

Ring Terminals

Non-Insulated Large Ring Terminals — Brazed Seam



Wire Termination — Sta-Kon® Wire Termination & Insulation

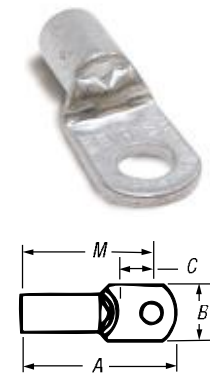


CAT. NO.	PKG. QTY.	WIRE RANGE	BOLT HOLE	REC. TOOL	DIMENSIONS				STOCK THICK.
					A	B	C	M	
D8-10	25	8	#10	TBM6S	1.09	.42	.34	.90	.06
D36	200	8	#10		1.09	.42	.34	.90	
D26	200	8	#10		1.13	.48	.36	.90	
D8-14-SK	25	8	1/4"		1.13	.48	.36	.90	
D71	200	8	1/4"		1.13	.48	.36	.90	
D8-516	25	8	5/16"		1.32	.59	.49	1.03	
D72	200	8	5/16"		1.32	.59	.49	1.03	
D8-38	25	8	3/8"		1.32	.59	.49	1.03	
D73	200	8	3/8"		1.32	.59	.49	1.03	
D8-12	25	8	1/2"		1.49	.82	.55	1.09	
D75	200	8	1/2"		1.49	.82	.55	1.09	
E6-10	20	6	#10		1.13	.48	.36	.90	
E26	200	6	#10		1.13	.48	.36	.90	
E6-14	20	6	1/4"		1.13	.48	.36	.90	
E71	200	6	1/4"	1.13	.48	.36	.90		
E6-516	20	6	5/16"	1.32	.60	.49	1.03		

CAT. NO.	PKG. QTY.	WIRE RANGE	BOLT HOLE	REC. TOOL	DIMENSIONS				STOCK THICK.
					A	B	C	M	
E72	200	6	5/16"	TBM6S	1.32	.60	.49	1.03	.06
E6-38	20	6	3/8"		1.32	.60	.49	1.03	
E73	200	6	3/8"		1.32	.60	.49	1.03	
E6-12	20	6	1/2"		1.49	.82	.55	1.08	
E75	200	6	1/2"		1.49	.82	.55	1.08	
F4-10	20	4	#10		1.16	.48	.36	.93	.07
F26	200	4	#10		1.16	.48	.36	.93	
F4-14	20	4	1/4"		1.16	.48	.36	.93	
F71-TB	200	4	1/4"		1.16	.48	.36	.93	
F4-516	20	4	5/16"		1.35	.60	.49	1.06	
F72	200	4	5/16"		1.35	.60	.49	1.06	
F4-38	20	4	3/8"		1.35	.60	.49	1.06	
F73	200	4	3/8"		1.35	.60	.49	1.06	
F4-12	20	4	1/2"		1.52	.82	.55	1.11	
F75	200	4	1/2"	1.52	.82	.55	1.11		

Select the configuration you need!

Non-Insulated Large Ring Terminals — Tubular



CAT. NO.	PKG. QTY.	WIRE RANGE	BOLT HOLE	REC. TOOL	DIMENSIONS				STOCK THICK.
					A	B	C	M	
D10161	200	8/8AN	#8	ERG 4005	1.15	.41	.28	.95	.04
D10361	200	8/8AN	#10		1.15	.41	.28	.95	
D10711	200	8/8AN	1/4"		1.20	.45	.36	.97	
D10721	200	8/8AN	5/16"		1.28	.56	.36	1.00	
D10731	200	8/8AN	3/8"	1.28	.56	.36	1.00		
D975*	200	8/8AN	1/2"	TBM6S	1.46	.83	.49	1.06	
E10261	200	6/6AN	#10	ERG 4005	1.26	.49	.24	1.02	
E10711	200	6/6AN	1/4"	ERG 4005	1.26	.49	.27	.99	
E10721	200	6/6AN	5/16"	ERG 4008	1.38	.60	.34	1.04	
E10731	200	6/6AN	3/8"	ERG 4008	1.38	.60	.34	1.04	
F10261	100	4/4AN	#10	TBM6S	1.37	.55	.30	1.07	
F10711	100	4/4AN	1/4"		1.37	.55	.30	1.07	
F10721	100	4/4AN	5/16"		1.42	.62	.34	1.08	
F10731	100	4/4AN	3/8"		1.42	.62	.34	1.08	
F975*	200	4/4AN	1/2"	TBM6S	1.49	.83	.45	1.10	
G926	100	2/2AN	#10	TBM6S	1.59	.69	.40	1.26	
G2-14	10	2/2AN	1/4"		1.59	.69	.40	1.26	
G971	100	2/2AN	5/16"		1.59	.69	.40	1.26	
G2-516	10	2/2AN	5/16"		1.59	.69	.40	1.26	
G972	100	2/2AN	5/16"		1.59	.69	.40	1.26	
G2-38	10	2/2AN	3/8"		1.59	.69	.40	1.26	
G973	100	2/2AN	3/8"		1.59	.69	.40	1.26	
G2-12	10	2/2AN	1/2"		1.79	.80	.49	1.36	
G975	100	2/2AN	1/2"		1.79	.80	.49	1.36	

*Braze Seam

AN — Aircraft Wire

CAT. NO.	PKG. QTY.	WIRE RANGE	BOLT HOLE	REC. TOOL	DIMENSIONS				STOCK THICK.
					A	B	C	M	
H10-14	10	1AN-1/0	1/4"	ERG 4008	1.65	.77	.43	1.32	.05
H971	100	1AN-1/0	1/4"		1.65	.77	.43	1.32	
H972	100	1AN-1/0	5/16"		1.65	.77	.43	1.32	
H973	100	1AN-1/0	3/8"		1.65	.77	.43	1.32	
H975	100	1AN-1/0	1/2"	TBM6S	1.85	.77	.54	1.41	
J971	50	1/0AN-2/0	1/4"	TBM6S	1.94	.84	.48	1.53	.06
J972	50	1/0AN-2/0	5/16"		1.94	.84	.48	1.53	
J20-38	10	1/0AN-2/0	3/8"		1.84	.83	.46	1.46	
J973	50	1/0AN-2/0	3/8"		1.99	.84	.53	1.58	
J974	50	1/0AN-2/0	7/16"		1.99	.89	.51	1.56	
J975	50	1/0AN-2/0	1/2"		1.99	.89	.51	1.56	
J976	50	1/0AN-2/0	3/8"		1.99	.89	.51	1.56	
K971	50	2/0AN-3/0	1/4"		2.08	.93	.54	1.69	
K972	50	2/0AN-3/0	5/16"		2.08	.93	.54	1.69	
K30-38	5	2/0AN-3/0	3/8"		2.08	.93	.54	1.69	
K973	50	2/0AN-3/0	3/8"		2.08	.93	.54	1.69	
K974	50	2/0AN-3/0	7/16"		2.08	.93	.54	1.70	
K975	50	2/0AN-3/0	1/2"		2.08	.93	.54	1.70	
L971	50	3/0AN-4/0	1/4"		TBM6S	2.25	1.04	.57	
L972	50	3/0AN-4/0	5/16"	2.25		1.04	.57	1.77	
L40-38	5	3/0AN-4/0	3/8"	2.25		1.04	.57	1.77	
L973	50	3/0AN-4/0	3/8"	2.25		1.04	.57	1.77	
L974	50	3/0AN-4/0	7/16"	2.25		1.04	.57	1.77	
L975	50	3/0AN-4/0	1/2"	2.25		1.04	.57	1.77	
M972	50	4/0AN-250kcmil	5/16"	2.28		1.12	.62	1.90	
M250-38	5	4/0AN-250kcmil	3/8"	2.40		1.12	.65	1.91	
M973	50	4/0AN-250kcmil	3/8"	2.40		1.12	.65	1.91	
M974	50	4/0AN-250kcmil	7/16"	2.40		1.12	.65	1.91	
M975	50	4/0AN-250kcmil	1/2"	2.40	1.12	.65	1.91		