






# FLOOR BOXES

## Flush Floor Boxes and Covers

**Q**  
SECTION

### Flush Round Single Service Metal Floor Boxes, for Use In Concrete Floors

**ScrubShield®** c **UL** **us**  
Complies with UL514A

Style	Cast Iron			Stamped Steel	
					
Catalog Numbers	<b>FB2536</b>	<b>FB2537</b>	<b>FB2546</b>	<b>FB2527</b>	<b>FB2529</b>
Cover Frame Material	Steel	Steel	Steel	Steel	Steel
Min. Depth of Pour	3.25" (82.6)	3.00" (76.2)	3.75" (95.3)	4.00" (101.6)	3.00" (76.2)
Adjustability	Fully	Fully	Fully	Fully	Fully
Before Pour External Height Adjustment	1.25" (31.8)	1.25" (31.8)	—	1.25" (31.8)	1.25" (31.8)
After Pour Internal Height Adjustment	.50" (12.7)	.50" (12.7)	.625" (15.9)	.50" (12.7)	.50" (12.7)
Cubic Inch (cm <sup>3</sup> ) Capacity	33.0 (540.8)	30.0 (491.7)	36.0 (590.0)	54.0 (884.9)	37.3 (611.2)
Dimensions – A	3.12" (79.1)	2.87" (72.8)	3.61" (91.6)	3.80" (96.4)	2.82" (71.5)
Dimensions – B	4.85" (123.2)	4.85" (123.2)	5.00" (126.9)	4.81" (122.2)	4.81" (122.2)
Dimensions – C	4.85" (123.2)	4.85" (123.2)	—	6.00" (152.4)	6.00" (152.4)
Dimensions – D	4.21" (106.8)	4.21" (106.8)	4.21" (106.8)	4.21" (106.8)	4.21" (106.8)
Threaded Hubs	(4) 1"	(4) 3/4"	(4) 1"	—	—
Knockouts – Sides	—	—	—	(2) 3/4", 1", 1-1/4"	(2) 1/2" & (1) 3/4"
Knockouts – Ends	—	—	—	(2) 3/4", 1", 1-1/4"	(1) 1/2" & (1) 3/4"
Knockouts – Bottom	—	—	—	(2) 3/4", 1", 1-1/4"	(2) 3/4", 1", 1-1/4"
Concrete Cover Included	✓	✓	✓	✓	✓
Closure Plugs Included	✓	✓	✓	—	—
1" to 3/4" Threaded Reducer	2 Each	—	2 Each	—	—

Note: Suitable for single service applications only. UL File Number E31999.

#### Cover Adapter Ring, Flush Application

Required for tile or finished concrete applications.

**S5016**



Brass

**SA5016**



Aluminum

#### Carpet Flanges, Surface Applications

Required for tile or finished concrete applications.

6.25 in. Dia.  
5.25 in. Dia.

**S3082**  
**S3182**



Brushed  
Brass

**SA3082**  
**SA3182**



Brushed  
Aluminum

#### Single Service Covers†

Brass  
Aluminum  
3.88 in. Dia.

**S3925**  
**SA3925**



Duplex  
Flap

**S3725**  
**SA3725**



Duplex  
Screw

**S2525**  
**SA2525**



2-1/8" x 3/4"  
Combination

**S2725**  
**SA2725**



2-1/8" x 1"  
Combination

**S2925**  
**SA2925**



2-1/8" Single  
Receptacle

**S3525**



2-3/8" Single  
Receptacle

**S3325**



2-3/8" Single  
Receptacle  
(Terrazzo Floor)

**S3913**  
**SA3913**



Blank

#### One Piece Brass Cover and Carpet Flange†

Brass  
Aluminum  
6.25 in. Dia.

**SF3925**  
**SFA3925**



Duplex  
Flap

**SFB3926\***  
**SFA3926**



Style Line\*  
Decorator Opening

**SF2525**



2-1/8" x 3/4"  
Combination

**SF2725**



2-1/8" x 1"  
Combination

**SF2925**



2-1/8" Single  
Receptacle

\*Note: Brass plated aluminum

Note: †COVER LOAD RATING; Metallic covers and flanges 2,000 lbs. with 2x safety factor, Non-metallic covers and flanges 300 lbs. Load applied through a 3 in. (76) mandrel at the center of the cover.

Dimensions in Inches (mm)