


QO® Load Centers and Circuit Breakers


Unsurpassed circuit protection
and application flexibility



Square D® is the leader in circuit protection, a reputation QO® Load Centers helped to build. The widest range of application solutions. Superior reliability and durability. Exclusive performance innovations such as fast-acting Qwik-Open® protection and Visi-Trip® indication. Advanced technologies offering ground fault circuit interruption, arc fault circuit interruption and surge protection. Installation-simplifying innovations.



Main Lugs Load Center



Main Breaker Load Center

Note: Not all features apply to all units.

QO Load Center Features


- 1. Straight-in wiring design helps minimize service cable bends, cutting waste and saving installation time.
- 2. Convertible mains let you meet changing job site requirements fast by field converting between main breaker and main lugs.
- 3. Standard 22,000/10,000 ampere series short circuit current rating on main breaker panels provides increased application capability without the time and expense of changing out the complete panel. Three-phase QO Main Circuit Breaker panels can be upgraded to 100,000A short circuit current rating.
- 4. Shielded copper bus is an industry exclusive. We've sandwiched our plated copper bus between two rugged polymer shields to insulate and secure the interior in the box. The new design reduces the chance of accidental contact, and still accepts standard



QO Circuit Breakers. The bus is crafted from a single piece of copper to provide excellent conductivity. The copper bus is then plated to help prevent corrosion and ensure superior performance and durability.

- 5. Interior is easily removed for painting or theft protection. Single, captive screw can't be lost; interior remounts quickly and easily (indoor only).
- 6. Split branch neutral with up to 50% more terminations than required reduces clutter and simplifies wiring. Included are three 1/0 AWG terminations to accommodate larger wire without the expense and hassle of separate lugs.
- 7. Top or bottom feed capability lets you rotate enclosure 180° to accommodate

top or bottom feed, saving expensive service cable. Covers include provisions for a door lock and have the top two branch circuit twistouts removed to speed installation.



- 8. Combination slot/square-drive neutral, ground, and cover screws let you use either standard flat-blade screwdriver or square-head driver for positive drive and improved torque.
- 9. Three ground bar mounting locations (left, right and bottom) let you pick the easiest spot to wire. Ground bars are included with most main lugs load centers.
- 10. Automatic flush adjustment cover speeds installation, especially on uneven wall surfaces (below).



We've Got You Covered: Flush and Surface Covers

Indoor QO covers are available in flush or surface configurations to meet any mounting situation. All covers feature a floating, spring-mounted trim which provides automatic flush adjustment. This ensures proper alignment without manual adjustment and speeds final installation.



Rainproof Enclosures

QO Load Centers are available in a full line of NEMA Type 3R rainproof enclosures, with Square D type rain-tight bolted (RB) hub for fast and convenient top feed conduit connection. Side-opening devices feature a stainless steel door latch and rainproof center mounting boss on back.

Complete Line of Accessories

A complete line of QO accessories maximizes application flexibility. From ground bar kits to bolt-on rainproof hubs, filler plates, door locks, manual transfer kits, and more, QO Load Centers can satisfy almost any residential, commercial or industrial installation requirement.



**QO Arc-D-TECT®
Arc Fault Circuit
Interrupter**



For most people, the home is an investment of a lifetime. It's no place to compromise on electrical protection. That's why nearly 40 years ago QO® Load Centers and Circuit Breakers changed the way homes were protected...replacing fuses with the convenience and safety of modern circuit breakers. Today, Square D® Load Centers are the most preferred brand of builders and electrical contractors.

Utilizing advanced technology, the exclusive Square D Arc-D-TECT Arc Fault Circuit Interrupter provides the highest level of circuit protection available today – designed to detect dangerous arc faults as well as provide traditional overload and short circuit protection. This single-pole breaker installs as easily as our GFCI breaker.



QO Circuit Breaker and Surgebreaker® Features

Unsurpassed Qwik-Open® Protection

QO Circuit Breakers provide the high level of protection you expect from Square D. Single-pole 15A and 20A Qwik-Open Circuit Breakers trip within 1/60th of a second. When it comes to electrical protection, fast response is critical and QO Circuit Breakers can trip faster than the blink of an eye.

Visi-Trip®

The exclusive Visi-Trip indicator provides clear and instant identification of a tripped circuit breaker. The highly visible indicator helps prevent unnecessary

service calls and reduces the chance that other circuits will be turned off accidentally.

Ground Fault Protection

Square D introduced the first ground fault circuit interrupter (GFCI) in 1967. It was such a good idea, electrical codes now require ground fault protection for bathrooms, pools, spas and other applications. We've continued that leadership, expanding our offering through two-pole 60A circuit breakers for whirl-pool and hot tub applications.

Surgebreaker Secondary Surge Arrester

The Surgebreaker Secondary Surge Arrester plugs on like

a circuit breaker to help protect the home's electrical system and hardwired appliances from surges up to 20,000 volts. Downstream point-of-use surge suppressors normally only handle surges up to 6,000 volts, and only protect the products plugged directly into them. For complete protection of sensitive electronics like computers, you need both levels of protection.

Surgebreaker Plus Multi-Path Surge Arrester

The latest innovation in surge protection from Square D, the Surgebreaker Plus, provides whole house protection for up to four telephone lines, two coax cable lines and is hard-wired to protect the entire panel and home wiring.

USE CIRCUIT BREAKERS PROPERLY

Electrical protection requires that **circuit breakers be used properly. To maintain the integrity and safety intended, install only breakers marked on the load center label and/or wiring diagram. QO Load Centers are marked to accept only genuine QO Circuit Breakers. QO Circuit Breakers should only be used in panels marked to accept them. Any other use voids your warranty and may reduce protection, increase liability risks and violate the National Electrical Code.**



**SINGLE PHASE LOAD CENTERS –
INDOOR MAIN LUGS**

Mains Rating	Branch Spaces	Max Branch Circuits	Load Center Catalog Number	Cover Cat. No. F=Flush S=Surface	Ground Bar
30	2	2	QO2L30S	Included	PK3GTA-1
70	2	4	QO24L70 (F/S)		PK4GTA
100	6	12	QO612L100 (F/S)		PK7GTA
	6	12	QO612L100D (F/S)		
	8	16	QO816L100 (F/S)		
	8	16	QO816L100D (F/S)		
	6	12	QO612L100D (F/S) CU		
	8	16	QO816L100D (F/S) CU		
125	4	8	QO148L125G (F/S)		Included
Convertible Main Lugs					
125	12	12	QO112L125G	QOC16U (F/S)	Included
	12	24	QO11224L125G	QOC16U (F/S)	
	16	16	QO116L125G	QOC24U (F/S)	
	16	24	QO11624L125G	QOC24U (F/S)	
	20	20	QO120L125G	QOC24U (F/S)	
	20	24	QO12024L125G	QOC24U (F/S)	
	24	24	QO124L125G	QOC24U (F/S)	
	32	32	QO132L125G	QOC32U (F/S)	
150	20	30	QO12030L150G	QOC30U (F/S)	Included
	24	24	QO124L150G	QOC30U (F/S)	
	30	30	QO130L150G	QOC30U (F/S)	
200	12	12	QO112L200G	QOC30U (F/S)	Included
	24	36	QO12436L200TFT	QOC40U (F/S)	
	30	30	QO130L200G	QOC30U (F/S)	
	30	40	QO13040L200G	QOC30U (F/S)	
	40	40	QO140L200G	QOC40U (F/S)	
225	42	42	QO142L225G	QOC42U (F/S)	Included

**SINGLE PHASE LOAD CENTERS –
OUTDOOR MAIN LUGS**

Mains Rating	Branch Spaces	Max Branch Circuits	Load Center Catalog Number	Ground Bar
Fixed Main Lugs				
40	2	2	QO2L40RB	PK3GTA1
70	2	4	QO24L70RB	PK4GTA
100	6	12	QO612L100RB	PK7GTA
	6	12	QO612L100TRB	Included
	6	12	QO612L100RBCU	PK7GTA
	8	16	QO816L100RB	
	8	16	QO816L100RBCU	
125	4	8	QO148L125GRB	Included
Convertible Main Lugs				
125	12	12	QO112L125GRB	Included
	12	24	QO11224L125GRB	
	16	24	QO11624L125GRB	
	24	24	QO124L125GRB	
150	30	30	QO130L150GRB	Included
	12	12	QO112L200GRB	
	30	30	QO130L200GRB	
200	30	40	QO13040L200GRB	Included
	40	40	QO140L200GRB	
	225	42	42	

**SINGLE PHASE LOAD CENTERS –
INDOOR CONVERTIBLE MAIN BREAKER**

Mains Rating	Branch Spaces	Max Branch Circuits	Load Center Catalog Number	Cover Cat. No. F=Flush S=Surface	Ground Bar
100	12	12	QO112M100	QOC12U (F/S)	PK9GTA
	16	16	QO116M100	QOC20U100 (F/S)	PK12GTA
	20	20	QO120M100	QOC20U100 (F/S)	PK15GTA
	24	24	QO124M100	QOC24U (F/S)	PK15GTA
125	32	32	QO132M100	QOC32UF	PK18GTA
	24	24	QO124M125	QOC24U (F/S)	PK15GTA
150	32	32	QO132M125	QOC32UF	PK18GTA
	20	30	QO12030M150	QOC30U (F/S)	PK18GTA
	24	24	QO124M150	QOC30U (F/S)	PK18GTA
	30	30	QO130M150	QOC30U (F/S)	PK18GTA
	32	32	QO132M150	QOC40U (F/S)	PK18GTA
	20	40	QO12040M200	QOC30U (F/S)	PK23GTA
200	24	24	QO124M200	QOC30U (F/S)	PK15GTA
	30	30	QO130M200	QOC30U (F/S)	PK18GTA
	30	40	QO13040M200	QOC30U (F/S)	PK23GTA
	40	40	QO140M200	QOC40U (F/S)	PK23GTA
	42	42	QO142M200	QOC42U (F/S)	PK23GTA
225	40	40	QO140M225	QOC42U (F/S)	PK23GTA
	42	42	QO142M225	QOC42U (F/S)	PK23GTA

**SINGLE PHASE LOAD CENTERS –
OUTDOOR MAIN BREAKER**

Mains Rating	Branch Spaces	Max Branch Circuits	Load Center Catalog Number	Ground Bar
Main Breaker				
100	12	12	QO112M100RB	PK9GTA
	16	16	QO116M100RB	PK12GTA
	20	20	QO120M100RB	PK15GTA
125	24	24	QO124M125RB	PK18GTA
150	20	30	QO12030M150RB	PK18GTA
	30	30	QO130M150RB	
200	20	40	QO12040M200RB	PK23GTA
	30	30	QO130M200RB	PK18GTA
	40	40	QO140M200RB	PK23GTA
Feed Thru Lugs				
125	6	12	QO1612M125FTRB	PK12GTA
150	8	16	QO1816M150FTRB	PK15GTAL
200	8	16	QO1816M200FTRB	

MAIN CIRCUIT BREAKER KITS

Main Circuit Breaker Rating (A)	Use With Convertible Load Center Mains Rating	22,000 AIR Main Circuit Breaker	Lug Wire Size AWG/kcmil Al or Cu	
QOM1 Frame Size				
50	100-125	QOM50VH	#12-2/0	
60	100-125	QOM60VH		
70	100-125	QOM70VH		
80	100-125	QOM80VH		
90	100-125	QOM90VH		
100	100-125	QOM100VH		
110	125	QOM110VH		
125	125	QOM125VH		
QOM2 Frame Size				
100	150-225	QOM2100VH		#4-300
125	150-225	QOM2125VH		
150	150-225	QOM2150VH		
175	200-225	QOM2175VH		
200	200-225	QOM2200VH		
225	225	QOM2225VH		

THREE PHASE LOAD CENTERS – OUTDOOR

Mains Rating	Branch Spaces	Load Center Catalog Number	Ground Bar
Fixed Main Lugs, 65,000A Short Circuit Current Rating			
60	3	QO403L60NRB	P4GTA
125	12	QO312L125GRB	Included
	20	QO320L125GRB	
200	18	QO318L200GRB	
	30	QO330L200GRB	
225	42	QO342L225GRB	
Convertible Main Breaker, QO3100VH 22,000A Short Current Rating			
100	27	QO327M100RB	PK15GTA
Convertible Main Breaker, QO 25,000A Short Circuit Current Rating			
125	30	QO330MQ125RB	PK18GTA
150	30	QO330MQ150RB	
200	30	QO330MQ200RB	
	42	QO342MQ200RB	PK23GTA
225	42	QO342MQ225RB	

THREE PHASE LOAD CENTERS – INDOOR

Mains Rating	Branch Spaces	Load Center Catalog Number	Cover Cat. No. F=Flush S=Surface	Ground Bar
Fixed Main Lugs, 65,000A Short Circuit Current Rating				
60	3	QO403L60N (F/S)	Included	PK4GTA
125	12	QO312L125G	QOC16U (F/S)	Included
	20	QO320L125G	QOC24U (F/S)	
	24	QO324L125G	QOC24U (F/S)	
200	18	QO318L200G	QOC30U (F/S)	
	30	QO330L200G	QOC30U (F/S)	
225	42	QO342L225G	QOC42U (F/S)	
Convertible Main Breaker, QO3100VH 22,000A Short Current Rating				
100	27	QO327M100	QOC30U (F/S)	PK15GTA
Convertible Main Breaker, QO 25,000 Short Circuit Current Rating				
125	30	QO330MQ125	QOC342Q (F/S)	PK18GTA
150	30	QO330MQ150		PK18GTA
	42	QO342MQ150		PK23GTA
200	30	QO330MQ200		PK18GTA
	42	QO342MQ200		PK23GTA
225	42	QO342MQ225		PK23GTA

BRANCH CIRCUIT BREAKERS 10,000 AIR

Ampere Rating	One Pole	Two Pole Common Trip	Three Pole Common Trip
10	QO110	QO210	QO310
15	QO115	QO215	QO315
20	QO120	QO220	QO320
25	QO125	QO225	QO325
30	QO130	QO230	QO330
35	QO135	QO235	QO335
40	QO140	QO240	QO340
45	QO145	QO245	QO345
50	QO150	QO250	QO350
60	QO160	QO260	QO360
70	QO170	QO270	QO370
80		QO280	QO380
90		QO290	QO390
100		QO2100	QO3100
110		QO2110	
125		QO2125	
150		QO2150	
175		QO2175	
200		QO2200	

THREE PHASE MAIN CIRCUIT BREAKERS

Amperage	25k AIR	65k AIR	100k AIR
70	QDL32070	QGL32070	QJL32070
80	QDL32080	QGL32080	QJL32080
90	QDL32090	QGL32090	QJL32090
100	QDL32100	QGL32100	QJL32100
110	QDL32110	QGL32110	QJL32110
125	QDL32125	QGL32125	QJL32125
150	QDL32150	QGL32150	QJL32150
175	QDL32175	QGL32175	QJL32175
200	QDL32200	QGL32200	QJL32200
225	QDL32225	QGL32225	QJL32225

TANDEM CIRCUIT BREAKERS

Ampere Rating	QOT	Replacement for Non-Class CTL
	One Pole	One Pole
15 & 15	QOT1515	QO1515
15 & 20	QOT1520	QO1520
20 & 20	QOT2020	QO2020

GROUND FAULT CIRCUIT INTERRUPTERS 10,000 AIR

Ampere Rating	One Pole	Two Pole	Three Pole
15	QO115GFI	QO215GFI	
20	QO120GFI	QO220GFI	
25	QO125GFI	QO225GFI	
30	QO130GFI	QO230GFI	
40		QO240GFI	
50		QO250GFI	
60		QO260GFI	

For bolt-on breakers, change QO to QOB

ARC FAULT CIRCUIT INTERRUPTERS 10,000 AIR

Ampere Rating	One Pole
15	QO115AFI
20	QO120AFI

SURGEBREAKER® SECONDARY SURGE ARRESTER

Catalog Number	Clamping Voltage at Surge Currents of:		
	1,500A	5,000A	10,000A
QO2175SB	500V	625V	750V

SURGEBREAKER® PLUS WHOLE HOUSE SURGE PROTECTOR

Type	Catalog Number
Indoor	SDSB1175C

Square D® QO® Load Centers and Circuit Breakers are part of a comprehensive family of circuit protection solutions. Like all Square D products from Schneider Electric, these innovative protective devices come built for easy installation and reliable operation. And they're designed to stand the test of time.

For more information on our circuit protection products or other solutions, please call your local Square D distributor or sales office. Or visit our website at www.SquareD.com.



QO 4-8 Circuit Load Center

Ideal for indoor and outdoor sub-feed applications, such as dual-zone HVAC, hot tubs and pools. These 125A main lug panels accommodate up to 8 circuits when QO tandem breakers are installed.



QO 32-Circuit Space Load Center

Ideal for new construction, service upgrades or remodels, these new QO 100A and 125A single-phase load centers offer 32 circuit spaces to meet a growing need in the residential market for increased circuit space.



Non-Metallic QO 2-4 Circuit Load Center

Corrosion-resistant enclosure is ideal for accommodating GFCI protection and switching for outdoor circuits, such as hot tubs, fountains and swimming pools.



Generator Panel

If you live where power outages are frequent, or potentially dangerous, the Square D generator panel is the ideal way to safely connect specific circuits in the home to an alternate power source.

National Electrical Code is a registered trademark of the National Fire Protection Association.

Schneider Electric North American Operating Division

1415 S. Roselle Road
Palatine, IL 60067
Tel: 847-397-2600