

Product data sheet

Characteristics

ZB4BW0B55

orange light block with body/fixing collar with integral LED 24V 1NO+1NC

Product availability : Stock - Normally stocked in distribution facility

Price* : 90.00 USD



Main

| | |
|-------------------------------|--|
| Range of product | Harmony XB4 |
| Product or component type | Complete body/contact assembly and light block |
| Device short name | ZB4 |
| Fixing collar material | Zamak |
| Sale per indivisible quantity | 1 |
| Contacts type and composition | 1 NO + 1 NC |
| Contact operation | Slow-break |
| Connections - terminals | Screw clamp terminals: $\leq 2 \times 1.5 \text{ mm}^2$ with cable end conforming to EN 60947-1 Screw clamp terminals: $\geq 1 \times 0.22 \text{ mm}^2$ without cable end conforming to EN 60947-1 |
| Light source | Protected LED |
| Bulb base | Integral LED |
| Light block supply | Direct |
| Light source colour | Orange |
| [Us] rated supply voltage | 24 V AC/DC, 50/60 Hz |

Complementary

| | |
|-------------------------------|--|
| CAD overall width | 1.18 in (30 mm) |
| CAD overall height | 1.85 in (47 mm) |
| Terminals description ISO n°1 | (11-12)NC |
| Product weight | 0.16 lb(US) (0.074 kg) |
| Contacts usage | Standard |
| Positive opening | With positive opening conforming to EN/IEC 60947-5-1 appendix K |
| Operating travel | 0.06 in (1.5 mm) (NC changing electrical state) 0.1 in (2.6 mm) (NO changing electrical state) 0.17 in (4.3 mm) (total travel) |
| Operating force | 2 N (NC changing electrical state) 2.3 N (NO changing electrical state) |

| | |
|--|---|
| Operating torque | 0.44 lbf.in (0.05 N.m) (NO changing electrical state) |
| Mechanical durability | 5000000 cycles |
| Tightening torque | 7.08...10.62 lbf.in (0.8...1.2 N.m) conforming to EN 60947-1 |
| Shape of screw head | Cross head compatible with Philips no 1 screwdriver Cross head compatible with pozidriv No 1 screwdriver Slotted head compatible with flat Ø 4 mm screwdriver Slotted head compatible with flat Ø 5.5 mm screwdriver |
| Contacts material | Silver alloy (Ag/Ni) |
| Short-circuit protection | 10 A cartridge fuse type gG conforming to EN/IEC 60947-5-1 |
| [I _{th}] conventional free air thermal current | 10 A conforming to EN/IEC 60947-5-1 |
| [U _i] rated insulation voltage | 600 V (degree of pollution: 3) conforming to EN 60947-1 |
| [U _{imp}] rated impulse withstand voltage | 6 kV conforming to EN 60947-1 |
| [I _e] rated operational current | 3 A at 240 V, AC-15, A600 conforming to EN/IEC 60947-5-1 6 A at 120 V, AC-15, A600 conforming to EN/IEC 60947-5-1 0.1 A at 600 V, DC-13, Q600 conforming to EN/IEC 60947-5-1 0.27 A at 250 V, DC-13, Q600 conforming to EN/IEC 60947-5-1 0.55 A at 125 V, DC-13, Q600 conforming to EN/IEC 60947-5-1 1.2 A at 600 V, AC-15, A600 conforming to EN/IEC 60947-5-1 |
| Electrical durability | 1000000 cycles, AC-15, 2 A at 230 V, operating rate: 3600 cyc/h, load factor: 0.5 conforming to EN/IEC 60947-5-1 appendix C 1000000 cycles, AC-15, 3 A at 120 V, operating rate: 3600 cyc/h, load factor: 0.5 conforming to EN/IEC 60947-5-1 appendix C 1000000 cycles, AC-15, 4 A at 24 V, operating rate: 3600 cyc/h, load factor: 0.5 conforming to EN/IEC 60947-5-1 appendix C 1000000 cycles, DC-13, 0.2 A at 110 V, operating rate: 3600 cyc/h, load factor: 0.5 conforming to EN/IEC 60947-5-1 appendix C 1000000 cycles, DC-13, 0.5 A at 24 V, operating rate: 3600 cyc/h, load factor: 0.5 conforming to EN/IEC 60947-5-1 appendix C |
| Electrical reliability | $\Lambda < 10\exp(-6)$ at 5 V, 1 mA in clean environment conforming to EN/IEC 60947-5-4 $\Lambda < 10\exp(-8)$ at 17 V, 5 mA in clean environment conforming to EN/IEC 60947-5-4 |
| Signalling type | Steady |
| Supply voltage limits | 19.2...30 V DC 21.6...26.4 V AC |
| Current consumption | 18 mA |
| Service life | 100000 h at rated voltage and 25 °C |
| Surge withstand | 1 kV conforming to IEC 61000-4-5 |

Environment

| | |
|---------------------------------------|--|
| Protective treatment | TH |
| Ambient air temperature for storage | -40...158 °F (-40...70 °C) |
| Ambient air temperature for operation | -40...158 °F (-40...70 °C) |
| Electrical shock protection class | Class I conforming to IEC 60536 |
| Standards | EN/IEC 60947-5-1 EN/IEC 60947-5-5 JIS C 4520 EN/IEC 60947-5-4 UL 508 EN/IEC 60947-1 CSA C22.2 No 14 |
| Product certifications | DNV LROS (Lloyds register of shipping) CSA RINA GL BV UL listed |
| Vibration resistance | 5 gn (f = 2...500 Hz) conforming to IEC 60068-2-6 |
| Shock resistance | 30 gn (duration = 18 ms) half sine wave acceleration conforming to IEC 60068-2-27 50 gn (duration = 11 ms) half sine wave acceleration conforming to IEC 60068-2-27 |
| Resistance to fast transients | 2 kV conforming to IEC 61000-4-4 |
| Resistance to electromagnetic fields | 9.14 V/yd (10 V/m) conforming to IEC 61000-4-3 |
| Resistance to electrostatic discharge | 6 kV on contact (on metal parts) conforming to IEC 61000-2-6 |

8 kV in free air (in insulating parts) conforming to IEC 61000-2-6

| | |
|--------------------------|---------------------------------|
| Electromagnetic emission | Class B conforming to IEC 55011 |
|--------------------------|---------------------------------|

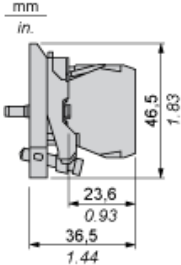
Ordering and shipping details

| | |
|-----------------------|---|
| Category | 22469 - PUSHBUTTON,22MM ACCESSORIES-NEW |
| Discount Schedule | CS2 |
| GTIN | 00785901382898 |
| Nbr. of units in pkg. | 1 |
| Package weight(Lbs) | 0.14999999999999999 |
| Returnability | Y |
| Country of origin | FR |

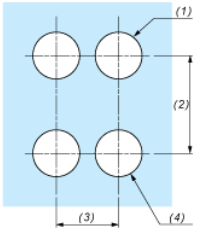
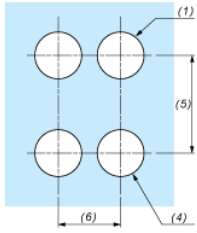
Contractual warranty

| | |
|-----------------|-----------|
| Warranty period | 18 months |
|-----------------|-----------|

Dimensions



Panel Cut-out for Pushbuttons, Switches and Pilot Lights (Finished Holes, Ready for Installation)

| Connection by Screw Clamp Terminals or Plug-in Connectors or on Printed Circuit Board | On Direct Mount Faston Connectors |
|---|--|
|  |  |
| <p>(1) Diameter on finished panel or support (2) 40 mm min. / 1.57 in. min. (3) 30 mm min. / 1.18 in. min. (4) $\text{Ø } 22.5 \text{ mm} / 0.89 \text{ in. recommended } (\text{Ø } 22.3 \text{ mm }_0^{+0.4} / 0.88 \text{ in. }_0^{+0.016})$ (5) 45 mm min. / 1.78 in. min. (6) 32 mm min. / 1.26 in. min.</p> | |