



Harmony XB4 metal

Control and signaling units



Harmony

Discover [Harmony](#)

Advanced operator interface and industrial relays

Harmony operator interface and industrial relays enhance operational efficiency and equipment availability across industrial and building applications. Harmony includes intelligent connected products and edge terminals that visualize, gather and process data, enabling informed operator decisions

Explore our offer

- [Harmony](#) Push Buttons and Switches
- [Harmony](#) HMI Operator Terminals, IPC and EdgeBox
- [Harmony](#) Signaling Devices
- [Harmony](#) Electrical Relays
- [Harmony](#) Safety

Life Is On

Schneider
Electric

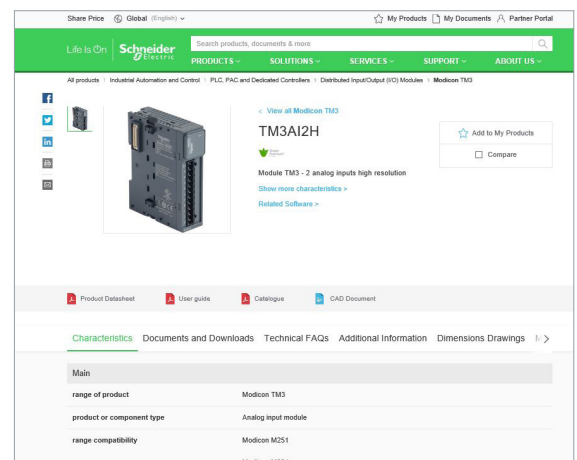
Quick access to product information

Get technical information about your product

References

Modicon TM3
I/O expansion modules for Modicon controllers
Analog I/O modules

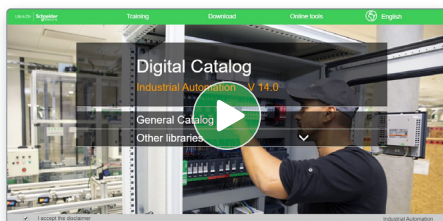
Number and type of channels	Input range	Resolution	Aperture time (ms)	Reference	Weight (kg)
2 voltage/current inputs	-15...+15 VDC 0...20 mA A, 20 mA	16,000 or 10,000 1/2	0.005	TM3AI2H	0.110
4 voltage/current inputs	-15...+15 VDC 0...20 mA A, 20 mA	12,000 or 10,000 1/2	0.005	TM3AI4	0.100
4 voltage/current or temperature inputs (T)	-15...+15 VDC 0...20 mA A, 20 mA	16,000 or 10,000 1/2	0.005	TM3AI4T	0.110
4 differential temperature inputs (T)	-15...+15 VDC 0...20 mA A, 20 mA	16,000 or 10,000 1/2	0.005	TM3AI4T	0.110
8 self-diagnosing	-15...+15 VDC	12,000 or 10,000 1/2	0.005	TM3AI8	0.110



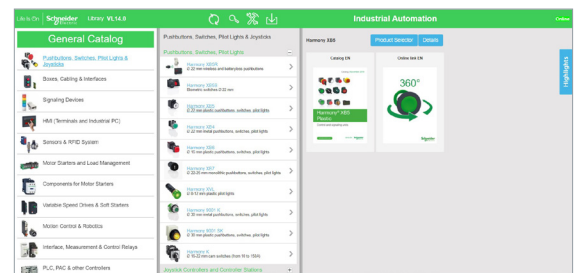
Each commercial reference presented in a catalog contains a hyperlink. Click on it to obtain the technical information of the product:

- Characteristics, Dimensions and drawings, Mounting and clearance, Connections and schemas, Performance curves
- Product image, Instruction sheet, User guide, Product certifications, End of life manual

Find your catalog



- > With just 3 clicks, you can access the Industrial Automation and Control catalogs, in both English and French
- > Consult digital automation catalogs at [Digi-Cat Online](#)

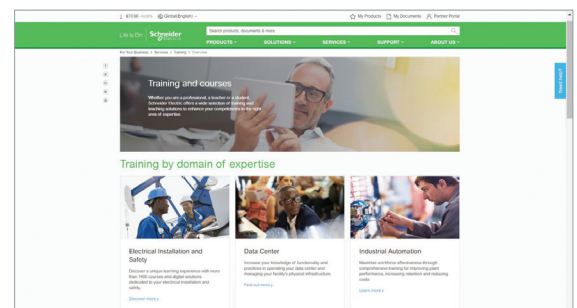


- Up-to-date catalogs
- Embedded product selectors, 360° pictures
- Optimized search by commercial references

Select your training



- > Find the right [Training](#) for your needs on our Global website
- > Locate the training center with the selector tool, using this [link](#)



General contents

Harmony XB4 metal

■ General presentation	page 3
■ Presentation	
□ Presentation, installation, and environment.....	page 12
Selection guide	page 14
■ Description	
□ Complete units, XB4B and XB4F.....	page 16
□ Sub-assemblies, ZB4B and ZB4F.....	page 20
■ Installation	
□ Contact mounting - Contact sequence.....	page 28
■ References for Diameter 22 mm mounting	
□ Spring return pushbuttons, unmarked and with marking	page 31
□ Illuminated pushbuttons, spring return	
- With Universal LED and BA 9s base fitting.....	page 35
□ Multiple-headed pushbuttons, spring return	page 39
□ Mushroom head pushbuttons, spring return and latching	page 42
□ Emergency stop and Emergency switching off functions	page 44
□ Illuminated rings and circular yellow legends for Emergency stop	page 46
□ Illuminated Emergency switching off function and circular yellow legends	page 47
□ Accessories for Pushbuttons	page 48
□ Large head pushbuttons with integrated bellows	page 51
□ Pushbuttons and illuminated pushbuttons, push-push.....	page 52
□ Selector switches	
- With standard handle and long handle.....	page 54
- Key switches, toggle switches, and with knurled knob	page 56
- Illuminated, with standard handle and Universal LED.....	page 58
□ Pilot lights	
- With Universal LED and BA 9s base fitting.....	page 60
- Push-to-test pilot light	page 63
□ Specific functions	
- Manual overload reset pushbuttons, potentiometers	page 64
- Timers, hour counters, annunciators, USB/RJ45 ports, and fuse carrier.....	page 65
- Joystick controllers and wobblesticks	page 67
□ Accessories	
- For heads	page 68
- Legends, legend holders, legend panel, and illuminated rings.....	page 70
■ References for diameter 30 mm, Flush mounted	
□ Flush mounted spring return pushbuttons, unmarked and with marking	page 79
□ Flush mounted illuminated pushbuttons, spring return	
- With Universal LED.....	page 82
□ Flush mounted pushbuttons with push-push, illuminated and non-illuminated	page 85
Flush mounted selector switches	
- With standard handle and long handle.....	page 87
- Key switches, and with knurled knob	page 89
- Illuminated, with standard handle and Universal LED.....	page 91
□ Flush mounted pilot light with Universal LED	page 93
■ Accessories for Diameter 30 mm	
□ For heads	page 94
□ Legends, legend holders, legend panel, and illuminated rings.....	page 95
■ Common Components and Accessories	
□ Body/contact assemblies and light blocks.....	page 99
■ Product reference index	page 114

Control and signaling units

Pushbuttons, switches, and pilot lights



Life Is On

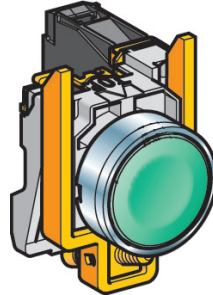
Schneider
Electric

Control and signaling units

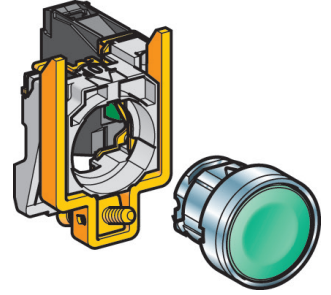
Harmony XB4 metal

Pushbuttons, switches, and pilot lights

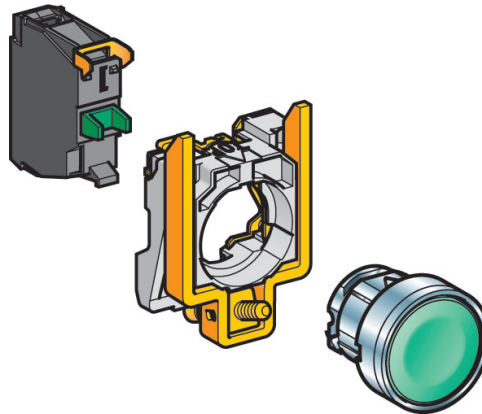
The Harmony XB4 range of metal pushbuttons, switches, and pilot lights combines simplicity of installation, flexibility, and robustness to meet the majority of industrial applications. It delivers one of the most comprehensive product ranges available on the market and meets the robustness and performance requirements for the majority of industrial applications.



Complete unit for repetitive orders XB4BA31



Sub-assembly (for additional flexibility) ZB4BZ101 + ZB4BA3



Basic elements (for optimum flexibility) ZBE101 + ZB4BZ009 + ZB4BA3



A global network of partners you can rely on to support customized end-to-end solutions

A single provider

Our team of experts understands the needs of our customers in terms of their processes and applications. The Harmony ranges are available globally wherever you need them.

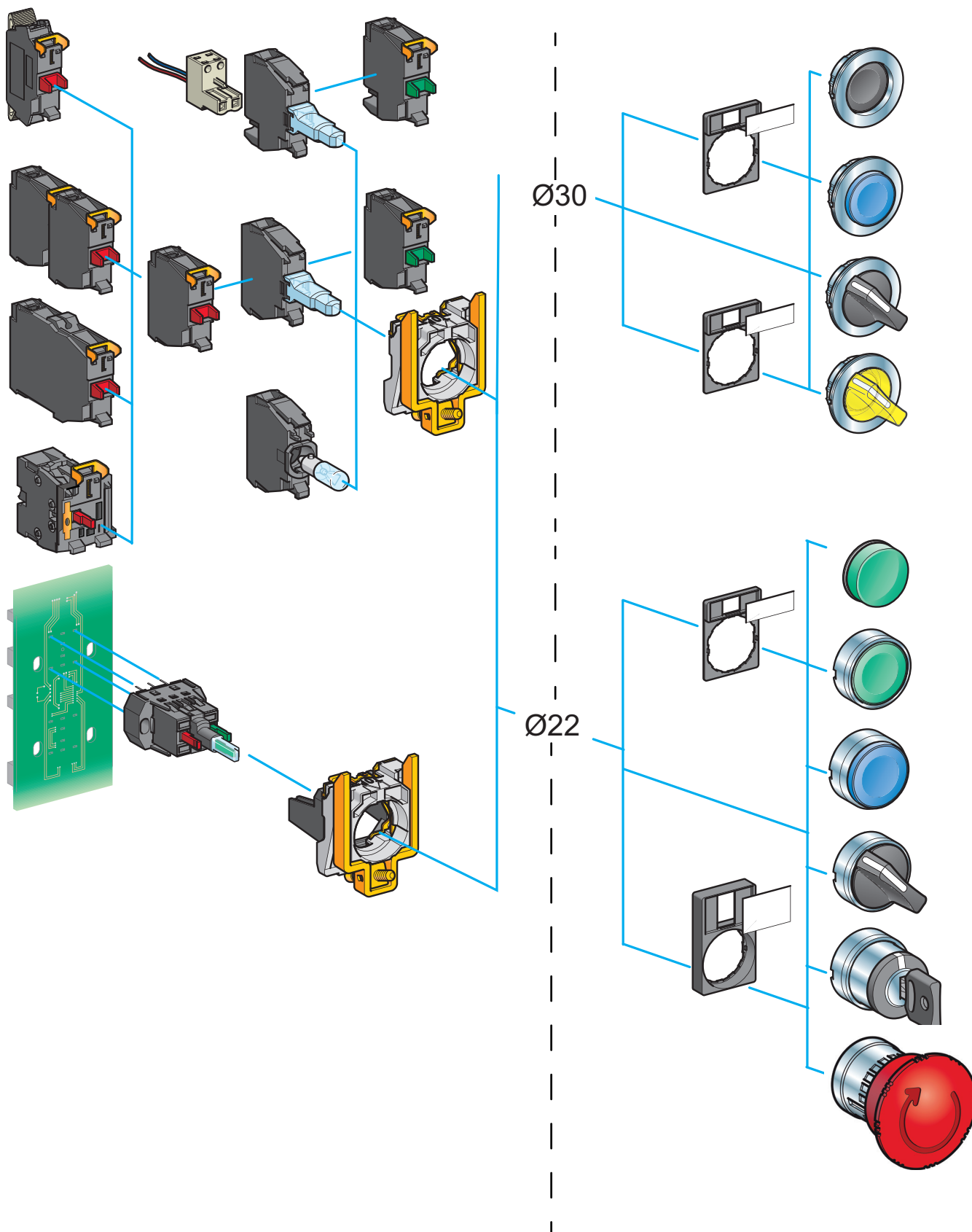
The confidence of a market leader


- > More than 50 years' experience designing switches, pushbuttons, and pilot lights
- > A global network of partners and distributors you know and trust
- > Worldwide product availability with over 17,000 points of sale in more than 100 countries

Control and signaling units

Harmony XB4 metal

Pushbuttons, switches, and pilot lights





360° view
Click on the image for 3D view



Customized products

Modern design

Harmony delivers an innovative and ergonomic design that allows easy operation and improves the look and feel of your control panels and machines.

Improved reliability of panels, machines, and processes

- > The flush-mounting solution addresses the market demands for ergonomic design and aesthetics
- Built-in flush pushbuttons
- Flush mounting kit accessories
- > Pushbuttons and switches with a vibrant color pallet

A touch of style for your electrical panels

- > Innovative design without compromise on cost
- > Better perceived quality of your machines and panels
- > A clearer view of control features


> Define your own style with powerful customization options

- > Markings on pushbutton, illuminated pushbuttons, and pilot lights caps
- > Markings on the bezel for all built-in flush products
- > Markings on accessories, like legend plates and legend panels





Emergency stop pushbutton with illuminated rings



NC monitoring contact block



[Harmony XB4 metal](#)
[Explosive atmosphere offer](#)

Operational efficiency

The Harmony XB4 range offers innovative features for ease-of-use to make an operator's work simpler and more efficient.

Improved operator efficiency

- > Illuminated Emergency stop pushbutton solutions that help you quickly find the E-stop button responsible for the production downtime
- > Robust illuminated and non-illuminated buzzers providing water resistance up to IP66, IP67, IP69, and IP69K
- > High brightness and full-surface illumination of pushbuttons and selector switches
- > Dedicated offer for explosive atmospheres

Reduce safety risk and downtime machine



- > Monitor the Emergency stop head connection with the NC safety monitoring contact block reduce human error during maintenance or installation of the machine
- > Integrated two functions in one to keep existing cabling and avoid extra connection risk.
- > Dedicated offer for explosive atmospheres

Universal LED block for all illuminated functions

Harmony streamline the structure of pilot lights and actuators using LED by moving from 6 colored LEDs to a universal source of luminosity.

A unique technology that leads to the best lighting solution

- > Divide by 6 the stocked part numbers (for a given wiring & voltage solution)
- > Astonishing intensity and contrast with enhanced color purity
- > Reduce conception and installation time
- > Simplified maintenance
- > Avoid errors on pairing between heads and light blocks, nomenclatures are simplified



The universal light blocks are now identifiable in the catalog with the below logo as well as physically on the product with the two letters "UN".






Affordable


Harmony delivers simplicity and efficiency while helping to keep your costs down.

Increasing operator's efficiency

- > USB and RJ45 ports for a simple, effective way to connect a PC or USB
- > Timer for simple adjustment of your machine's time settings
- > 3-phase pilot lights mounted in a single 30 mm (1.181 in.) diameter hole
- > Potentiometer with integrated resistor
- > Yellow illuminated functions
- > Small displays in a diameter 22 mm hole for quicker mounting



USB port




RJ45 port



Timer



3-phase indicator



Complete potentiometer



Buzzer



Basic display

Mounting options for easy access
to functions on the front panel

Legend panels that help simplify installation

- > Hole positions are clearly identified and aligned on the legend panels
- > Just stick the legend panel on your operator interface surface and punch the hole where indicated
- > Save up to 75% of installation time compared with conventional hole alignment methods



Legend panel

Compatible with control stations and enclosures

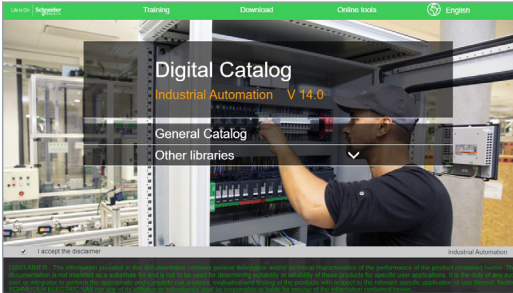
The Harmony XB4 range is compatible with a wide range of control stations and enclosures

- > XAPD: standard metal grey box (RAL7035)
- > XAPK: metal yellow station for emergency stop application (RAL1004)
- > XAPO: metal orange station (RAL2008)
- > XAPG: metal grey box (RAL7032) for North America standards (NPT cable glands)
- > XAPE: metal pre-drilled front plate
- > XAWG/XAWF: plastic and metal box for ATEX dust environment with XB4 EX



Product Selector

Web digital selector
Click to open the selector



Digi-Cat
Click to download Digi-Cat

Simple selection

Harmony XB4 delivers a comprehensive range of products that enable simple selection to help minimize your costs right from the beginning.

Digital tools help you select the right product and customize it to meet your needs

- > Digi-Cat, for easy, up-to-date access to the PDF catalogs
- > Web digital selector to help you find the right reference for your application and customize your product.

Easy to convert from standard to flush mounted pushbuttons


- > Harmony XB4 pushbuttons offer the flexibility to convert from standard to flush mounting versions by simply changing a single letter in the product reference.

Example:

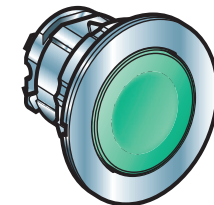
ZB4BA3



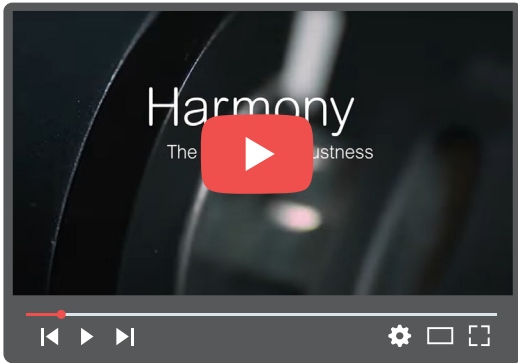
ZB4FA3



Standard
mounting



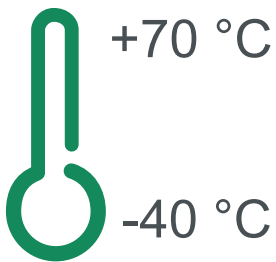
Flush
mounting



The secret of robustness
Click to open video (46 sec)

IP69

Robust performance
even in harsh
environments



Robustness

Harmony XB4 delivers extremely robust performance even in severe environments.

Improved reliability of panels, machines, and processes

- > Sealing effectiveness rated up to IP66, IP67, IP68, IP69, IP69K, and type 4X
- > High impact resistance up to IK06 rating
- > Operating temperature ranging from -40 to +70 °C / -40 to +158 °F
- > Compliance with international standards (IEC, UL, CCC, EAC, JIS)
- > Marine certified (BV, LROS, BDNV, GL)

High electrical performance

- > Contacts and heads designed to prevent vibration, helping to ensure secure mounting and wiring
- Choose from standard, low-load, and high-power electrical contacts

Lower maintenance

- > Harmony pushbuttons are designed to perform up to 10 million operations.
- This represents more than 1,000 operations a day for 27 years.



Marine environment
Click to open video (42 sec)

Adapted to your applications, segments, and operating environments

Harmony offers a unique and unrivalled depth of range delivering products adapted to your applications, segments, and operating environments.



Material working




Packaging



Pumping



Consumer packaged goods



Water & waste water



Oil & Gas



Material handling

Control and signaling units

Harmony XB4, metal

Pushbuttons, switches, and pilot lights



Harmony XB4 range of control and signaling units for Ø 22 mm/0.866 in. mounting



Harmony XB4 flush mounted control and signaling units for Ø 30 mm/1.181 in mounting

Presentation

The Harmony® XB4 metal range of modular control and signaling units combines simplicity of installation, flexibility, and robustness. It meets the requirements of the majority of industrial applications. These units are either available as complete products or separate components for customer assembly.

This range includes:

- Pushbuttons, selector/key switches, Emergency stop functions, and multiple-headed pushbuttons designed for parameter settings, adjustments, and start/stop control of machines and installations
- Pilot lights, illuminated pushbuttons, illuminated selector switches, and illuminated Emergency stop functions designed for visual signaling
- Various accessories including:
 - Flush mounting kits:
 - redesigned, improving the look of the control panel
 - quick and easy installation in a 30.5 mm/1.20 in. hole making it compatible with 22 mm/0.87 in. devices
 - a cost-effective solution, as the control devices and the operating modes of the machine do not change
 - Other accessories: protective covers, legends and legend holders, pushbutton caps, boots, bulbs, etc.

The pushbutton and switch control offer (illuminated and non-illuminated) is both broad and comprehensive:

- Pushbuttons, spring return with flush push, projecting push, recessed push, booted flush push, or mushroom head
- Emergency stop pushbuttons with 3 types of head: push-pull, turn to release, and key release
- Pilot lights and illuminated pushbuttons with Universal LED and BA 9s base fitting bulbs
- Selector switches with different types of operator: standard handle, long handle, knurled knob, or key
- Choice of heads: circular, double-head/triple-head rectangular, or toggle
- Colors of push: white, black, green, orange, blue, red, or yellow
- Connection type: screw clamp connector, Faston connector, spring terminal, or for printed circuit board
- Contact blocks for general purpose or specific applications (low current, standard, or high power switching)
- Choice of heads to meet the majority of industrial needs: from the most basic pushbuttons and pilot lights, to functions meeting modern machine requirements, such as USB & RJ45 ports
- Wide choice of accessories and spare parts
- Other specific functions: complete potentiometer, hour counters, annunciator, or joystick controllers

Innovative complementary offers are also available:

- Control and signaling units for severe applications
- Wireless and batteryless pushbuttons
- Biometric switches

Control and signaling units

Harmony XB4, metal


Pushbuttons, switches, and pilot lights

Installation


Harmony XB4 products are both simple and quick to install:

- Mounting by single installer (self-maintaining head in its cut-out)
- Clip-together component system (head, body, contact blocks, and LED)
- Anti-loosening system for screw clamp terminals on contact blocks

Harmony XB4 standard mounting products are installed with or without a notch in a $\varnothing 22$ mm/0.866 in. hole, thanks to the self-cleavable orientation pin.



For installation of Harmony XB4 standard mounting products






For installation of Harmony XB5 flush mounting products

Harmony XB4 flush mounting products are installed without a notch in a $\varnothing 30$ mm/1.181 in. hole. This gives flush mounting products the same actuating area as that of standard mounting products, offering optimized ergonomics for operators even when wearing gloves.

Environment

The performance of the Harmony XB4 range meets some of the most demanding international standards and approvals:

- Certified and approved for meeting requirements throughout all continents: EN/IEC, CE marking, UL, CSA, CCC, EAC, JIS, NEMA, and marine approvals
- Protection against ingress of solid objects, dust, and water: IP66, IP67, IP69, IP69K, type 4X
- Operating temperature range from -40 °C to $+70$ °C/ -40 °F to $+158$ °F for outdoor applications
- Shock protection level up to IK06
- High vibration resistance with shakeproof connection screws (periodic retightening unnecessary)

Product type	Pilot lights	Pushbuttons, selector switches, and pilot lights			Biometric switches	Wireless and batteryless pushbuttons	Pushbuttons, selector switches, and pilot lights	Joystick controllers	Pushbuttons, selector switches, and pilot lights	Cam switches			
													
Description of range	<ul style="list-style-type: none"> LED pilot lights 	<ul style="list-style-type: none"> Pushbuttons Multiple-headed pushbuttons Emergency Stop pushbuttons Selector switches and key switches Illuminated pushbuttons Pilot lights Flush mounted pushbuttons, selector switches, and pilot lights (1) 			<ul style="list-style-type: none"> Fingerprint readers 24V $\overline{\text{DC}}$ Stand-alone biometric switches Stand-alone USB biometric switches USB biometric switches dedicated to Schneider HMI (2) 	<ul style="list-style-type: none"> Wireless and batteryless pushbuttons and rope pull switch Wireless receivers Harmony Hub 	<ul style="list-style-type: none"> Pushbuttons Emergency Stop and Emergency switching off pushbuttons Selector switches and key switches Illuminated pushbuttons Pilot lights 	<ul style="list-style-type: none"> 2- or 4-direction Stay put or spring return 	<ul style="list-style-type: none"> Pushbuttons Emergency Stop pushbuttons Selector switches and key switches Illuminated pushbuttons Pilot lights 	<ul style="list-style-type: none"> Switches Stepping switches Reversing and changeover switches Ammeter switches Voltmeter switches Reversing switches Star-delta and reversing star-delta switches Pole change switches 			
Features	Products	Monolithic, compact, low consumption			Monolithic	Ready-to-use packs (3) and "components" range	Monolithic	Complete units or sub-assemblies (body + head with lever)	Complete units or sub-assemblies (body + head)	Complete units or sub-assemblies (body + front panel+ head)			
	Bezel	Double insulated	Double insulated (4)	Metal, chromium plated, or black	Double insulated	Double insulated, dark gray	Metal, chromium plated, or double insulated, black	Double insulated, dark gray (or white for pilot lights)	Metal, chromium plated	Double insulated, black			
	Shape of head	Circular	Circular, square, or rectangular	Circular	Circular	–	Transmitter with circular head	Circular	Circular	Hexagonal	Square		
Drilling or cut-out for fixing		$\varnothing 8$ mm and $\varnothing 12$ mm/0.315 in. and 0.472 in.	$\varnothing 16$ mm/0.630 in.	$\varnothing 22$ mm/0.866 in. $\varnothing 30$ mm/1.181 in. (for flush mounted control and signaling units)	$\varnothing 22$ mm/0.866 in.	$\varnothing 22$ mm/0.866 in.				$\varnothing 30$ mm/1.181 in.	$\varnothing 16$ or $\varnothing 22$ mm/0.630 or 0.866 in.: series K10 $\varnothing 22$ mm/0.866 in. and multifixing: series K1/K2 4 holes, 48 or 68 centers: series K30...K150		
Degree of protection	Conforming to IEC 60529	IP40 IP65 with seal	IP65	IP66, IP67, IP69, and IP69K	IP65 (control button)	IP65	IP65 (control buttons and pilot lights) IP54 (Emergency switching off pushbuttons)	IP65	IP66	IP65	IP66	IP65: series K10 IP40, IP65 with seal: series K1/K2 IP40: series K30...K150	
	Conforming to UL 508 and CSA C22-2 No. 14	–	Enclosure type 4, 4X, and 13	–	Enclosure type 12	Enclosure type 12	Enclosure type 3 (pushbuttons and Emergency stop) and 4 (pilot lights)	Enclosure type 4, 4X and 13	Enclosure type 4 and 13 (9001K) Enclosure type 4, 4X, 13 (9001SK)	–	–	–	
Cabling		Tags for 2.8 x 0.5 mm/0.110 x 0.020 in. connectors or threaded connector	Faston connectors Solder pins for printed circuit boards (4) Fast connector socket (5)	Spring clamp terminal connections Screw clamp terminal connections Faston connectors Connector with adapter for printed circuit board	Cable or connectors	Wireless (transmitter) Through cable (receiver)	Screw and captive clamp terminal connections Faston clip connections (pilot lights)	Screw and captive clamp terminal connections					
Mounting	Panel thickness	1...8 mm/0.039...0.315 in.	1...6 mm/0.039...0.236 in.				1...6 mm/0.039...0.236 in.					0.5...6 mm/0.020...0.236 in. (depending on model)	
Type references		XVLA	XB6, XB6E	XB4	XB5	XB5S	XB5R, XB4R	XB7	XD4PA	XD2GA	XD5PA	9001K, 9001SK	K10, K1, K2, K30, K50, K63, K115, K150

(1) Flush mounted control and signaling units are available for Harmony XB4 and XB5 ranges only.
 (2) Compatible with Harmony iPC, STU, OT, GXO, GT (except GT1000 series), GK, GH, and GTO models.
 (3) Wireless and batteryless pushbutton and receiver ready-paired at the factory.

(4) For Harmony XB6 only.
 (5) For Harmony XB6E only.

Control and signaling units

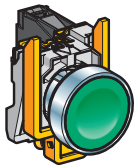
Harmony XB4, metal

Diameter 22 mm pushbuttons, switches, and pilot lights

Complete units, XB4B

Complete units

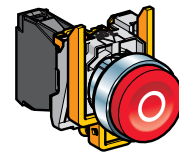
Contact functions



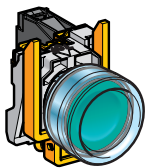
Flush push, unmarked
XB4BA●1/BA42
see [page 31](#)



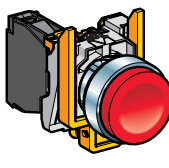
Flush push, with marking
XB4BA●3●●
see [page 34](#)



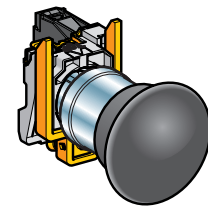
Projecting push, with marking
XB4BL4325
see [page 34](#)



Booted flush push
XB4BP●1/BP42
see [page 33](#)

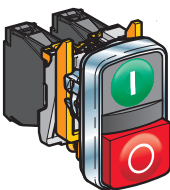


Projecting push, unmarked
XB4BL42
see [page 32](#)

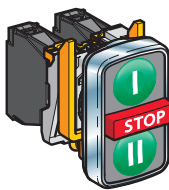


Ø 40 mm/
1.57 in.

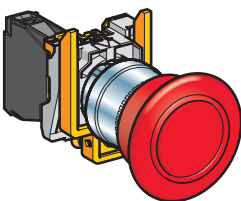
Mushroom head
XB4BC21
see [page 42](#)



Double-headed
XB4BL73415
see [page 39](#)

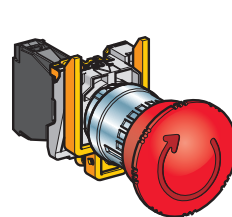


Triple-headed
XB4BA731327/XB4BA711237
see [page 41](#)



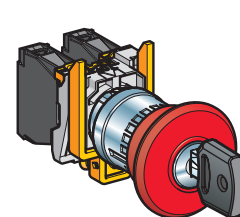
Ø 40 mm/
1.57 in.

Emergency stop or
Emergency switching off
mushroom head
pushbuttons, Ø 40 mm/
1.57 in., with chromium
plated metal bezel



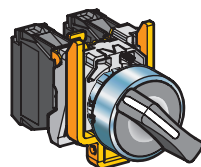
Ø 40 mm/
1.57 in.

Emergency stop trigger action and mechanical latching
Push-pull (EN/ISO 13850)
XB4BT845
see [page 44](#)

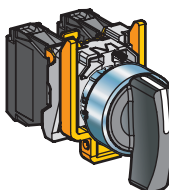


Ø 40 mm/
1.57 in.

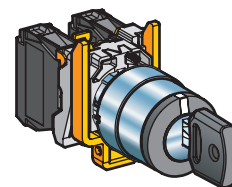
Emergency stop trigger action and mechanical latching
Turn to release (EN/ISO 13850)
XB4BS844●
see [page 44](#)



Selector switches and key
switches, with chromium
plated metal bezel



Standard handle, black
XB4BD●●
see [page 54](#)



Long handle, black
XB4BJ●●
see [page 55](#)

Key switch
XB4BG●●
see [page 56](#)

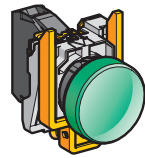
Control and signaling units

Harmony XB4, metal

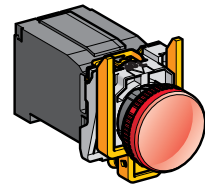
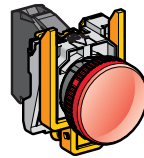
Diameter 22 mm pushbuttons, switches, and pilot lights

Complete units, XB4B

Complete units



UN
Universal
for all color heads



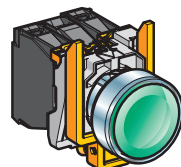
Pilot lights

Universal LED
XB4BVB●/BVG●/BVM●
see [page 60](#)

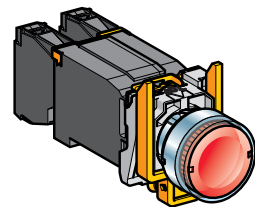
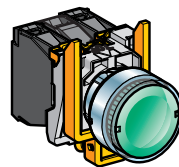
For bulb with BA 9s base fitting
Direct supply
XB4BV6●
see [page 62](#)

Via integral transformer with secondary
XB4BV3●/BV4●
see [page 62](#)

Combined functions (contact and signaling)



UN
Universal
for all color heads

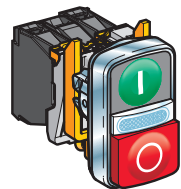


Illuminated pushbuttons, spring return, flush push, chromium plated metal bezel

Universal LED
XB4BW3●B5/BW3●G5/BW3●M5
see [page 35](#)

For bulb with BA 9s base fitting
Direct supply
XB4BW3●65
see [page 38](#)

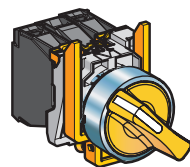
Via integral transformer
XB4BW3●35/BW3●45
see [page 38](#)



UN
Universal
for all color heads

Double-headed pushbuttons + pilot light block, spring return, chromium plated metal bezel

Universal LED
XB4BW73731●5
see [page 40](#)



UN
Universal
for all color heads

Illuminated selector switches with standard handle, chromium plated metal bezel

Universal LED
XB4BK12●●5, XB4BK13●●5
see [page 58](#)

Control and signaling units

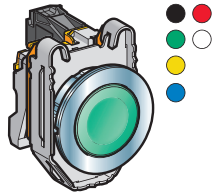
Harmony XB4, metal

Diameter 30 mm pushbuttons, switches, and pilot lights

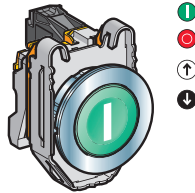
Complete units, XB4F flush mounting

Complete units

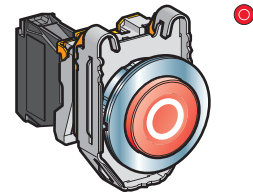
Contact functions for Ø 30 mm mounting



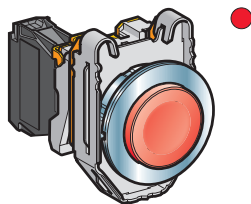
Flush push, unmarked
XB4FA●1/FA42
see [page 79](#)



Flush push, with marking
XB4FA●3●●
see [page 81](#)

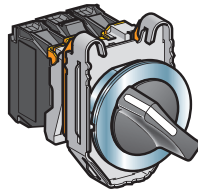


Projecting push, with marking
XB4FL4325
see [page 81](#)



Pushbuttons, spring return,
with chromium plated metal
bezel

Projecting push, unmarked
XB4FL42
see [page 80](#)

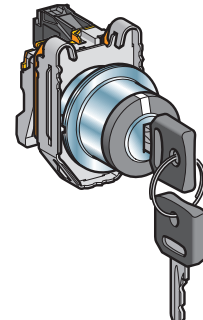


Selector switches and key
switches, with chromium
plated metal bezel

Standard handle, black
XB4FD●●
see [page 87](#)



Long handle, black
XB4FJ●●
see [page 88](#)



Key switch
XB4FG●●
see [page 89](#)

Control and signaling units


Harmony XB4, metal

Diameter 30 mm pushbuttons, switches, and pilot lights

Complete units, XB4F flush mounting

Complete units

Signaling functions for Ø 30 mm mounting

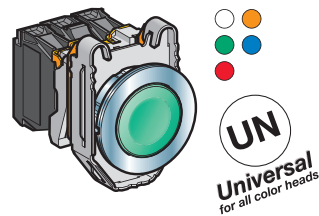


Pilot lights

Universal LED

XB4FVB●/FVG●/FVM●
see [page 93](#)

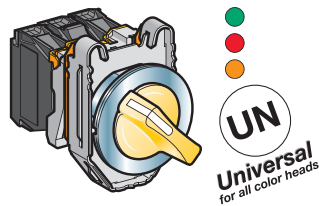
Combined functions (contact and signaling) for Ø 30 mm mounting



Illuminated pushbuttons, spring return, flush push, chromium plated metal bezel

Universal LED

XB4FW3●B5/FW3●G5/FW3●M5
see [page 82](#)



Illuminated selector switches with standard handle, chromium plated metal bezel

Universal LED

XB4FK12●●5, XB4FK13●●5
see [page 91](#)

Control and signaling units

Harmony XB4, metal

Diameter 22 mm pushbuttons, switches, and pilot lights

Sub-assemblies, ZB4B

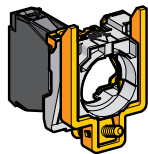
Non illuminated units for user assembly

For pushbuttons, spring return, unmarked

Body sub-assemblies

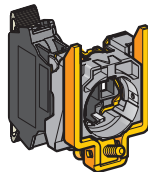


Screw clamp terminals
ZB4BZ10/BZ141
see [page 99](#)



Faston
ZB4BZ10/3
see [page 105](#)

For pushbuttons, spring return, with marking



Spring clamp terminals
ZBE10/5
ZB4BZ10/5
see [page 102](#)

For multiple-headed pushbuttons, spring return

For "push-push to release" pushbuttons


Flush push
ZB4BA3/BA4
ZB4BA334/335
see [page 34](#)



Double-headed pushbuttons
ZB4BA7
ZB4BA79
ZB4BL734
see [page 39](#)



Flush push
ZB4BH0
see [page 52](#)



Projecting push
ZB4BH
see [page 52](#)

Contact functions

Head sub-assemblies, chromium plated or black metal bezel



Flush push without cap
ZB4BA0
see [page 31](#)



Flush push with set of 6 caps
ZB4BA9
see [page 31](#)



Flush push
ZB4BA
see [page 31](#)



Flush push for insertion of legend
ZB4BA8
see [page 31](#)



Projecting push
ZB4BL
see [page 32](#)



Recessed push
ZB4BA6
see [page 33](#)



Booted flush/projecting push
ZB4BP/BP-S
see [page 33](#)



Booted flush push for insertion of legend
ZB4BP8
see [page 33](#)



Flush push
ZB4BA3/BA4
ZB4BA334/335
see [page 34](#)



Projecting push
ZB4BL3
see [page 34](#)



Double-headed pushbuttons
ZB4BA7
ZB4BA79
ZB4BL734
see [page 39](#)



Triple-headed pushbuttons
ZB4BA7313
ZB4BA711
ZB4BA72124
ZB4BA791
see [page 41](#)



Flush push
ZB4BH0
see [page 52](#)



Projecting push
ZB4BH
see [page 52](#)

Control and signaling units

Harmony XB4, metal

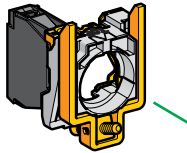
Diameter 22 mm pushbuttons, switches, and pilot lights

Sub-assemblies, ZB4B

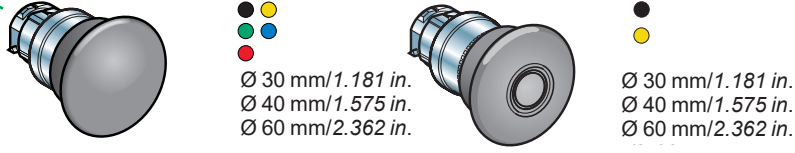
Non illuminated units for user assembly (continued)

Contact functions

For mushroom head pushbuttons



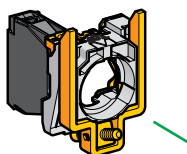
Screw clamp terminals
ZB4BZ10●/BZ141
see page 99



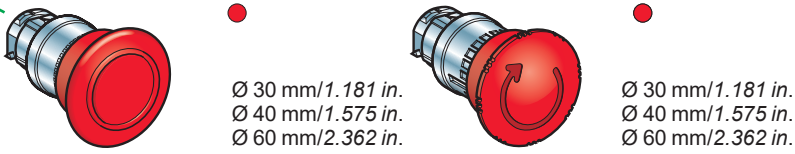
Spring return
ZB4BC●/BR●
see page 42

Latching
ZB4B●2/BS●2/BS55
see page 43

For Emergency Stop or Emergency switching off mushroom head pushbuttons



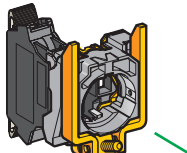
Faston
ZB4BZ10●3
see page 105



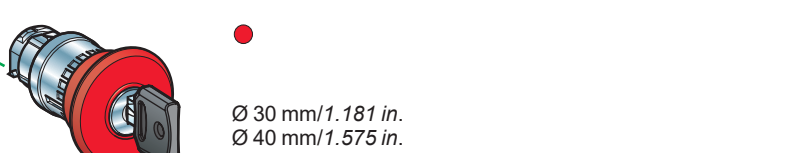
Push-pull (EN/ISO 13850)
ZB4BT84
see page 45

Turn to release (EN/ISO 13850)
ZB4BS8●4
see page 45

Emergency stop trigger action and mechanical latching



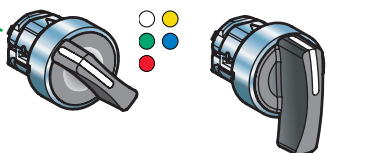
Spring clamp terminals
ZBE10●5
ZB4BZ10●5
see page 102



Key release (EN/ISO 13850)
ZB4BS9●4
see page 45

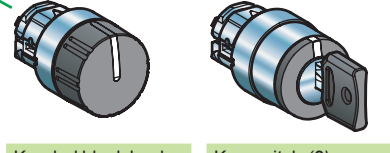

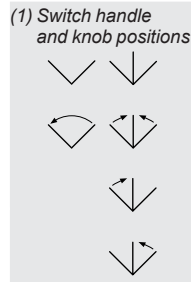
Emergency stop trigger action and mechanical latching

For selector switches and key switches



Standard black handle (1)
ZB4BD●
see page 54

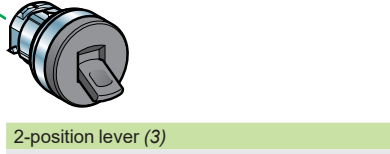
Long black handle (1)
ZB4BJ●
see page 55



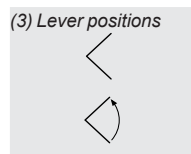
Knurled black knob (1)
ZB4BD●9
see page 57

Key switch (2)
ZB4BG●●/
BG●TEC10
see page 56

For toggle switches



2-position lever (3)
ZB4BD●8, see page 57



Control and signaling units

Harmony XB4, metal

Diameter 22 mm pushbuttons, switches, and pilot lights

Sub-assemblies, ZB4B

Pilot lights for user assembly

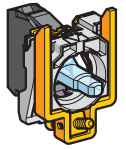
Signaling functions

Body sub-assemblies with Universal LED



Connection: screw clamp terminals

ZB4BVJ1 / BVB1 / BVG1 / BVM1
see [page 107](#)

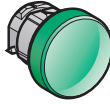


Connection: plug-in connector

ZB4BVB1 / BVG1 / BVM1

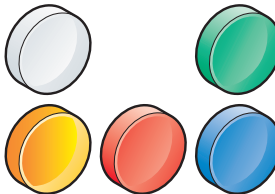
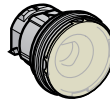
please contact our Customer Care Center

Head sub-assemblies



With lens fitted

ZB4BV0●3
see [page 61](#)



With 5 separate lenses, not fitted

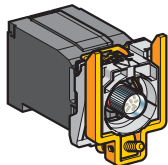
ZB4BV003
see [page 61](#)

Body sub-assemblies for BA 9s bulb



Direct supply
Connection: screw clamp terminals

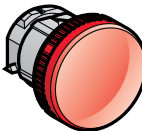
ZB4BV1
see [page 109](#)



Via integral transformer
Connection: screw clamp terminals

ZB4BV●D●
see [page 109](#)

Head sub-assemblies



With lens fitted

ZB4BV0●, ZB4BV0●S
see [page 62](#)

Control and signaling units

Harmony XB4, metal

Diameter 22 mm pushbuttons, switches, and pilot lights

Sub-assemblies, ZB4B

Illuminated pushbuttons for user assembly

For illuminated pushbuttons, spring return

Combined functions (contact and signaling)

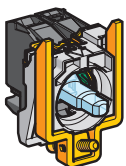
Body sub-assemblies with Universal LED



UN
Universal
for all color heads

Screw clamp terminals

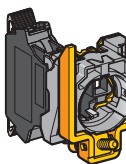
ZB4BW0B / BW0G / BW0M
see [page 106](#)



UN
Universal
for all color heads

Plug-in connector
ZB4BW0B
please contact our
Customer Care Center

For illuminated double-headed pushbuttons, spring return



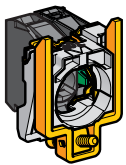
UN
Universal
for all color heads

Spring clamp terminals
ZBV
see [page 103](#)

For illuminated "push-push to release" pushbuttons and illuminated selector switches with standard handle

For illuminated mushroom head pushbuttons

Body sub-assemblies for BA 9s bulb



Direct supply or via integral transformer
Screw clamp terminals
ZB4BW0...
see [page 108](#)

For illuminated pushbuttons, spring return

Head sub-assemblies, chromium plated or black metal bezel



Flush push


ZB4BW3...
see [page 36](#)

Flush push with illuminated ring

ZB4BW9...
see [page 36](#)

Flush push for insertion of legend

ZB4BA...
see [page 36](#)



Booted flush push

ZB4BW5...
see [page 36](#)

Projecting push

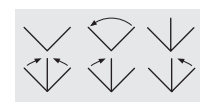
ZB4BW1...
ZB4BW1...
see [page 37](#)

Mushroom head, spring return

ZB4BW4...
see [page 42](#)

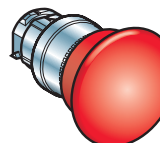
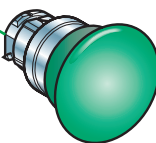


Double-headed (flush/flush push) + central pilot light
Double-headed (flush/projecting push) + central pilot light
ZB4BW7A17... / ZB4BW7A374... / ZB4BW7A9, see [page 40](#)
ZB4BW7L374..., see [page 40](#)



Flush or projecting "push-push to release"
ZB4BH0...
see [page 53](#)

Selector switches with standard handle
ZB4BK1...
see [page 59](#)



Mushroom head, latching

ZB4BW6...
see [page 43](#)

Emergency switching off, mechanical latching, push-pull

ZB4BW643
see [page 47](#)

Head sub-assemblies, chromium plated or black metal bezel



Flush push

ZB4BW3...
ZB4BW3...
see [page 38](#)

Projecting push

ZB4BW1...
ZB4BW1...
see [page 38](#)

Control and signaling units

Harmony XB4, metal

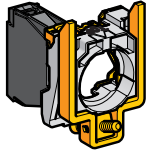
Diameter 30 mm pushbuttons, switches, and pilot lights

Sub-assemblies, ZB4F flush mounting heads

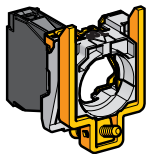
Non illuminated units for user assembly

For pushbuttons, spring return, unmarked

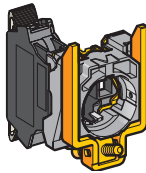
Body sub-assemblies



Screw clamp terminals
ZB4BZ10●/BZ141
see [page 99](#)



Faston
ZB4BZ10●3
see [page 105](#)



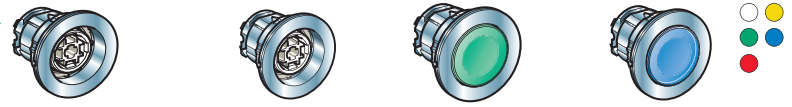
Spring clamp terminals
ZBE10●5
ZB4BZ10●5
see [page 102](#)

For pushbuttons, spring return, with marking

For "push-push to release" pushbuttons

Contact functions for Ø 30 mm mounting

Head sub-assemblies, chromium plated or black metal bezel

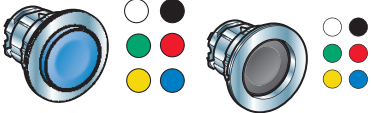


Flush push without cap
ZB4FA0
see [page 79](#)

Flush push with set of 6 caps
ZB4FA9
see [page 79](#)

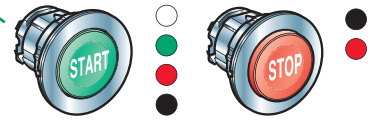
Flush push
ZB4FA●
see [page 79](#)

Flush push for insertion of legend
ZB4FA●8
see [page 79](#)



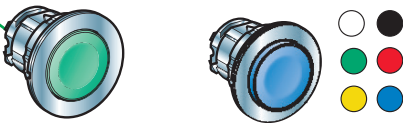
Projecting push
ZB4FL●
see [page 80](#)

Recessed push
ZB4FA●6
see [page 79](#)



Flush push
ZB4FA●3●/FA●4●
ZB4FA334/335
see [page 81](#)

Projecting push
ZB4FL●3●
see [page 81](#)



Flush push
ZB4FH0●
see [page 85](#)

Projecting push
ZB4FH●
see [page 85](#)

Control and signaling units

Harmony XB4, metal

Diameter 30 mm pushbuttons, switches, and pilot lights

Sub-assemblies, ZB4F flush mounting heads

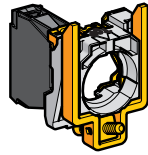
Non illuminated units for user assembly (continued)

Contact functions for Ø 30 mm mounting

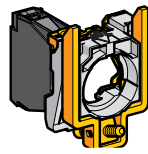
For selector switches and key switches

Body sub-assemblies

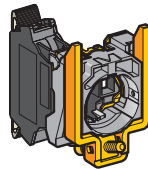
Head sub-assemblies, chromium plated or black metal bezel



Screw clamp terminals
ZB4BZ10●/BZ141
see [page 99](#)



Faston
ZB4BZ10●3
see [page 105](#)



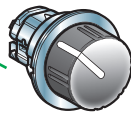
Spring clamp terminals
ZBE10●5
ZB4BZ10●5
see [page 102](#)



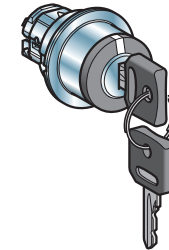
Standard black handle (1)
ZB4FD●
see [page 87](#)



Long black handle (1)
ZB4FJ●
see [page 88](#)

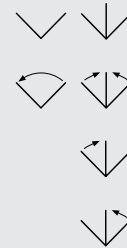


Knurled black knob (1)
ZB4FD●9
see [page 90](#)

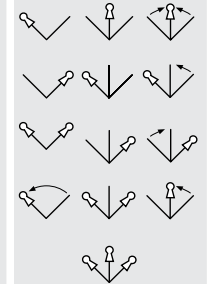


Key switch (2)
ZB4FG●●
see [page 89](#)

(1) Switch handle and knob positions



(2) Key switch positions
Key withdrawal positions



Control and signaling units

Harmony XB4, metal

Diameter 30 mm pushbuttons, switches, and pilot lights

Sub-assemblies, ZB4F flush mounting heads

Pilot lights for user assembly

Signaling functions for Ø 30 mm mounting

Body sub-assemblies with Universal LED

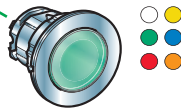


Connection: screw clamp terminals
ZB4BVJ / BVB / BVG / BVM
see [page 107](#)



Connection: plug-in connector
ZB4BVB / BVG / BVM
please contact our Customer Care Center

Head sub-assemblies



With lens fitted

ZB4FV0●3
see [page 93](#)

Control and signaling units

Harmony XB4, metal

Diameter 30 mm pushbuttons, switches, and pilot lights

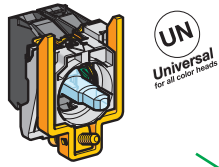
Sub-assemblies, ZB4F flush mounting heads

Illuminated pushbuttons for user assembly

For illuminated pushbuttons, spring return

Combined functions (contact and signaling) for Ø 30 mm mounting


Body sub-assemblies with Universal LED



Screw clamp terminals
ZB4BW0B / BW0G / BW0M
see [page 106](#)

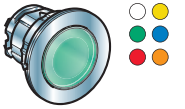


Plug-in connector
ZB4BW0B
please contact our Customer Care Center

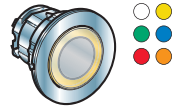


Spring clamp terminals
ZBV
see [page 103](#)

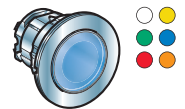
Head sub-assemblies, chromium plated or black metal bezel



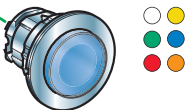
Flush push
ZB4FW3●3
see [page 83](#)



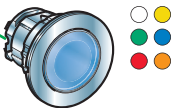
Flush push with illuminated ring
ZB4FW9●3
see [page 83](#)



Flush push for insertion of legend
ZB4FA●8
see [page 83](#)



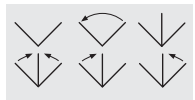
Projecting push
ZB4FW1●3
see [page 84](#)



Flush or projecting "push-push to release"
ZB4FH0●3/FH●3
see [page 86](#)



Selector switches with standard handle
ZB4FK1●●3
see [page 92](#)



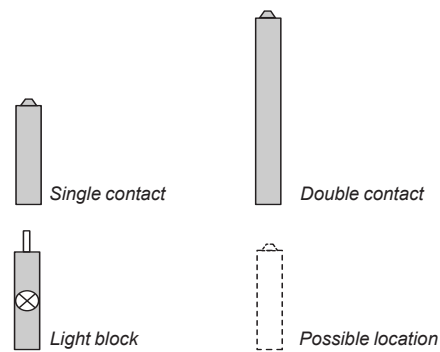
For illuminated "push-push to release" pushbuttons and illuminated selector switches with standard handle

Control and signaling units

Harmony XB4 metal
Contact mounting - Contact sequence

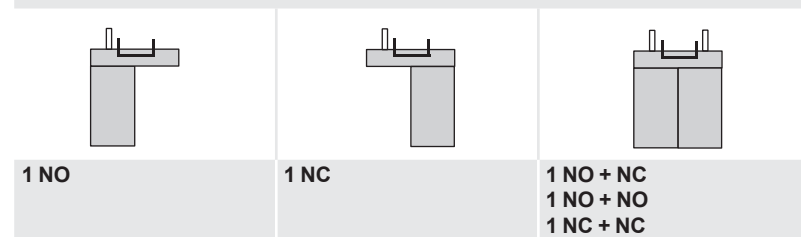
Maximum recommended configurations to help ensure compliance with catalog characteristics

Unit type (complete units XB4B and XB4F, heads ZB4B and ZB4F)	Pushbuttons, spring return XB4BA, ZB4BA, XB4FA, ZB4FA, (except ZB4BA8 and ZB4FA8) XB4BC, ZB4BC, XB4BL, ZB4BL, XB4BP, ZB4BP, ZB4BR, XB4FL, ZB4FL	Double-headed pushbuttons XB4BL73415, ZB4BA712, ZB4B734, ZB4BA79	Illuminated pushbuttons, spring return XB4BW, ZB4BW, ZB4BA8 Double-headed pushbuttons + pilot light block XB4BW737315, ZB4BW7A17, ZB4BW7374, ZB4BW7A9
Solution using single contacts			
Solution using single and double contacts			
Maximum recommended configurations	Single contacts: 9 Double contacts + single contacts: 3 Light block: -	Double contacts: 6 Single contacts: 2 Light block: -	Double contacts: 6 Single contacts: 2 Light block: 1



Possible configurations for high power switching contacts (1) (2)

High power switching contact blocks with screw clamp terminal connections: ZBE501, ZBE502, ZBE503, ZBE504 and ZBE505
High power switching contact blocks with connection by Faston connectors: ZBE5013, ZBE5023, ZBE5033, ZBE5043 and ZBE5053



(1) The configurations are not upgradable and cannot be combined with other types of contact and signaling functions.
(2) High power switching contacts are not compatible with Harmony triple-headed pushbuttons.

Emergency stop or Emergency switching off








Emergency stop or Emergency switching off XB4BT, ZB4BT, XB4BS, ZB4BS	Selector switches <ul style="list-style-type: none"> Standard handle XB4BD, ZB4BD, XB4FD, ZB4FD Long handle XB4BJ, ZB4BJ, XB4FJ, ZB4FJ Knurled knob ZB4BD9, ZB4FD9 Key switch XB4BG, ZB4BG, XB4FG, ZB4FG 	Illuminated selector switches, standard handle XB4BK, ZB4BK, XB4FK, ZB4FK	Toggle switches ZB4BD8	Pushbuttons, push-push ZB4BH, ZB4FH	Illuminated pushbuttons, push-push ZB4BH3, ZB4FH3
4 2 + 0 -	4 1 + 2 -	5 2 + 1 -	4 1 + 2 -	6 2 + 0 1	3 - + 0 -

Sequence of contacts on selector switch bodies

Unit type	Selector switches	
	2-position	3-position
Head Pusher		
Position	Not activated Activated	
Contact location	L C R	L C R
Contacts ZBE	NO: □ □ □ NC: ■ ■ ■	NO: □ □ □ □ □ □ NC: ■ ■ ■ □ □ □

L left, C center, R right
□ open ■ closed

Harmony XB4, Metal For Ø 22 mm mounting

Pushbuttons with flush push ⁽¹⁾						
Screw clamp terminal connections (Schneider Electric anti-loosening system)						
Shape of head	Type of push	Type of contact		Color of push	Reference	Weight kg/lb
						
		NO	NC			
Complete units ⁽²⁾						
	Flush	1	–	White	XB4BA11 (ZB4BZ101 + ZB4BA1)	0.080/0.176
				Black	XB4BA21 ⁽⁶⁾ (ZB4BZ101 + ZB4BA2)	0.080/0.176
				Green	XB4BA31 ⁽⁶⁾ (ZB4BZ101 + ZB4BA3)	0.080/0.176
				Yellow	XB4BA51 (ZB4BZ101 + ZB4BA5)	0.080/0.176
				Blue	XB4BA61 (ZB4BZ101 + ZB4BA6)	0.080/0.176
		–	1	Red	XB4BA42 ⁽⁶⁾ (ZB4BZ102 + ZB4BA4)	0.080/0.176
Heads only						
	Without cap ⁽³⁾			–	ZB4BA0	0.028/0.062
	Flush, with set of 6 colored caps			6 colors ⁽⁴⁾	ZB4BA9	0.038/0.084
	Flush ⁽²⁾			White	ZB4BA1	0.029/0.064
				Black	ZB4BA2	0.029/0.064
				Green	ZB4BA3	0.029/0.064
				Red	ZB4BA4	0.029/0.064
				Yellow	ZB4BA5	0.029/0.064
				Blue	ZB4BA6	0.029/0.064
				Gray	ZB4BA8	0.029/0.064
	Flush with transparent cap for insertion of legend ⁽⁵⁾			White	ZB4BA18	0.028/0.062
				Green	ZB4BA38	0.028/0.062
				Red	ZB4BA48	0.028/0.062
				Orange	ZB4BA58	0.028/0.062
				Blue	ZB4BA68	0.028/0.062
	Illuminated flush pushbutton head, with set of 6 colored caps			6 colors	ZB4BA98	0.022/0.049
	Flush (high bezel) ⁽²⁾			White	ZB4BA14	0.034/0.075
				Black	ZB4BA24	0.034/0.075
				Green	ZB4BA34	0.034/0.075
				Red	ZB4BA44	0.034/0.075
				Yellow	ZB4BA54	0.034/0.075
				Blue	ZB4BA64	0.034/0.075

Heads with black metal bezel

To order, add a 7 to the references selected from above.
Example: **ZB4BA0** becomes **ZB4BA07**.

(1) For recommended maximum number of contacts constituting the body (fixing collar and contact) associated with the head, see [page 28](#) and [29](#).

(2) To add customized markings on these references using the web customization tool, see [page 5](#).

(3) Colored cap to be ordered separately (see [page 69](#)).

(4) Head supplied with 6 different colored caps (white, black, green, red, yellow, and blue) not fitted.

(5) For legend ordering information, see [page 75](#).


(6) To order products with 1 NO and 1 NC contact, replace the last digit of the commercial reference with a 5. Example: XB4BA21 becomes XB4BA25.

Control and signaling units

Harmony XB4, metal

Diameter 22 mm spring return pushbuttons, unmarked

101168



XB4BL42

101217



ZB4BL1

Pushbuttons with projecting push ⁽¹⁾ ⁽²⁾						
Screw clamp terminal connections (Schneider Electric anti-loosening system)						
Shape of head	Type of push	Type of contact		Color of push	Reference	Weight kg/lb
		NO	NC			
Complete units						
	Projecting	-	1	Red	XB4BL42 (ZB4BZ102 + ZB4BL4)	0.081/0.179
Heads only						
	Projecting			White	ZB4BL1	0.030/0.066
				Black	ZB4BL2	0.030/0.066
				Green	ZB4BL3	0.030/0.066
				Red	ZB4BL4	0.030/0.066
				Yellow	ZB4BL5	0.030/0.066
				Blue	ZB4BL6	0.030/0.066

(1) For recommended maximum number of contacts constituting the body (fixing collar and contact) associated with the head, see [page 28](#) and [29](#).

(2) To add customized markings on these references using the web customization tool, see [page 5](#).


Control and signaling units

Harmony XB4, metal

Diameter 22 mm spring return pushbuttons, unmarked

Pushbuttons with recessed push ⁽¹⁾ ⁽²⁾

High guard

Shape of head	Type of push	Color	Reference	Weight kg/lb
Heads only				
	Recessed (high guard)	White	ZB4BA16	0.034/0.075
		Black	ZB4BA26	0.034/0.075
		Green	ZB4BA36	0.034/0.075
		Red	ZB4BA46	0.034/0.075
		Yellow	ZB4BA56	0.034/0.075
		Blue	ZB4BA66	0.034/0.075




101197




ZB4BA36

Pushbuttons with silicone booted head for severe environments ⁽¹⁾

Screw clamp terminal connections (Schneider Electric anti-loosening system)



Shape of head	Type of push	Type of contact		Color of push	Reference	Weight kg/lb
						
		NO	NC			
Complete units ⁽²⁾						
	Booted, clear silicone (color of push unobscured)	1	-	Black	XB4BP21 (ZB4BZ101 + ZB4BP2)	0.082/0.181
				Green	XB4BP31 (ZB4BZ101 + ZB4BP3)	0.082/0.181
				Yellow	XB4BP51 (ZB4BZ101 + ZB4BP5)	0.082/0.181
				Blue	XB4BP61 (ZB4BZ101 + ZB4BP6)	0.082/0.181
				Red	XB4BP42 (ZB4BZ102 + ZB4BP4)	0.082/0.181
		-	1			

110009



XB4BP21

Silicone booted heads only, with increased protection (IP69K)

	Flush	Clear boot ⁽³⁾ For insertion of protected legend within head ⁽⁴⁾	White	ZB4BP18 ⁽²⁾	0.034/0.075
			Green	ZB4BP38 ⁽²⁾	0.034/0.075
			Red	ZB4BP48	0.034/0.075
			Yellow	ZB4BP58 ⁽²⁾	0.034/0.075
			Blue	ZB4BP68	0.034/0.075
			White	ZB4BP1	0.031/0.068
	Projecting	Clear boot ⁽³⁾ ⁽²⁾	Black	ZB4BP2 ⁽⁶⁾	0.031/0.068
			Green	ZB4BP3 ⁽⁶⁾	0.031/0.068
			Red	ZB4BP4 ⁽⁶⁾	0.031/0.068
			Yellow	ZB4BP5	0.031/0.068
			Blue	ZB4BP6	0.031/0.068

110054





ZB4BP18

103842



ZB4BP2S

Silicone booted heads only, standard for mounting with legend holder (IP66)

	Flush	Colored boot ⁽⁵⁾	White	ZB4BP1S	0.034/0.075
			Black	ZB4BP2S	0.034/0.075
			Green	ZB4BP3S	0.034/0.075
			Red	ZB4BP4S	0.034/0.075
			Yellow	ZB4BP5S	0.034/0.075
			Blue	ZB4BP6S	0.034/0.075
		Clear membrane ⁽⁵⁾ ⁽²⁾ For insertion of protected legend within head ⁽⁴⁾	White	ZB4BP183	0.026/0.057
			Green	ZB4BP383	0.026/0.057
			Red	ZB4BP483	0.026/0.057
			Yellow	ZB4BP583	0.026/0.057
			Blue	ZB4BP683	0.026/0.057

PG10460



ZB4BP183

Heads with black metal bezel

To order, add a 7 to the references selected from above.











Example: ZB4BP18 becomes ZB4BP187.

⁽¹⁾ For recommended maximum number of contacts constituting the body (fixing collar and contact) associated with the head, see page 28 and 29.⁽²⁾ To add customized markings on these references using the web customization tool, see page 5.⁽³⁾ Permissible panel thickness 1 to 5 mm/0.039 to 0.197 in., cannot be used with legend holders.⁽⁴⁾ To order a legend for insertion within the head, see page 75.⁽⁵⁾ For replacement of silicone protection element without dismantling head, see page 69.⁽⁶⁾ To order a flush push type product, insert "A" before the last digit of the commercial reference. Example: ZB4BP2 becomes ZB4BPA2.

Control and signaling units

Harmony XB4, metal

Diameter 22 mm spring return pushbuttons, with marking

Pushbuttons with flush or projecting push (1)									
Screw clamp terminal connections (Schneider Electric anti-loosening system)									
Shape of head	Type of push	Type of contact		Marking Text (color)	Color of push	Reference	Weight kg/lb		
									
		N/O	N/C						
Complete units									
	Flush	1	–	"I" (White)	Green	XB4BA3311 (ZB4BZ101 + ZB4BA331)	0.080/0.176		
	Flush	–	1	"O" (White)	Red	XB4BA4322 (ZB4BZ102 + ZB4BA432)	0.080/0.176		
	Flush (2)	1	–	↑ (Black)	White	XB4BA3341 (ZB4BZ101 + ZB4BA334)	0.080/0.176		
	Flush (2)	1	–	↓ (White)	Black	XB4BA3351 (ZB4BZ101 + ZB4BA335)	0.080/0.176		
Heads only									
	Flush			"I" (White)	Green	ZB4BA331	0.029/0.064		
				"I" (Black)	White	ZB4BA131	0.029/0.064		
				"START" (white)	Green	ZB4BA333	0.029/0.064		
				"START" (Black)	White	ZB4BA133	0.029/0.064		
				"ON" (White)	Green	ZB4BA341	0.029/0.064		
				 (White)	Black	ZB4BA245	0.029/0.064		
				 (Black)	White	ZB4BA145	0.029/0.064		
				"O" (White)	Red	ZB4BA432	0.029/0.064		
					Black	ZB4BA232	0.029/0.064		
				"STOP" (White)	Red	ZB4BA434	0.029/0.064		
					Black	ZB4BA234	0.029/0.064		
				↑ (Black) (2)	White	ZB4BA334	0.029/0.064		
				↓ (White) (2)	Black	ZB4BA335	0.029/0.064		
			Projecting			"O" (White)	Red	ZB4BL432	0.030/0.066
							Black	ZB4BL232	0.030/0.066
				"STOP" (White)	Red	ZB4BL434	0.030/0.066		
					Black	ZB4BL234	0.030/0.066		

Heads with black metal bezel

To order, add a 7 to the references selected from above.
Example: [ZB4BA331](#) becomes [ZB4BA3317](#).



(1) For recommended maximum number of contacts constituting the body (fixing collar and contact) associated with the head, see [page 28](#) and [29](#).

(2) Product supplied with cap not attached, allowing orientation through 360° in 90° steps.


Control and signaling units

Harmony XB4, metal

Diameter 22 mm illuminated pushbuttons, spring return, with Universal LED

Illuminated pushbuttons with flush push (1) (2)							
Screw clamp terminal connections (Schneider Electric anti-loosening system)							
Shape of head	Description	Type of contact		Supply voltage V	Color of push	Reference	Weight kg/lb
							

Complete units - With plain lens

Shape of head	Description	Type of contact	Type of contact	Supply voltage V	Color of push	Reference	Weight kg/lb	
	Universal LED	1	1	24 ~ 50/60 Hz	White	XB4BW31B5 (ZB4BW0B15 + ZB4BW313)	0.097/0.214	
					Green	XB4BW33B5 (ZB4BW0B15 + ZB4BW333)	0.097/0.214	
					Red	XB4BW34B5 (ZB4BW0B15 + ZB4BW343)	0.097/0.214	
					Orange	XB4BW35B5 (ZB4BW0B15 + ZB4BW353)	0.097/0.214	
					Blue	XB4BW36B5 (ZB4BW0B15 + ZB4BW363)	0.097/0.214	
					110...120 ~ 50/60 Hz	White	XB4BW31G5 (ZB4BW0G15 + ZB4BW313)	0.097/0.214
						Green	XB4BW33G5 (ZB4BW0G15 + ZB4BW333)	0.097/0.214
						Red	XB4BW34G5 (ZB4BW0G15 + ZB4BW343)	0.097/0.214
						Orange	XB4BW35G5 (ZB4BW0G15 + ZB4BW353)	0.097/0.214
						Blue	XB4BW36G5 (ZB4BW0G15 + ZB4BW363)	0.097/0.214
						230...240 ~ 50/60 Hz	White	XB4BW31M5 (ZB4BW0M15 + ZB4BW313)
					Green		XB4BW33M5 (ZB4BW0M15 + ZB4BW333)	0.097/0.214
					Red		XB4BW34M5 (ZB4BW0M15 + ZB4BW343)	0.097/0.214
					Orange		XB4BW35M5 (ZB4BW0M15 + ZB4BW353)	0.097/0.214
					Blue		XB4BW36M5 (ZB4BW0M15 + ZB4BW363)	0.097/0.214

(1) For recommended maximum number of contacts constituting the body (fixing collar and contact) associated with the head, see [page 28](#) and [29](#).

(2) To add customized markings on these references using the web customization tool, see [page 5](#).

101180

XB4BW33B5












101181



XB4BW34G5

Control and signaling units

Harmony XB4, metal

Diameter 22 mm illuminated pushbuttons, spring return, with Universal LED

Illuminated pushbuttons with flush push (1)				
Shape of head	Type of push	Color	Reference	Weight kg/lb
Heads only (2) - With plain lens				
 <p>101244 ZB4BW333</p>	 	Flush (3)	White	ZB4BW313 0.026/0.057
			Green	ZB4BW333 0.026/0.057
			Red	ZB4BW343 0.026/0.057
			Orange	ZB4BW353 0.026/0.057
			Yellow	ZB4BW383 0.026/0.057
			Blue	ZB4BW363 0.026/0.057
 <p>XB4_632_CP5CT16035A ZB4BW983</p>		Flush with illuminated ring	White	ZB4BW913 0.026/0.057
			Green	ZB4BW933 0.026/0.057
			Red	ZB4BW943 0.026/0.057
			Orange	ZB4BW953 0.026/0.057
			Yellow	ZB4BW983 0.026/0.057
			Blue	ZB4BW963 0.026/0.057
 <p>PG116073 ZB4BW563</p>		Flush with clear boot (IP69K) (3)	White	ZB4BW513 0.031/0.068
			Green	ZB4BW533 0.031/0.068
			Red	ZB4BW543 0.031/0.068
			Orange	ZB4BW553 0.031/0.068
			Yellow	ZB4BW583 0.031/0.068
			Blue	ZB4BW563 0.031/0.068
 <p>XB4_632_CP5CT17114B ZB4BA98</p>		Flush for insertion of legend (4) (IP69K)	White	ZB4BA18 0.028/0.062
			Green	ZB4BA38 0.028/0.062
			Red	ZB4BA48 0.028/0.062
			Orange	ZB4BA58 0.028/0.062
			Yellow	ZB4BA88 (3) 0.028/0.062
			Blue	ZB4BA68 0.028/0.062
	Illuminated flush pushbutton head, with set of 6 colored caps	White, green, red, orange, yellow, and blue	ZB4BA98 0.022/0.049	

Heads only (2) - With grooved lens (5) (3)				
 	Flush	White	ZB4BW313S 0.026/0.057	
		Green	ZB4BW333S 0.026/0.057	
		Red	ZB4BW343S 0.026/0.057	
		Orange	ZB4BW353S 0.026/0.057	
		Yellow	ZB4BW383S 0.026/0.057	
		Blue	ZB4BW363S 0.026/0.057	

(1) For recommended maximum number of contacts constituting the body (fixing collar and contact) associated with the head, see page 28 and 29.

(2) For use with bodies comprising a light source with Universal LED only.

(3) To add customized markings on these references using the web customization tool, see page 5.

(4) For legend ordering information, see page 75.


(5) For use in bright ambient light conditions (for example, outdoors in sunlight).

Control and signaling units

Harmony XB4, metal

Diameter 22 mm illuminated pushbuttons, spring return, with Universal LED



Illuminated pushbuttons with projecting push ⁽¹⁾				
Shape of head	Type of push	Color	Reference	Weight kg/lb
Heads only ⁽²⁾ - With plain lens ⁽³⁾				
	Projecting	White	ZB4BW113	0.029/0.064
		Green	ZB4BW133	0.029/0.064
		Red	ZB4BW143	0.029/0.064
		Orange	ZB4BW153	0.029/0.064
		Yellow	ZB4BW183	0.029/0.064
		Blue	ZB4BW163	0.029/0.064



Heads with black metal bezel

To order, add a 7 to the references selected from above.

Example 1: **ZB4BW113** becomes **ZB4BW1137**.

Example 2: **ZB4BW113S** becomes **ZB4BW113S7**.

⁽¹⁾ For recommended maximum number of contacts constituting the body (fixing collar and contact) associated with the head, see [page 28](#) and [29](#).

⁽²⁾ For use with bodies comprising a light source with Universal LED only.



⁽³⁾ To add customized markings on these references using the web customization tool, see [page 5](#).


Control and signaling units

Harmony XB4, metal


Diameter 22 mm illuminated pushbuttons, spring return, with BA 9s base fitting

Illuminated pushbuttons with flush push ⁽¹⁾							
Screw clamp terminal connections (Schneider Electric anti-loosening system)							
Shape of head	Description	Type of contact		Supply voltage V	Color of push	Reference	Weight kg/lb
		NO	NC				

Complete units - With plain lens							
	Direct supply for bulb with BA 9s base fitting, 2.4 W max (bulb not included)	1	1	≤ 250	White	XB4BW3165 (ZB4BW065 + ZB4BW31)	0.097/0.214
					Green	XB4BW3365 (ZB4BW065 + ZB4BW33)	0.097/0.214
					Red	XB4BW3465 (ZB4BW065 + ZB4BW34)	0.097/0.214
					Orange	XB4BW3565 (ZB4BW065 + ZB4BW35)	0.097/0.214
	Via integral transformer 1.2 VA, 6 V secondary, incandescent bulb with BA 9s base fitting (bulb included)	1	1	110...120 ~ 50/60 Hz	White	XB4BW3135 (ZB4BW035 + ZB4BW31)	0.169/0.373
					Green	XB4BW3335 (ZB4BW035 + ZB4BW33)	0.169/0.373
					Red	XB4BW3435 (ZB4BW035 + ZB4BW34)	0.169/0.373
					Orange	XB4BW3535 (ZB4BW035 + ZB4BW35)	0.169/0.373
				230 ~ 50 Hz 220...240 ~ 60 Hz	White	XB4BW3145 (ZB4BW045 + ZB4BW31)	0.170/0.375
					Green	XB4BW3345 (ZB4BW045 + ZB4BW33)	0.170/0.375
					Red	XB4BW3445 (ZB4BW045 + ZB4BW34)	0.170/0.375
					Orange	XB4BW3545 (ZB4BW045 + ZB4BW35)	0.170/0.375

Heads only ⁽²⁾ - With plain lens				
	Flush	White	ZB4BW31	0.027/0.060
		Green	ZB4BW33	0.027/0.060
		Red	ZB4BW34	0.027/0.060
		Orange	ZB4BW35	0.027/0.060
		Blue	ZB4BW36	0.027/0.060
		Clear	ZB4BW37	0.027/0.060

Illuminated pushbuttons with projecting push ⁽¹⁾

Heads only ⁽²⁾ - With plain lens				
	Projecting	White	ZB4BW11	0.028/0.062
		Green	ZB4BW13	0.028/0.062
		Red	ZB4BW14	0.028/0.062
		Orange	ZB4BW15	0.028/0.062
		Blue	ZB4BW16	0.028/0.062
		Clear	ZB4BW17	0.028/0.062

Heads with black metal bezel

To order, add a 7 to the references selected from above.

Example 1: **ZB4BW31** becomes **ZB4BW317**. Example 2: **ZB4BW31S** becomes **ZB4BW31S7**.

(1) For recommended maximum number of contacts constituting the body (fixing collar and contact) associated with the head, see [page 28](#) and [29](#).

(2) For use with bodies comprising a light source with BA9s base fitting bulb (incandescent, neon, or LED) only.

Control and signaling units

Harmony XB4 metal

Diameter 22 mm multiple-headed pushbuttons, spring return



XB4BL73415



ZB4BA7121



ZB4BL7341

Double-headed pushbuttons ⁽¹⁾						
Screw clamp terminal connections (Schneider Electric anti-loosening system)						
Shape of head	Description	Type of contact		Color and marking of caps ⁽²⁾	Reference	Weight kg/lb
		NO	NC			
Complete units						
	2 pushes (1 flush Black + 1 projecting Red)	1	1	White "I" on Green background White "0" on Red background	XB4BL73415	0.116/0.256
Heads only ⁽⁵⁾						
	2 flush Black pushes			White and Black background, unmarked	ZB4BA7120	0.056/0.123
				Black "I" on White background White "0" on Black background	ZB4BA7121	0.056/0.123
				Green and Red background, unmarked	ZB4BA7340	0.056/0.123
				White "I" on Green background White "0" on Red background	ZB4BA7341	0.056/0.123
				Without cap ⁽³⁾	ZB4BA79	0.056/0.123
	1 flush Black push 1 projecting Red push ⁽⁴⁾ 1 clear central pilot light			Green and Red background, unmarked	ZB4BL7340	0.056/0.123
				White "I" on Green background White "0" on Red background	ZB4BL7341	0.056/0.123

(1) Recommended maximum number of contacts constituting the body (fixing collar and contact) associated with the head, see [page 28](#) and [29](#).

(2) These caps are fitted by Schneider Electric and cannot be removed (risk of damage).

(3) Caps to be ordered separately: see [page 41](#).

(4) Color of centrally positioned pilot light determined by the color of the LED incorporated in the body sub-assembly.



(5) Only for use with bodies comprising a light source with Universal LED.

Control and signaling units


Harmony XB4 metal

Diameter 22 mm multiple-headed pushbuttons, spring return

Double-headed pushbuttons + 1 white central pilot light block ⁽¹⁾ Screw clamp terminal connections (Schneider Electric anti-loosening system)


Shape of head	Description	Type of contact	Color and marking of caps ⁽²⁾	Pilot light voltage V	Reference	Weight kg/lb
		 NO  NC				

Complete units


	1 flush Black push 1 projecting Red push 1 White central pilot light block	1	1	White "I" on Green background White "0" on Red background	24	XB4BW73731B5	0.130/0.287
					120	XB4BW73731G5	0.130/0.287
					240	XB4BW73731M5	0.130/0.287



Heads only ⁽⁵⁾

	2 flush Black pushes 1 clear central pilot light ⁽⁴⁾			White and Black background, unmarked		ZB4BW7A1720	0.056/0.123
						ZB4BW7A1721	0.056/0.123
						ZB4BW7A3740	0.056/0.123
						ZB4BW7A3741	0.056/0.123
						ZB4BW7A1724	0.056/0.123
						ZB4BW7A1715	0.056/0.123
						ZB4BW7A9	0.056/0.123



	1 flush Black push 1 projecting Red push 1 clear central pilot light ⁽⁴⁾			Green and Red background, unmarked		ZB4BW7L3740	0.056/0.123
						ZB4BW7L3741	0.056/0.123



Heads with black metal bezel

To order, add the suffix 7 to the references selected above. Example: **ZB4BA7120** becomes **ZB4BA71207**.

(1) Recommended maximum number of contacts constituting the body (fixing collar and contact) associated with the head, see [page 28](#) and [29](#).

(2) These caps are fitted by Schneider Electric and cannot be removed (risk of damage).

(3) Caps to be ordered separately: see [page 41](#).

(4) Color of centrally positioned pilot light determined by the color of the LED incorporated in the body sub-assembly.

(5) Only for use with bodies comprising a light source with Universal LED.






Control and signaling units

Harmony XB4 metal


Diameter 22 mm multiple-headed pushbuttons, spring return

Triple-headed pushbuttons (1) (2)


Screw clamp terminal connections (Schneider Electric anti-loosening system)

Shape of head	Description	Type of contact	Color and marking of caps (3)	Reference	Weight kg/lb
		 NO  NC  NO			

Complete units

	2 flush Black pushes + 1 central projecting Red push marked "Stop" in White	1	1	1	White "I" on Green background White "II" on Green background	XB4BA731327	0.128/0.282
					Black "→" on White background White "←" on Black background	XB4BA711237	0.128/0.282

Heads only

	2 flush Black pushes + 1 central projecting Red push marked "Stop" in White				White "←" on Green background White "→" on Green background	ZB4BA73133	0.056/0.123
					White "↑" on Green background White "↓" on Green background	ZB4BA73134	0.056/0.123
					Black "+" on White background Black "-" on White background	ZB4BA71115	0.056/0.123
					Black "↑" on White background White "↓" on Black background	ZB4BA71124	0.056/0.123
					Without cap (4)	ZB4BA791	0.056/0.123

Specific accessories for multiple-headed pushbuttons

Description	Background color	Marking	Sold in lots of	Reference	Weight kg/lb
Caps only for clip-on mounting (5) on: - ZB4BA79 double-headed pushbuttons - ZB4BW7A9 double-headed pushbuttons + central pilot light block - ZB4BA791 triple-headed pushbuttons	White	Unmarked	10	ZBA71	0.010/0.022
		"I" Black	10	ZBA7131	0.010/0.022
		"→" Black	10	ZBA7134	0.010/0.022
		"+" Black	10	ZBA7138	0.010/0.022
	Black	Unmarked	10	ZBA72	0.010/0.022
		"O" White	10	ZBA7232	0.010/0.022
		"→" White	10	ZBA7235	0.010/0.022
		"I" White	10	ZBA7237	0.010/0.022
	Green	Unmarked	10	ZBA73	0.010/0.022
		"I" White	10	ZBA7331	0.010/0.022
		"↑" White	10	ZBA7335	0.010/0.022
	Red	Unmarked	10	ZBA74	0.010/0.022
"O" White		10	ZBA7432	0.010/0.022	
Yellow	Unmarked	10	ZBA75	0.010/0.022	
Blue	Unmarked	10	ZBA76	0.010/0.022	
Clear silicone boots (6)	For 2 flush pushes	–	10	ZBA708	0.055/0.121
	For 3 pushes	–	10	ZBA709	0.055/0.121
	For 1 flush push + 1 projecting push	–	10	ZBA710	0.055/0.121

Heads with black metal bezel

To order, add the suffix 7 to the references selected above.

Example: **ZB4BA73132** becomes **ZB4BA731327**.

(1) Recommended maximum number of contacts constituting the body (fixing collar + contact) associated with the head, see page 28 and 29.

(2) Not compatible with high power switching contacts and contacts for printed circuit board.

(3) These caps are fitted by Schneider Electric and cannot be removed (risk of damage).

(4) Caps to be ordered separately: see section "Specific accessories for multiple-headed pushbuttons" on this page.

(5) Can be clipped-in at 90° steps, through 360°.

(6) Can be replaced without dismantling the head.



XB4BA731327



ZB4BA73133



ZB4BA71124



ZBA7235



ZBA7432



ZBA709

Control and signaling units

Harmony XB4, metal

Diameter 22 mm mushroom head pushbuttons, spring return

Mushroom head pushbuttons ^{(1) (2)}						
Screw clamp terminal connections (Schneider Electric anti-loosening system)						
Shape of head	Type of push	Type of contact		Push Ø (mm)/in.	Color	Reference
		NO	NC			

Complete units							
	Mushroom head	1	–	40/1.575	Black	ZB4BC21 (ZB4BZ101 + ZB4BC2)	0.122/0.269

Heads only							
	Mushroom head			30/1.181	Black	ZB4BC24	0.075/0.165
					Green	ZB4BC34	0.075/0.165
					Red	ZB4BC44	0.075/0.165
					Yellow	ZB4BC54	0.075/0.165
					Blue	ZB4BC64	0.075/0.165
				40/1.575	Black	ZB4BC2	0.074/0.163
					Green	ZB4BC3	0.074/0.163
					Red	ZB4BC4	0.074/0.163
					Yellow	ZB4BC5	0.074/0.163
					Blue	ZB4BC6	0.074/0.163
				60/2.362	Black	ZB4BR2	0.093/0.205
					Green	ZB4BR3	0.093/0.205
					Red	ZB4BR4	0.093/0.205
					Yellow	ZB4BR5	0.093/0.205
					Blue	ZB4BR6	0.093/0.205



Illuminated mushroom head pushbuttons ^{(1) (2)}							
Universal LED							
Shape of head	Type of push			Push Ø (mm)/in.	Color	Reference	
	Mushroom head			40/1.575	White	ZB4BW413	0.051/0.112
					Green	ZB4BW433	0.051/0.112
					Red	ZB4BW443	0.051/0.112
					Orange	ZB4BW453	0.051/0.112
					Blue	ZB4BW463	0.051/0.112



Heads with black metal bezel

To order, add a figure 7 to the references selected above.
Example: **ZB4BC24** becomes **ZB4BC247**.

- (1) These pushbuttons and heads cannot be used for an Emergency Stop function. Therefore, it is recommended that a legend with a Black or White background is used.
- (2) For recommended maximum number of contacts constituting the body (fixing collar and contact) associated with the head, see page 28 and 29.
- (3) Only for use with bodies comprising a light block with Universal LED.



Mushroom head pushbuttons ⁽¹⁾⁽²⁾

Shape of head	Type of reset	Push Ø (mm)/in.	Color	Reference	Weight kg/lb
---------------	---------------	--------------------	-------	-----------	-----------------

Heads only

110130



ZB4BT2

	Push-pull	40/1.575	Black	ZB4BT2	0.077/0.170
--	-----------	----------	-------	--------	-------------

PG113908



ZB4BS62

	Turn to release	30/1.181	Black	ZB4BS42	0.066/0.146
--	-----------------	----------	-------	---------	-------------

		40/1.575	Black	ZB4BS52	0.070/0.154
--	--	----------	-------	---------	-------------

		40/1.575	Yellow	ZB4BS55	0.070/0.154
--	--	----------	--------	---------	-------------

		60/2.362	Black	ZB4BS62	0.090/0.198
--	--	----------	-------	---------	-------------

110136



ZB4BS72

	Key release (key 455) (2 keys included with head) (3)(4)	30/1.181	Black	ZB4BS72	0.066/0.146
--	---	----------	-------	---------	-------------

		40/1.575	Black	ZB4BS12	0.070/0.154
--	--	----------	-------	---------	-------------

Illuminated mushroom head pushbuttons ^{(1) (2)}

Universal LED

Shape of head	Type of reset	Push Ø (mm)/in.	Color	Reference	Weight kg/lb
---------------	---------------	--------------------	-------	-----------	-----------------

Heads only

XB4_632_CP0DA2016012



ZB4BW653

	Mushroom head	40/1.575	White	ZB4BW613	0.051/0.112
--	---------------	----------	-------	----------	-------------

			Green	ZB4BW633	0.051/0.112
--	--	--	-------	----------	-------------

			Orange	ZB4BW653	0.051/0.112
--	--	--	--------	----------	-------------

			Blue	ZB4BW663	0.051/0.112
--	--	--	------	----------	-------------



Heads with black metal bezel

To order, add a figure 7 to the references selected above.

Example: ZB4BT2 becomes ZB4BT27.

(1) These pushbuttons and heads cannot be used for an Emergency Stop function.

Therefore, it is recommended that a legend with a Black or White background is used.

(2) For recommended maximum number of contacts constituting the body (fixing collar and contact) associated with the head, see page 28 and 29.

(3) For specific keys, please contact our Customer Care Center.

(4) The symbol indicates key withdrawal position(s).

Control and signaling units

Harmony XB4, metal
Diameter 22 mm Emergency stop and Emergency switching off functions

Emergency stop and Emergency switching off functions conforming to EN/IEC 60204-1, 60364-5-53, EN/ISO 13850 and Machinery Directive 2006/42/EC




Emergency stop function: Mushroom head Emergency stop trigger action and mechanical latching pushbuttons conform to standards EN/IEC 60204-1 and EN/ISO 13850, Machinery Directive 2006/42/EC, and to standard EN/IEC 60947-5-5.

Emergency switching off function: Mushroom head switching off mechanical latching pushbuttons conform to standards IEC 60364-5-53 and EN/IEC 60947-5-5.

Please contact our Customer Care Center for a detailed explanation of these standards and directives.

Emergency stop and switching off pushbuttons with trigger action and mechanical latching (1) (2)

Screw clamp terminal connections (Schneider Electric anti-loosening system)

Shape of head	Type of reset	Type of contact				Push Ø (mm)/in. Color	Reference	Weight kg/lb
		NO	NC	NC MC (4)				
Complete units								
	Push-pull	-	1	-	40/1.575	Red	XB4BT842 (ZB4BZ102 + ZB4BT84)	0.125/0.276
		1	1	-	40/1.575	Red	XB4BT845 (ZB4BZ105 + ZB4BT84)	0.136/0.300
	Turn to release	-	-	1	40/1.575	Red	XB4BS8446 (ZBE302 + ZB4BZ009 + ZB4BS844)	0.121/0.266
		-	1	-	40/1.575	Red	XB4BS8442 (ZB4BZ102 + ZB4BS844)	0.118/0.260
		-	1	1	40/1.575	Red	XB4BS84462 (ZBE302 + ZB4BZ102 + ZB4BS844)	0.133/0.293
		-	2	-	40/1.575	Red	XB4BS8444 (ZB4BZ104 + ZB4BS844)	0.130/0.287
		1	2	-	40/1.575	Red	XB4BS84441 (ZB4BZ141 + ZB4BS844)	0.140/0.309
	Key release (key 455) (3)	1	1	-	40/1.575	Red	XB4BS9445 (ZB4BZ105 + ZB4BS944)	0.170/0.375


(1) For recommended maximum number of contacts constituting the body (fixing collar and contact) associated with the head, see page 28 and 29.

(2) It is recommended that a legend or yellow background is used.

(3) The symbol  indicates key withdrawal position(s).


(4) NC contact block with monitoring dedicated for Emergency stop head only.

PF512504



XB4BT845

PF512505



XB4BS9445

Control and signaling units

Harmony XB4, metal
Diameter 22 mm Emergency stop and Emergency switching off functions

Emergency stop and Emergency switching off functions conforming to EN/IEC 60204-1, 60364-5-53, EN/ISO 13850 and Machinery Directive 2006/42/EC

Emergency stop function: Mushroom head Emergency stop trigger action and mechanical latching pushbuttons conform to standards EN/IEC 60204-1 and EN/ISO 13850, Machinery Directive 2006/42/EC, and to standard EN/IEC 60947-5-5.


Emergency switching off function: Mushroom head switching off mechanical latching pushbuttons conform to standards IEC 60364-5-53 and EN/IEC 60947-5-5.

Please contact our Customer Care Center for a detailed explanation of these standards and directives.


Emergency stop and switching off pushbuttons with trigger action and mechanical latching ^{(1) (2)}

Screw clamp terminal connections (Schneider Electric anti-loosening system)

Heads only



ZB4BT844



ZB4BS834



ZB4BS964

Shape of head	Type of reset	Push Ø (mm)/in.	Color	Reference	Weight kg/lb
	Push-pull	30/1.181	Red	ZB4BT844	0.078/0.172
		40/1.575	Red	ZB4BT84	0.078/0.172
		60/2.362	Red	ZB4BX84	0.098/0.216
	Turn to release	30/1.181	Red	ZB4BS834	0.068/0.150
		40/1.575	Red	ZB4BS844	0.073/0.161
		60/2.362	Red	ZB4BS864	0.093/0.205
	Key release (key 455) 2 keys included with head ^{(3) (4)}	30/1.181	Red	ZB4BS934	0.094/0.207
		40/1.575	Red	ZB4BS944	0.098/0.216
		60/2.362	Red	ZB4BS964	0.118/0.260

Heads with black metal bezel

To order, add a 7 to the references selected from above.
Example: ZB4BT844 becomes ZB4BT8447.

(1) For recommended maximum number of contacts constituting the body (fixing collar and contact) associated with the head, see page 28 and 29.

(2) It is recommended that a legend or yellow background is used.

(3) The symbol indicates key withdrawal position(s).


(4) For specific keys, please contact our Customer Care Center.

Control and signaling units

Harmony XB4, metal
Illuminated rings for Emergency stop
For diameter 22 mm, circular yellow legends for
Emergency stop



ZBY9W2B330



ZBY9W3B140



ZBY9W2B501



ZBY9W101



ZBY9W2B101

Illuminated rings for Emergency stop (1)

Description	Marking	Signaling	Supply voltage	Color	Sold in lots of	Reference	Weight kg/lb
Ø 60 mm/2.362 in. illuminated ring for Emergency stop	EMERGENCY STOP	Fixed, red	24 V ~	Yellow	1	ZBY9W2B330	0.031/0.068
	ARRET D'URGENCE	Fixed, red	24 V ~	Yellow	1	ZBY9W2B130	0.031/0.068
	NOT HALT	Fixed, red	24 V ~	Yellow	1	ZBY9W2B230	0.031/0.068
	PARADA DE EMERGENCIA	Fixed, red	24 V ~	Yellow	1	ZBY9W2B430	0.031/0.068
	ARRESTO DI EMERGENZA	Fixed, red	24 V ~	Yellow	1	ZBY9W2B630	0.031/0.068
	-	Fixed, red	24 V ~	Yellow	1	ZBY9W2B140	0.031/0.068
	EMERGENCY STOP	Fixed, red	120 V ~	Yellow	1	ZBY9W2G330	0.031/0.068
	ARRET D'URGENCE	Fixed, red	120 V ~	Yellow	1	ZBY9W2G130	0.031/0.068
	NOT HALT	Fixed, red	120 V ~	Yellow	1	ZBY9W2G230	0.031/0.068
	PARADA DE EMERGENCIA	Fixed, red	120 V ~	Yellow	1	ZBY9W2G430	0.031/0.068
	ARRESTO DI EMERGENZA	Fixed, red	120 V ~	Yellow	1	ZBY9W2G630	0.031/0.068
	-	Fixed, red	120 V ~	Yellow	1	ZBY9W2G140	0.031/0.068
	EMERGENCY STOP	Fixed, red	230 V ~	Yellow	1	ZBY9W2M330	0.031/0.068
	ARRET D'URGENCE	Fixed, red	230 V ~	Yellow	1	ZBY9W2M130	0.031/0.068
	NOT HALT	Fixed, red	230 V ~	Yellow	1	ZBY9W2M230	0.031/0.068
	PARADA DE EMERGENCIA	Fixed, red	230 V ~	Yellow	1	ZBY9W2M430	0.031/0.068
	ARRESTO DI EMERGENZA	Fixed, red	230 V ~	Yellow	1	ZBY9W2M630	0.031/0.068
	-	Fixed, red	230 V ~	Yellow	1	ZBY9W2M140	0.031/0.068
	EMERGENCY STOP	Fixed, red + white	24 V ~	Yellow	1	ZBY9W3B330	0.031/0.068
	ARRET D'URGENCE	Fixed, red + white	24 V ~	Yellow	1	ZBY9W3B130	0.031/0.068
	NOT HALT	Fixed, red + white	24 V ~	Yellow	1	ZBY9W3B230	0.031/0.068
	PARADA DE EMERGENCIA	Fixed, red + white	24 V ~	Yellow	1	ZBY9W3B430	0.031/0.068
	ARRESTO DI EMERGENZA	Fixed, red + white	24 V ~	Yellow	1	ZBY9W3B630	0.031/0.068
	-	Fixed, red + white	24 V ~	Yellow	1	ZBY9W3B140	0.031/0.068

Illuminated ring without legend for customization (use with ZBY9W101)


Ø 60 mm/2.362 in., No marking can be used with all Ø 22 mm/0.866 in., heads	Fixed, red	24 V ~	-	1	ZBY9W2B501	0.015/0.033
	Fixed, red + white	24 V ~	-	1	ZBY9W3B501	0.016/0.035

Customizable circular legend for illuminated ring without legend (2)

Description	Reference	Weight kg/lb
Ø 60 mm/2.362 in.	ZBY9W101	0.004/0.009

Illuminated rings for mushroom head pushbuttons

Description	Marking	Signaling	Supply voltage	Color	Sold in lots of	Reference	Weight kg/lb
Ø 60 mm/2.362 in. illuminated ring	-	Fixed, red	24 V ~	Yellow	1	ZBY9W2B101	0.031/0.068
	-	Fixed, red	120 V ~	Yellow	1	ZBY9W2G101	0.031/0.068
	-	Fixed, red	230 V ~	Yellow	1	ZBY9W2M101	0.031/0.068
	-	Fixed, red + white	24 V ~	Yellow	1	ZBY9W3B101	0.031/0.068

(1) For compliance with standard EN/ISO 13850, paragraph 4.4.6, the Emergency Stop function logo  has been added.

(2) To create customized marking on this reference using the web customization tool, see [page 47](#).

Control and signaling units


Harmony XB4, metal

Diameter 22 mm, illuminated emergency switching off function

Circular yellow legends for Emergency stop

Circular yellow legends for Emergency stop (1) (2)

Description	Marking	Signaling	Supply voltage	Color	Sold in lots of	Reference	Weight kg/lb
Ø 60 mm/2.362 in. - legend for Emergency stop function		-	-	Yellow	5	ZBY9121	0.007/0.015
	EMERGENCY STOP	-	-	Yellow	5	ZBY9320	0.007/0.015
	ARRET D'URGENCE	-	-	Yellow	5	ZBY9120	0.007/0.015
	NOT HALT	-	-	Yellow	5	ZBY9220	0.007/0.015
	PARADA DE EMERGENCIA	-	-	Yellow	5	ZBY9420	0.007/0.015
	ARRESTO DI EMERGENZA	-	-	Yellow	5	ZBY9620	0.007/0.015



ZBY9121



ZBY9420

Illuminated Emergency switching off function only, mechanical latching pushbuttons (3)

Screw clamp terminal connections (Schneider Electric anti-loosening system)

Shape of head	Type of reset	Push Ø (mm)/in.	Color	Reference	Weight kg/lb
Heads only (4)					
	Push-pull	40/1.575	Red	ZB4BW643	0.051/0.112



ZB4BW643

Circular yellow legends for ZB4BW643

Diameter mm/in.	Conforming to standards	Marking on yellow background	Sold in lots of	Unit reference	Weight kg/lb
Used for "Emergency switching off" function					
60/2.362	EN/IEC 60204-1	-	10	ZBY9101 (5)	0.004/0.009
		COUPURE D'URGENCE	10	ZBY9160	0.004/0.009
		EMERGENCY SWITCHING OFF	10	ZBY9360	0.004/0.009
		NOT-AUS	10	ZBY9260	0.004/0.009
90/3.543	EN/IEC 60204-1	-	10	ZBY8101 (5)	0.008/0.018
		COUPURE D'URGENCE	10	ZBY8160	0.008/0.018



ZBY9160

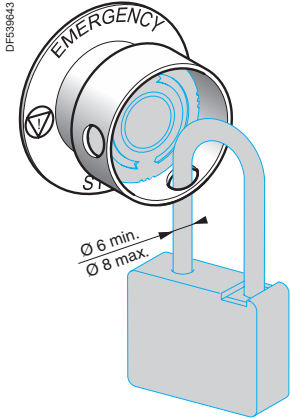
(1) For compliance with standard EN/ISO 13850, paragraph 4.4.6, the Emergency Stop function logo has been added.

(2) For other legend models for Emergency stop and Emergency switching off function see next page.

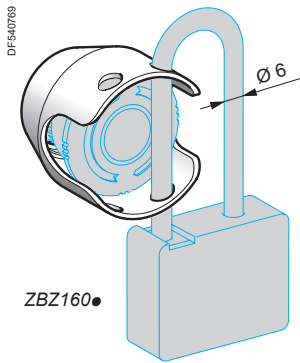
(3) For recommended maximum number of contacts constituting the body (fixing collar and contact) associated with the head, see page 28 and 29.

(4) For use with bodies comprising a light source with Universal LED only.

(5) To add customized markings on these references using the web customization tool, see page 5.



ZBZ3605



ZBZ160●



ZBZ1605



ZBY9330T

Accessories for mushroom head pushbuttons

Description	Exclusive use with the following Ø 40 mm/1.575 in. trigger action pushbuttons	Color	Reference	Weight kg/lb
Padlocking kit (1) (2) For Emergency stop (3) and Emergency switching off function (4), (padlockable)	XB4BS844● XB4BS9445 ZB4BS844 ZB4BS944●	Yellow	ZBZ3605	0.045/0.099

Description	Reference	Weight kg/lb
Metal guards For Emergency stop and Emergency switching off function Padlockable (5)	XB4BT8● XB4BS8● XB4BS9● ZB4BT8● ZB4BS8● ZB4BS9●	0.046/0.101
	Chromium plated ZBZ1600	0.046/0.101
	Black ZBZ1602	0.046/0.101
	Red ZBZ1604	0.046/0.101
	Yellow ZBZ1605	0.046/0.101
	Blue ZBZ1606	0.046/0.101

Description	Marking	Color	Sold in lots of	Reference	Weight kg/lb
Ø 60 mm/2.362 in. legend for padlocking device ZBZ3605 For Emergency stop function (3)	Without	Yellow	10	ZBY9140T	0.004/0.009
	ARRET D'URGENCE	Yellow	10	ZBY9130T	0.004/0.009
	EMERGENCY STOP	Yellow	10	ZBY9330T	0.004/0.009
	NOT-HALT	Yellow	10	ZBY9230T	0.004/0.009

(1) Standard circular legends are not compatible with this product. Use special legends **ZBY9●●●T**.
 (2) No isolation function is possible when this guard is fitted.
 (3) For conformity with standards EN/IEC 60204-1 and EN/ISO 13850.
 (4) For conformity with standard EN/IEC 60204-1.
 (5) No isolation function is possible when this guard is fitted.

Control and signaling units

Harmony XB4, metal

For diameter 22 mm, accessories for pushbuttons

XB4_632_CPF-JR18307



ZBY9330M

Circular yellow legends for metal guard ZBZ16●●

Description	Marking	Color	Sold in lots of	Reference	Weight kg/lb
For Emergency stop function					
Ø 60 mm/2.362 in. legend for metal guard ZBZ16●●	Without	Yellow	10	ZBY9140M	0.004/0.009
	ARRET D'URGENCE	Yellow	10	ZBY9130M	0.004/0.009
	EMERGENCY STOP	Yellow	10	ZBY9330M	0.004/0.009
	NOT-HALT	Yellow	10	ZBY9230M	0.004/0.009
	PARADA DE EMERGENZA	Yellow	10	ZBY9430M	0.004/0.009
	NODSTOP	Yellow	10	ZBY9530M	0.004/0.009
	ARRESTO DI EMERGENZA	Yellow	10	ZBY9630M	0.004/0.009
	NODSTOPP	Yellow	10	ZBY9730M	0.004/0.009
	NODSTOP	Yellow	10	ZBY9830M	0.004/0.009

For Emergency switching off function

Ø 60 mm/2.362 in. legend for metal guard ZBZ16●●	Without	Yellow	10	ZBY9101M	0.004/0.009
	COUPURE D'URGENCE	Yellow	10	ZBY9160M	0.004/0.009
	EMERGENCY SWITCHING OFF	Yellow	10	ZBY9360M	0.004/0.009
	NOT-AUS	Yellow	10	ZBY9260M	0.004/0.009
	DESCONEXION DE EMERGENCIA	Yellow	10	ZBY9460M	0.004/0.009

XB4_632_CPF-JR18287



ZBY9360M

Control and signaling units


Harmony XB4, metal

Diameter 22 mm accessories for pushbuttons

Bellows for harsh environments



ZBZ2102




ZB4BZ1905



ZB4BZ2005



ZB4BZ64



ZBZ58

Other accessories

Description	For use with	Color	Reference	Weight kg/lb
Plastic guard	Selector switches and key switches	Black	ZBZ2102	0.005/0.011
	Emergency stop and Emergency switching off function	Yellow Round guard 63.5 mm/ 2.5 in.	ZB4BZ1905	0.005/0.011
		Yellow Round guard 76.2 mm/ 3 in.	ZB4BZ2105	0.005/0.011
Padlockable flaps	Pushbuttons	Black	ZB4BZ2005	0.005/0.011
		Black	ZB4BZ62	0.076/0.168
		Red	ZB4BZ64	0.076/0.168
		Yellow	ZB4BZ65	0.076/0.168
		Blue	ZB4BZ66	0.076/0.168

Description	Material	For use with	Color	Sold in lots of	Unit reference	Weight kg/lb
Bellows seals for harsh environments (environments subject to humidity, dust, high-pressure cleaning, etc.) (1)	Silicone	Other functions	Black	2	ZBZ28	0.009/0.020
		Emergency stop/ switching off function	Yellow	2	ZBZ58	0.009/0.020

Description	Application	Sold in lots of	Unit reference	Weight kg/lb
Boot for contact block ZBE10● and ZBE10●3 (2)	For protection against dusty environment	1	ZBZ60	0.098/0.216

(1) Only when mounted on control stations. Use legends ZBY9●●●T.

(2) Restriction on use: Refer to the product instruction sheet on the Schneider Electric website, Harmony XB4 page.

Control and signaling units

Harmony XB4 metal

Diameter 22 mm large head pushbuttons with integrated bellows



ZB4BC580



ZB4BC28001



Contact + ZB4BC28001



Contact + ZB4BC28001RA



ZBZ1902




ZBZ60

Pushbuttons with integrated bellow

Shape of head	Colour of push	Symbol	Reference	Weight kg/lb
Heads only, Ø 37 mm without marking				
	White	–	ZB4BC180	0.036/0.079
	Black	–	ZB4BC280	0.036/0.079
	Green	–	ZB4BC380	0.036/0.079
	Red	–	ZB4BC480	0.036/0.079
	Yellow	–	ZB4BC580	0.036/0.079
	Blue	–	ZB4BC680	0.036/0.079

Heads only, Ø 37 mm with marking (1)

	Black	Bell	ZB4BC28001	0.036/ 0.079
	Yellow	Specific	ZB4BC58009	0.036/ 0.079
	Black	Specific	ZB4BC28010	0.036/ 0.079
	Red	0	ZB4BC48021	0.036/0.079
	Green	I	ZB4BC38023	0.036/0.079

Accessories

Description	Function	Reference	Weight kg/lb
Protective guard in plastic	Protection against accidental operation	ZBZ1902 (2)	0.010/0.022
Boot for contact block ZBE10●, ZBE10●3 and ZBE50● (3)	Protection against liquid and dust ingress	ZBZ60	0.098/ 0.216
Other versions	Customization with marking at your choice (texts or symbols) Rotation of head for horizontal mounting of the contact block (1) Please contact our Customer Care Centre.		

(1) Heads are fixed relative to the position of the contact blocks:

- contact blocks are normally used in the "vertical" position.
- to mount the contact block in the "horizontal" position, it is necessary to order an alternative head with the symbol rotated by 90°. Please add the suffix "RA" in the end of the references for alternative heads of your choice.

Example: ZB4BC28001 becomes ZB4BC28001RA.


(1) For heads with the "RA" suffix (ZB4BC●●●●RA) used with a guard, it is necessary to order the dedicated guard ZBZ1902RA.

(2) Restriction for use: refer to the product instruction sheet on www.schneider-electric.com.

Control and signaling units

Harmony XB4, metal


Diameter 22 mm pushbuttons, push-push

Pushbuttons with flush push ⁽¹⁾ ⁽²⁾				
Shape of head	Type of push	Color of push	Reference	Weight kg/lb
Heads only				
	Flush ⁽³⁾	White	ZB4BH01	0.029/0.064
		Black	ZB4BH02	0.029/0.064
		Green	ZB4BH03	0.029/0.064
		Red	ZB4BH04	0.029/0.064
		Yellow	ZB4BH05	0.029/0.064
		Blue	ZB4BH06	0.029/0.064

110045



ZB4BH02

Pushbuttons with projecting push ⁽¹⁾ ⁽³⁾				
Shape of head	Type of push	Color of push	Reference	Weight kg/lb
Heads only				
	Projecting	White	ZB4BH1	0.029/0.064
		Black	ZB4BH2	0.029/0.064
		Green	ZB4BH3	0.029/0.064
		Red	ZB4BH4	0.029/0.064
		Yellow	ZB4BH5	0.029/0.064
		Blue	ZB4BH6	0.029/0.064

110068



ZB4BH6

Heads with black metal bezel

To order, add a 7 to the references selected from above.
 Example: **ZB4BH01** becomes **ZB4BH017**.

- (1) For recommended maximum number of contacts constituting the body (fixing collar and contact) associated with the head, see [page 28](#) and [29](#).
- (2) Caps to be ordered separately (see [page 69](#)).
- (3) To add customized markings on these references using the web customization tool, see [page 5](#).

Control and signaling units

Harmony XB4, metal

Diameter 22 mm illuminated pushbuttons, push-push, with Universal LED

Illuminated pushbuttons with flush push ⁽¹⁾ ⁽²⁾

Shape of head	Type of push	Color of lens	Reference	Weight kg/lb
Heads only ⁽³⁾				
	Flush	White	ZB4BH013	0.026/0.057
		Green	ZB4BH033	0.026/0.057
		Red	ZB4BH043	0.026/0.057
		Orange	ZB4BH053	0.026/0.057
		Yellow	ZB4BH083	0.026/0.057
		Blue	ZB4BH063	0.026/0.057

110051



ZB4BH033

XB4_632_CPSCT16036




ZB4BH083



UN
Universal
for all color heads

Illuminated pushbuttons with projecting push ⁽¹⁾ ⁽²⁾

Shape of head	Type of push	Color of lens	Reference	Weight kg/lb
Heads only ⁽³⁾				
	Projecting	White	ZB4BH13	0.026/0.057
		Green	ZB4BH33	0.026/0.057
		Red	ZB4BH43	0.026/0.057
		Orange	ZB4BH53	0.026/0.057
		Yellow	ZB4BH83	0.026/0.057
		Blue	ZB4BH63	0.026/0.057

110168



ZB4BH63



UN
Universal
for all color heads

Heads with black metal bezel

To order, add a 7 to the references selected from above.

Example: **ZB4BH013** becomes **ZB4BH0137**.⁽¹⁾ For recommended maximum number of contacts constituting the body (fixing collar and contact) associated with the head, see [page 28](#) and [29](#).⁽²⁾ To add customized markings on these references using the web customization tool, see [page 5](#).⁽³⁾ For use with bodies comprising a light source with Universal LED only.

Control and signaling units


Harmony XB4, metal

Diameter 22 mm selector switches with standard handle


Selector switches with standard handle ⁽¹⁾ Screw clamp terminal connections (Schneider Electric anti-loosening system)

Shape of head	Type of operator	Type of contact		Positions		Reference	Weight kg/lb
		NO	NC	Number	Type		

Complete units



	Standard handle, black	1	–	2-position 90°	Stay put		XB4BD21 (ZB4BZ101 + ZB4BD2)	0.095/0.209
		1	–		Spring return from right to left		XB4BD41 (ZB4BZ101 + ZB4BD4)	0.100/0.220
		1	1		Stay put		XB4BD25 (ZB4BZ105 + ZB4BD2)	0.095/0.209
		2	–	3-position ± 45°	Stay put		XB4BD33 (ZB4BZ103 + ZB4BD3)	0.095/0.209
					Spring return to center		XB4BD53 (ZB4BZ103 + ZB4BD5)	0.095/0.209



Heads only ⁽²⁾								
	Standard handle, black			2-position 90°	Stay put		ZB4BD2	0.040/0.088
					Spring return from right to left		ZB4BD4	0.045/0.099
				3-position ± 45°	Stay put		ZB4BD3	0.040/0.088
					Spring return to center		ZB4BD5	0.040/0.088
					Spring return from left to center		ZB4BD7	0.040/0.088
					Spring return from right to center		ZB4BD8	0.040/0.088

Heads only with other colored handles

	Standard handle, white	Add suffix 01 to the reference, example: ZB4BD201
	Standard handle, green	Add suffix 03 to the reference, example: ZB4BD203
	Standard handle, red	Add suffix 04 to the reference, example: ZB4BD204
	Standard handle, yellow	Add suffix 05 to the reference, example: ZB4BD205
	Standard handle, blue	Add suffix 06 to the reference, example: ZB4BD206

Heads with black metal bezel

For heads with standard black handle only. To order, add the suffix 7 to the references selected from above. Example: **ZB4BD2** becomes **ZB4BD27**.












(1) For recommended maximum number of contacts and sequence of contacts constituting the body (fixing collar + contact) associated with the head, see [page 28](#) and [page 29](#).

(2) To add customized markings on these references using the web customization tool, see [page 5](#).


Control and signaling units

Harmony XB4, metal

Diameter 22 mm selector switches with long handle: normal and padlockable

Selector switches with long handle ⁽¹⁾								
Screw clamp terminal connections (Schneider Electric anti-loosening system)								
Shape of head	Type of operator	Type of contact		Positions		Reference	Weight kg/lb	
		NO	NC	Number	Type			
Complete units								
	Long handle, black	1	-	2-position 90°	Stay put		XB4BJ21 (ZB4BZ101 + ZB4BJ2)	0.096/0.212
				3-position ± 45°	Stay put		XB4BJ33 (ZB4BZ103 + ZB4BJ3)	0.096/0.212
					Spring return to center		XB4BJ53 (ZB4BZ103 + ZB4BJ5)	0.096/0.212
Heads only								
	Long handle, black (2)	1	-	2-position 90°	Stay put		ZB4BJ2	0.040/0.088
					Spring return from right to left		ZB4BJ4	0.045/0.099
				3-position ± 45°	Stay put		ZB4BJ3	0.040/0.088
					Spring return to center		ZB4BJ5	0.040/0.088
					Spring return from left to center		ZB4BJ7	0.040/0.088
					Spring return from right to center		ZB4BJ8	0.040/0.088

PFE106190



ZB4BJ33

PFE106196



ZB4BJ3

Heads with black metal bezel

To order, add a 7 to the references selected from above.

Example: **ZB4BJ2** becomes **ZB4BJ27**.

(1) For recommended maximum number of contacts and sequence of contacts constituting the body (fixing collar + contact) associated with the head, see [page 28](#) and [29](#).

(2) To add customized markings on these references using the web customization tool, see [page 5](#).







Control and signaling units


Harmony XB4, metal



















Diameter 22 mm key switches

Key 455, 421E, 458A, 520E, and 3131A

Key switches ^{(1) (2)}						
Screw clamp terminal connections (Schneider Electric anti-loosening system)						
Shape of head	Type of operator	Type of contact		Positions		Reference
		NO	NC	Number	Type	

Complete units							
	Key switch with key 455	1	-	2-position 90°	Stay put	 XB4BG21 (ZB4BZ101 + ZB4BG2)	0.153/0.337
						 XB4BG41 (ZB4BZ101 + ZB4BG4)	0.153/0.337
			Spring return to left	 XB4BG61 (ZB4BZ101 + ZB4BG6)	0.153/0.337		
		2	-	3-position ± 45°	Stay put	 XB4BG03 (ZB4BZ103 + ZB4BG0)	0.153/0.337
	 XB4BG33 (ZB4BZ103 + ZB4BG3)				0.153/0.337		




Heads only								
	Key switch with key 455 (3)	1	-	2-position 90°	Stay put	 ZB4BG2	0.098/0.216	
						 ZB4BG02	0.098/0.216	
						 ZB4BG4	0.098/0.216	
						Spring return from right to left	 ZB4BG6	0.098/0.216
					3-position ± 45°	Stay put	 ZB4BG0	0.098/0.216
							 ZB4BG03	0.098/0.216
							 ZB4BG04	0.098/0.216
							 ZB4BG3	0.098/0.216
							 ZB4BG5	0.098/0.216
							 ZB4BG9	0.098/0.216
							 ZB4BG09	0.098/0.216
							Spring return from left to center	 ZB4BG1
							 ZB4BG01	0.098/0.216
						Spring return to center	 ZB4BG7	0.098/0.216
	Spring return from right to center	 ZB4BG8	0.098/0.216					
		 ZB4BG05	0.098/0.216					
		 ZB4BG08	0.098/0.216					



Heads with black metal bezel

To order, add a 7 to the references selected from above. Example: **ZB4BG2** becomes **ZB4BG27**.

(1) For recommended maximum number of contacts and sequence of contacts constituting the body (fixing collar + contact) associated with the head, see [page 28 and 29](#).

(2) The symbol  indicates key withdrawal position(s).

(3) For specific keys, please contact our Customer Care Center.

Control and signaling units

Harmony XB4, metal

Diameter 22 mm key switches with TEC10 key

Selector switches with knurled knob, toggle switches



ZB4BG2TEC10

Key switches with TEC10 key						
Shape of head	Type of operator	Positions		Reference	Weight kg/lb	
		Number	Type			
Heads only						
	Key switch with TEC10 key	2-position 90°	Stay put		ZB4BG2TEC10	0.160/0.353
					ZB4BG4TEC10	0.160/0.353
					ZB4BG6TEC10	0.170/0.375



ZB4BD29

Selector switches with knurled knob (1)						
Shape of head	Type of operator	Positions		Reference	Weight kg/lb	
		Number	Type			
Heads only						
	Black knurled knob	2-position 90°	Stay put		ZB4BD29	0.043/0.095
					ZB4BD49	0.050/0.110
					ZB4BD59	0.040/0.088
					ZB4BD89	0.040/0.088



ZB4BD28

Toggle switches (1)						
Shape of head	Type of operator	Positions		Reference	Weight kg/lb	
		Number	Type			
Heads only						
	Black lever	2-position 90°	Stay put		ZB4BD28	0.026/0.057
					ZB4BD48	0.026/0.057

Heads with black metal bezel

To order, add a 7 to the references selected from above.
Example: ZB4BD29 becomes ZB4BD297.

For the references with TEC10 key, add the 7 before TEC10.
Example: ZB4BG2TEC10 becomes ZB4BG27TEC10.

(1) For recommended maximum number of contacts and sequence of contacts constituting the body (fixing collar + contact) associated with the head, see page 28 and 29.



Control and signaling units

Harmony XB4, metal

Diameter 22 mm Illuminated selector switches with standard handle, with universal light block


Illuminated selector switches with standard handle, with universal light block ⁽¹⁾

Screw clamp terminal connections (Schneider Electric anti-loosening system)

Shape of head	Type of operator	Type of contact	Positions Number Type	Supply voltage V	Color of handle	Reference	Weight kg/lb
							
							
		NO					

Complete units

PF106192




XB4BK123B5





UN
Universal
for all color heads

PF106193



XB4BK134B5








	Standard handle	1	1	2-position Stay put 90°	24 ~ (50/60 Hz)	Green	XB4BK123B5 (ZB4BW0B15 + ZB4BK1233)	0.101/0.223						
						Red	XB4BK124B5 (ZB4BW0B15 + ZB4BK1243)	0.101/0.223						
						Orange	XB4BK125B5 (ZB4BW0B15 + ZB4BK1253)	0.101/0.223						
						110...120 ~ (50/60 Hz)	Green	XB4BK123G5 (ZB4BW0G15 + ZB4BK1233)	0.101/0.223					
							Red	XB4BK124G5 (ZB4BW0G15 + ZB4BK1243)	0.101/0.223					
							Orange	XB4BK125G5 (ZB4BW0G15 + ZB4BK1253)	0.101/0.223					
						230...240 ~ (50/60 Hz)	Green	XB4BK123M5 (ZB4BW0M15 + ZB4BK1233)	0.101/0.223					
							Red	XB4BK124M5 (ZB4BW0M15 + ZB4BK1243)	0.101/0.223					
							Orange	XB4BK125M5 (ZB4BW0M15 + ZB4BK1253)	0.101/0.223					
							Standard handle	1	1	3-position Stay put ± 45°	24 ~ (50/60 Hz)	Green	XB4BK133B5 (ZB4BW0B15 + ZB4BK1333)	0.101/0.223
												Red	XB4BK134B5 (ZB4BW0B15 + ZB4BK1343)	0.101/0.223
												Orange	XB4BK135B5 (ZB4BW0B15 + ZB4BK1353)	0.101/0.223
110...120 ~ (50/60 Hz)	Green	XB4BK133G5 (ZB4BW0G15 + ZB4BK1333)	0.101/0.223											
	Red	XB4BK134G5 (ZB4BW0G15 + ZB4BK1343)	0.101/0.223											
	Orange	XB4BK135G5 (ZB4BW0G15 + ZB4BK1353)	0.101/0.223											
230...240 ~ (50/60 Hz)	Green	XB4BK133M5 (ZB4BW0M15 + ZB4BK1333)	0.101/0.223											
	Red	XB4BK134M5 (ZB4BW0M15 + ZB4BK1343)	0.101/0.223											
	Orange	XB4BK135M5 (ZB4BW0M15 + ZB4BK1353)	0.101/0.223											

(1) For recommended maximum number of contacts constituting the body (fixing collar and contact) associated with the head, see page 28 and 29.

Control and signaling units

Harmony XB4, metal

Diameter 22 mm illuminated selector switches with standard handle, with universal light block

Illuminated selector switches with standard handle, with universal light block ⁽¹⁾ (continued)													
Shape of head	Type of operator	Positions		Color of handle	Reference	Weight kg/lb							
		Number	Type										
Heads only ⁽²⁾													
	Standard handle	2-position 90°	Stay put		White	ZB4BK1213	0.036/0.079						
					Green	ZB4BK1233	0.036/0.079						
					Red	ZB4BK1243	0.036/0.079						
					Orange	ZB4BK1253	0.036/0.079						
					Yellow	ZB4BK1283	0.036/0.079						
					Blue	ZB4BK1263	0.036/0.079						
					Spring return from right to left			Stay put		White	ZB4BK1413	0.037/0.082	
										Green	ZB4BK1433	0.037/0.082	
										Red	ZB4BK1443	0.037/0.082	
										Orange	ZB4BK1453	0.037/0.082	
	Yellow	ZB4BK1483	0.037/0.082										
	Blue	ZB4BK1463	0.037/0.082										
	3-position ± 45°			Stay put							White	ZB4BK1313	0.036/0.079
											Green	ZB4BK1333	0.036/0.079
											Red	ZB4BK1343	0.036/0.079
											Orange	ZB4BK1353	0.036/0.079
					Yellow	ZB4BK1383	0.036/0.079						
					Blue	ZB4BK1363	0.036/0.079						
					Spring return to center						White	ZB4BK1513	0.036/0.079
											Green	ZB4BK1533	0.036/0.079
Red											ZB4BK1543	0.036/0.079	
Orange											ZB4BK1553	0.036/0.079	
Yellow	ZB4BK1583	0.036/0.079											
Blue	ZB4BK1563	0.036/0.079											
Spring return from right to center					White	ZB4BK1813	0.036/0.079						
					Green	ZB4BK1833	0.036/0.079						
					Red	ZB4BK1843	0.036/0.079						
					Orange	ZB4BK1853	0.036/0.079						
					Yellow	ZB4BK1883	0.036/0.079						
					Blue	ZB4BK1863	0.036/0.079						
Spring return from left to center					White	ZB4BK1713	0.036/0.079						
					Green	ZB4BK1733	0.036/0.079						
					Red	ZB4BK1743	0.036/0.079						
					Orange	ZB4BK1753	0.036/0.079						
					Yellow	ZB4BK1783	0.036/0.079						
					Blue	ZB4BK1763	0.036/0.079						

107700



ZB4BK1343

Heads with black metal bezel

To order, add a 7 to the references selected from above.
Example: ZB4BK1213 becomes ZB4BK12137.

(1) For recommended maximum number of contacts constituting the body (fixing collar and contact) associated with the head, see page 28 and 29.

(2) For use with bodies comprising a light source with Universal LED only.

Control and signaling units

Harmony XB4, metal



Diameter 22 mm pilot lights with Universal LED

Pilot lights with Universal LED (1)
Screw clamp terminal connections (Schneider Electric anti-loosening system)

Shape of head	Supply voltage V	Color	Reference	Weight kg/lb
---------------	---------------------	-------	-----------	-----------------



Complete units

■ With plain lens

 <p>101179</p> <p>XB4BVB5</p> 	24 ~ (50/60 Hz)	White	XB4BVB1 (ZB4BVB1 + ZB4BV013)	0.080/0.176
		Green	XB4BVB3 (ZB4BVB1 + ZB4BV033)	0.080/0.176
		Red	XB4BVB4 (ZB4BVB1 + ZB4BV043)	0.080/0.176
		Orange	XB4BVB5 (ZB4BVB1 + ZB4BV053)	0.080/0.176
		Blue	XB4BVB6 (ZB4BVB1 + ZB4BV063)	0.080/0.176
		110...120 ~ (50/60 Hz)	White	XB4BVG1 (ZB4BVG1 + ZB4BV013)
	Green	XB4BVG3 (ZB4BVG1 + ZB4BV033)	0.080/0.176	
	Red	XB4BVG4 (ZB4BVG1 + ZB4BV043)	0.080/0.176	
	Orange	XB4BVG5 (ZB4BVG1 + ZB4BV053)	0.080/0.176	
	Blue	XB4BVG6 (ZB4BVG1 + ZB4BV063)	0.080/0.176	
	230...240 ~ (50/60 Hz)	White	XB4BVM1 (ZB4BVM1 + ZB4BV013)	0.080/0.176
	Green	XB4BVM3 (ZB4BVM1 + ZB4BV033)	0.080/0.176	
	Red	XB4BVM4 (ZB4BVM1 + ZB4BV043)	0.080/0.176	
	Orange	XB4BVM5 (ZB4BVM1 + ZB4BV053)	0.080/0.176	
	Blue	XB4BVM6 (ZB4BVM1 + ZB4BV063)	0.080/0.176	

Complete units for severe applications (2)

■ With plain lens

 <p>XB4BVG3T_CP211108</p> <p>XB4BVG3T</p> 	110...240 ~ (50/60 Hz)	White	XB4BVG1T	0.080/0.176
		Green	XB4BVG3T	0.080/0.176
		Red	XB4BVG4T	0.080/0.176
		Orange	XB4BVG5T	0.080/0.176
		Blue	XB4BVG6T	0.080/0.176

(1) To add customized markings on these references using the web customization tool, see [page 5](#).

(2) To be used with inductive loads, with off-grid power generators specifically in Marine applications, with polluted supply voltage.

Control and signaling units



Harmony XB4, metal

Diameter 22 mm pilot lights with Universal LED

Pilot lights with Universal LED

Screw clamp terminal connections (Schneider Electric anti-loosening system)

Heads only (1)

Shape of head	For use with body comprising light source type	Color of lens	Reference	Weight kg/lb
■ With plain lens				
	Universal LED only	White	ZB4BV013 (2)	0.026/0.057
		Green	ZB4BV033 (2)	0.026/0.057
		Red	ZB4BV043 (2)	0.026/0.057
		Orange	ZB4BV053 (2)	0.026/0.057
		Yellow	ZB4BV083 (2)	0.026/0.057
		Blue	ZB4BV063 (2)	0.026/0.057
		5 colors (3)	ZB4BV003	0.026/0.057

101233



ZB4BV063

XB4_632_CPSCCT16037



ZB4BV083

■ With plain lens, for insertion of legend (3)

	Universal LED only	White	ZB4BV013E	0.026/0.057
		Green	ZB4BV033E	0.026/0.057
		Red	ZB4BV043E	0.026/0.057
		Orange	ZB4BV053E	0.026/0.057
		Yellow	ZB4BV083E	0.026/0.057
		Blue	ZB4BV063E	0.026/0.057

101234



ZB4BV043S

■ With grooved lens (4) (2)

	Universal LED only	White	ZB4BV013S	0.026/0.057
		Green	ZB4BV033S	0.026/0.057
		Red	ZB4BV043S	0.026/0.057
		Orange	ZB4BV053S	0.026/0.057
		Yellow	ZB4BV083S	0.026/0.057
		Blue	ZB4BV063S	0.026/0.057

(1) For use with bodies comprising a light source with Universal LED only.

(2) To add customized markings on these references using the web customization tool, see [page 5](#).

(3) Head supplied with 5 different colored lenses (white, green, red, orange, and blue) not fitted, for insertion of legend.

(4) For use in bright ambient light conditions (for example, outdoors in sunlight).


Control and signaling units

Harmony XB4, metal


Diameter 22 mm pilot lights with intergral LED and with BA 9s base fitting

Pilot lights with integral LED and transformer (1.2 VA, 24 V secondary) (1)

Screw clamp terminal connections (Schneider Electric anti-loosening system)

Shape of head	Supply voltage V	Color	Reference	Weight kg/lb
Complete units - With plain lens				
	400 ~ - 50 Hz (2)	White	XB4BV5B1	0.172/0.379
		Green	XB4BV5B3	0.172/0.379
		Red	XB4BV5B4	0.172/0.379
		Orange	XB4BV5B5	0.172/0.379
		Blue	XB4BV5B6	0.172/0.379



PF512544




XB4BV5B1

Pilot lights with BA 9s base fitting, with plain or grooved lens (1)

Screw clamp terminal connections (Schneider Electric anti-loosening system)


Shape of head	Supply voltage V	Color	Reference	Weight kg/lb
Complete units - With plain lens				
■ Direct supply, for BA 9s bulb, U ≤ 250 V, 2.4 W max (bulb not included)				
	≤ 250	White	XB4BV61 (ZB4BV6 + ZB4BV01)	0.075/0.165
		Green	XB4BV63 (ZB4BV6 + ZB4BV03)	0.075/0.165
		Red	XB4BV64 (ZB4BV6 + ZB4BV04)	0.075/0.165
		Orange	XB4BV65 (ZB4BV6 + ZB4BV05)	0.075/0.165
■ Via integral transformer, 1.2 VA, 6 V secondary, with BA 9s incandescent bulb (included)				
	110...120 ~ - 50/60 Hz	White	XB4BV31 (ZB4BV3 + ZB4BV01)	0.152/0.335
		Green	XB4BV33 (ZB4BV3 + ZB4BV03)	0.152/0.335
		Red	XB4BV34 (ZB4BV3 + ZB4BV04)	0.152/0.335
		Orange	XB4BV35 (ZB4BV3 + ZB4BV05)	0.152/0.335
	230 ~ - 50 Hz	White	XB4BV41 (ZB4BV4 + ZB4BV01)	0.152/0.335
	220...240 ~ - 60 Hz	Green	XB4BV43 (ZB4BV4 + ZB4BV03)	0.152/0.335
		Red	XB4BV44 (ZB4BV4 + ZB4BV04)	0.152/0.335
		Orange	XB4BV45 (ZB4BV4 + ZB4BV05)	0.152/0.335

101176-88-Q





XB4BV64

PF512545-88-Q



XB4BV33

Heads only (3)

Shape of head	For use with body comprising light source type	Color of lens	Reference	Weight kg/lb
■ With plain lens				
	With BA 9s base fitting	White	ZB4BV01	0.027/0.060
		Green	ZB4BV03	0.027/0.060
		Red	ZB4BV04	0.027/0.060
		Orange	ZB4BV05	0.027/0.060
		Blue	ZB4BV06	0.027/0.060
		Clear	ZB4BV07	0.027/0.060
■ With grooved lens (4)				
	With BA 9s base fitting	White	ZB4BV01S	0.027/0.060
		Green	ZB4BV03S	0.027/0.060
		Red	ZB4BV04S	0.027/0.060
		Orange	ZB4BV05S	0.027/0.060
		Blue	ZB4BV06S	0.027/0.060
		Clear	ZB4BV07S	0.027/0.060

101234



ZB4BV04

PG113109-34-Q



ZB4BV06S

(1) To add customized markings on these references using the web customization tool, see [page 5](#).

(2) To order 440...460 V ~ - 60 Hz transformer blocks, replace "5" in the reference with "8". Example: **XB4BV5B1** becomes **XB4BV8B1**. To order 550...600 V ~ - 60 Hz blocks, replace "5" with "9". Example: **XB4BV5B1** becomes **XB4BV9B1**.

(3) For use with bodies comprising a light source with BA 9s base fitting (incandescent, neon, or LED) only.

(4) For use in bright ambient light conditions (for example, outdoors in sunlight).

Control and signaling units

Harmony XB4, metal

Diameter 22 mm push-to-test pilot light



Push-to-test pilot light				
Shape of head	Supply voltage V	Color	Reference	Weight kg/lb
Complete units - With plain lens				
	24 ~ - 50/60 Hz	White	XB4BW21B5	0.090/0.198
	24 ~ - 50/60 Hz	Green	XB4BW23B5	0.090/0.198
	24 ~ - 50/60 Hz	Red	XB4BW24B5	0.090/0.198
	24 ~ - 50/60 Hz	Orange	XB4BW25B5	0.090/0.198
	24 ~ - 50/60 Hz	Yellow	XB4BW28B5	0.090/0.198
	24 ~ - 50/60 Hz	Blue	XB4BW26B5	0.090/0.198
	110...120 ~ - 50 - 60 Hz	White	XB4BW21G5	0.090/0.198
	110...120 ~ - 50 - 60 Hz	Green	XB4BW23G5	0.090/0.198
	110...120 ~ - 50 - 60 Hz	Red	XB4BW24G5	0.090/0.198
	110...120 ~ - 50 - 60 Hz	Orange	XB4BW25G5	0.090/0.198
	110...120 ~ - 50 - 60 Hz	Yellow	XB4BW28G5	0.090/0.198
	110...120 ~ - 50 - 60 Hz	Blue	XB4BW26G5	0.090/0.198





Control and signaling units

Harmony XB4, metal

Diameter 22 mm specific functions

Pushbuttons for manual overload reset, Potentiometers

Manual overload reset pushbuttons

Shape of head	Travel mm/in.	Actuation distance mm/in.	Color	Reference	Weight kg/lb
With flush push					
	10/0.394	6...16/0.236...0.630	Black	XB4BA821	0.037/0.082
		16...26/0.630...1.024	Black	XB4BA822	0.038/0.084
	14/0.551	30...130/1.181...5.118	Black	XB4BA921	0.058/0.128
			Red	XB4BA941	0.058/0.128
			Blue	XB4BA961	0.058/0.128
		130...257/5.118...10.118	Black	XB4BA922	0.071/0.157
			Red	XB4BA942	0.071/0.157
			Blue	XB4BA962	0.071/0.157

101161

XB4BA821


Complete potentiometers

Description	Resistance k Ω	Reference	Weight kg/lb
+/- 10% linear mode precision complete potentiometer with screw terminals	1	XB4BD912R1K	0.095/0.209
	4.7	XB4BD912R4K7	0.095/0.209
	10	XB4BD912R10K	0.095/0.209
	47	XB4BD912R47K	0.095/0.209
	100	XB4BD912R100K	0.095/0.209
	470	XB4BD912R470K	0.095/0.209

XB4_632_CPSCT16007B

XB4BD912R1K

Heads and mounting base for potentiometer

Shape of head	Description	For use with	Reference	Weight kg/lb
	For potentiometer with shaft length 45 to 50 mm/1.772 to 1.968 in.	6 mm/0.236 in. shaft	ZB4BD912	0.080/0.176
		6.35 mm/0.250 in. shaft	ZB4BD922	0.080/0.176

814341

ZB4BD912

Control and signaling units

Harmony XB4, metal

Diameter 22 mm Specific functions

Timers, Hour counters, Annunciators



XB5L_633_CP5CT16045

XB5DTB22

Timers

Description	Output type	Supply voltage V	Time delay type	Time delay range	Reference	Weight kg/lb	
Panel-mounted timer function with status LED and 1 static output in 22.5 mm/0.886 in. hole	1 static output	24 $\overline{\text{---}}$	Type A (delay on energization)	0.5...10s	XB5DTB22	0.027/0.060	
				3...60 s	XB5DTB23	0.027/0.060	
				0.5...10 min	XB5DTB24	0.027/0.060	
					3...60 min	XB5DTB25	0.027/0.060
					0.5...10s	XB5DTGM2	0.027/0.060
					3...60 s	XB5DTGM3	0.027/0.060
					0.5...10 min	XB5DTGM4	0.027/0.060
					3...60 min	XB5DTGM5	0.027/0.060



101187

XB5DSB

Hour counters

Characteristics	Supply voltage V	Reference	Weight kg/lb
Indication 0...9999.9	12...24 $\overline{\sim}$ - 50 or 60 Hz	XB5DSB	0.045/0.099
	120 $\overline{\sim}$ - 60 Hz	XB5DSG	0.045/0.099
	230...240 $\overline{\sim}$ - 50 Hz	XB5DSM (1)	0.045/0.099

Annunciators (IP66, IP67, and IP69)

Characteristics	Supply voltage V	Color	Reference	Weight kg/lb
Continuous or intermittent non-illuminated buzzer - 90dB, 6.8kHz	24 $\overline{\sim}$ - 50 or 60 Hz	-	XB5KSB	0.024/0.053
	110...120 V $\overline{\sim}$ - 50 or 60 Hz	-	XB5KSG	0.024/0.053
	230...240 $\overline{\sim}$ - 50 or 60 Hz	-	XB5KSM	0.024/0.053
Continuous or intermittent illuminated buzzer - 90dB, 6.8kHz	24 $\overline{\sim}$ - 50 or 60 Hz	Red	XB5KS2B4	0.024/0.053
	110...120 V $\overline{\sim}$ - 50 or 60 Hz	Red	XB5KS2G4	0.024/0.053
	230...240 $\overline{\sim}$ - 50 or 60 Hz	Red	XB5KS2M4	0.024/0.053
	24V $\overline{\sim}$ - 50 or 60 Hz	Yellow	XB5KS2B8	0.024/0.053
	110...120 V $\overline{\sim}$ - 50 or 60 Hz	Yellow	XB5KS2G8	0.024/0.053
	230...240 $\overline{\sim}$ - 50 or 60 Hz	Yellow	XB5KS2M8	0.024/0.053

(1) To order a 60 Hz hour counter, add a suffix 6. The reference XB5DSM becomes XB5DSM6.



XB5_633_CP5CT17092




XB5KS2B4

Control and signaling units

Harmony XB4, metal

Diameter 22 mm specific functions

USB/RJ45 ports, Fuse carrier, Basic displays



USB and RJ45 ports					
Description	Interface type	Connection type	Degree of protection	Reference	Weight kg/lb
Panel-mounted USB and RJ45 ports in 22.5 mm/0.886 in. hole with notch	USB interface, jack type A	USB port 3.0 A-A	IP20, IP65, IP67, IP69K with protection cover (1)	XB5PUSB3	0.017/0.037
	Ethernet interface, RJ45 jack	RJ45 port Cat. 6	IP20, IP65, IP67, IP69K with protection cover (1)	XB5PRJ45	0.027/0.060

Fuse carrier			
Description	For use with	Reference	Weight kg/lb
Fuse carrier	5 x 20 mm/0.197 x 0.787 in. fuse 6.3 A - 250 V	XB5DT1S	0.022/0.049

Basic displays					
Description	Input current range	LED color	Reference	Weight kg/lb	
Digital panel meter LED display, 1 current input , -999...9999	4...20 mA	Green	XBH1AA0G4	0.032/0.070	
		Red	XBH1AA0R4	0.032/0.070	

(1) For protection covers, see [page 76](#).


Control and signaling units

Harmony XB4, metal

Diameter 22 mm specific functions

Joystick controllers, Wobblesticks

101189



XD4PA12

Joystick controllers (with 54 mm/2.126 in. long operating shaft) (1)

Screw clamp terminal connections (Schneider Electric anti-loosening system)

Description	Operation	Spring return to zero position	Reference	Weight kg/lb
Complete products				
2-direction	1 notch 1 NO contact per direction	Without	XD4PA12	0.116/0.256
		With	XD4PA22	0.116/0.256
4-direction	1 notch 1 NO contact per direction	Without	XD4PA14	0.133/0.293
		With	XD4PA24	0.133/0.293

103074




ZD4PA103

Sub-assemblies for joystick controllers

Description	Functions	Reference	Weight kg/lb
Complete body/contact assemblies	2-direction	ZD4PA103	0.049/0.108
	4-direction	ZD4PA203	0.058/0.128
Complete head assemblies with operating shaft	2-direction, stay put	ZD4PA12	0.022/0.049
	2-direction, spring return to zero position	ZD4PA22	0.022/0.049
	4-direction, stay put	ZD4PA14	0.022/0.049
	4-direction, spring return to zero position	ZD4PA24	0.022/0.049

103072



ZD4PA203

Other versions

Joystick controllers and complete body/contact assemblies for joystick controllers with Faston connector terminals (6.35 or 2 x 2.8 mm/0.250 or 2 x 0.110 in.). Please contact our Customer Care Center.

103073



ZD4PA12

Wobblestick heads

Shape of head	For use with	Color	Reference	Weight kg/lb
	Omnidirectional, spring return	Black	ZB4BB2	0.058/0.128
		Red	ZB4BB4	0.058/0.128

103497



ZB4BB2

(1) Must not be used with standard contact blocks **ZBE10** (single) or **ZBE20** (double).

Control and signaling units

Harmony XB4 metal

Diameter 22 mm accessories for heads: caps



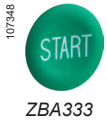
PC113546

XBA2

Pushbutton caps - unmarked					
For use with	Type of push	Color	Sold in lots of	Unit reference	Weight kg/lb
ZBABA0 pushbutton heads supplied without cap	Flush	White	10	ZBA1	0.001/0.002
		Black	10	ZBA2	0.001/0.002
		Green	10	ZBA3	0.001/0.002
		Red	10	ZBA4	0.001/0.002
		Yellow	10	ZBA5	0.001/0.002
		Blue	10	ZBA6	0.001/0.002

Pushbutton caps - marked						
For use with	Type of push	Marking		Color of cap	Unit reference	Weight kg/lb
		Text	Color			
ZBABA0 pushbutton heads supplied without cap (sold in lots of 10)	Flush	I (1)	White	Green	ZBA331	0.001/0.002
			Black	White	ZBA131	0.001/0.002
		II	White	Green	ZBA336	0.001/0.002
		START (1)	White	Green	ZBA333	0.001/0.002
		UP (1)	Black	White	ZBA343	0.001/0.002
		DOWN (1)	White	Black	ZBA344	0.001/0.002
		⊕ (1)	White	Black	ZBA245	0.001/0.002
			Black	White	ZBA145	0.001/0.002
		↑ (2)	White	Black	ZBA335	0.001/0.002
			Black	White	ZBA334	0.001/0.002
		O (1)	White	Red	ZBA432	0.001/0.002
			Black	Black	ZBA232	0.001/0.002
		STOP (1)	White	Red	ZBA434	0.001/0.002
			Black	Black	ZBA234	0.001/0.002
		OFF	White	Red	ZBA435	0.001/0.002
		⚠	White	Green	ZBA346	0.001/0.002
		R (1)	White	Blue	ZBA639	0.001/0.002
		+	White	Black	ZBA2934	0.001/0.002
		-	White	Black	ZBA2935	0.001/0.002

(1) Double injection moulded marking.
 (2) Can be clipped in at 90° steps, through 360°.



107348

ZBA333

Control and signaling units

Harmony XB4 metal

Diameter 22 mm accessories for heads: boots, lens caps



ZBP0

Transparent boots for pushbuttons (1)

Description	For use with XB4 metal pushbuttons	Sold in lots of	Unit reference	Weight kg/lb
Single boots (2)	Flush with circular head	10	ZBPA	0.002/0.004
	Projecting with circular head and push-push version	10	ZBP0	0.002/0.004
	Flush or projecting with circular head for food industry applications	10	ZBP0A	0.002/0.004

Colored boots

Description	Color	For use with	Sold in lots of	Unit reference	Weight kg/lb
Colored boots (can be replaced without dismantling the head)	Black	ZB4BP2S	10	ZBP012	0.003/0.007
	Green	ZB4BP3S	10	ZBP013	0.003/0.007
	Red	ZB4BP4S	10	ZBP014	0.003/0.007
	Yellow	ZB4BP5S	10	ZBP015	0.003/0.007
	Blue	ZB4BP6S	10	ZBP016	0.003/0.007
Clear membrane	Transparent	ZB4BP●83	10	ZBP017	0.003/0.007

Lens caps

For use with	Color	Sold in lots of	Unit reference	Weight kg/lb
Lens caps for light sources with Universal LED				
Pilot lights	White	10	ZBV0113	0.002/0.004
	Green	10	ZBV0133	0.002/0.004
	Red	10	ZBV0143	0.002/0.004
	Orange	10	ZBV0153	0.002/0.004
	Blue	10	ZBV0163	0.002/0.004

Lens caps for light sources with BA 9s base fitting

Pilot lights	White	10	ZBV011	0.002/0.004
	Green	10	ZBV013	0.002/0.004
	Red	10	ZBV014	0.002/0.004
	Orange	10	ZBV015	0.002/0.004
	Blue	10	ZBV016	0.002/0.004
	Clear	10	ZBV017	0.002/0.004

(1) Boots for multiple-headed pushbuttons, see page 41.


(2) Permissible panel thickness 1 to 5 mm/0.039 to 0.197 in., cannot be used with legend holders.

PG113818



ZBV0153

PG113819

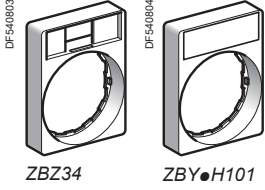


ZBV016

Control and signaling units

Harmony XB4 metal

Diameter 22 mm 8 x 27 mm legends with 30 x 40 mm legend holders



30 x 40 mm legend holders (flush mounting with bezel) for 8 x 27 mm legends ⁽¹⁾						
Description	Legend		Sold in lots of	Unit reference		Weight kg/lb
	Background color	Marking				
Without legend	–	–	10	ZBZ34	–	0.003/0.007
With blank legend	Black or red	–	10	ZBY2H101	–	0.004/0.009
	White or yellow	–	10	ZBY4H101	–	0.004/0.009

Standard 30 x 40 mm legend holders for 8 x 27 mm legends ⁽¹⁾						
Description	Legend		Sold in lots of	Unit reference		Weight kg/lb
	Color	Marking		For black bezel	For gray bezel ⁽⁴⁾ ⁽⁵⁾	
Without legend	–	–	10	ZBZ32	ZBZ32C0	0.001/0.002
With blank legend (for engraving)	Black or red	–	10	ZBY2101	ZBY2101C0	0.002/0.004
	White or yellow	–	10	ZBY4101	ZBY4101C0	0.002/0.004
With 8 x 27 mm/ 0.315 x 1.063 in. legend (with international marking)	Black or red ⁽²⁾	I	10	ZBY2147	–	0.002/0.004
		O-I	10	ZBY2178	ZBY2178C0	0.002/0.004
		I-II	10	ZBY2179	–	0.002/0.004
		I-O-II	10	ZBY2186	ZBY2186C0	0.002/0.004
		STOP	10	ZBY2304	ZBY2304C0	0.002/0.004
With 8 x 27 mm/ 0.315 x 1.063 in. legend (with French language marking)	Black or red ⁽²⁾	ARRET (red background)	10	ZBY2104	ZBY2104C0	0.002/0.004
		ARRET-MARCHE	10	ZBY2166	ZBY2166C0	0.002/0.004
		AUTO-MAIN	10	ZBY2164	–	0.002/0.004
		AUTO-O-MAIN	10	ZBY2185	–	0.002/0.004
		DEFAUT (black background)	10	ZBY2134	–	0.002/0.004
		DEFAUT (red background)	10	ZBY2135	–	0.002/0.004
		DESCENTE	10	ZBY2108	–	0.002/0.004
		ENCLenchement	10	ZBY2131	–	0.002/0.004
		EN SERVICE	10	ZBY2111	–	0.002/0.004
		FERMETURE	10	ZBY2114	–	0.002/0.004
		MARCHE	10	ZBY2103	ZBY2103C0	0.002/0.004
		MONTEE	10	ZBY2107	–	0.002/0.004
		OUVERTURE	10	ZBY2113	–	0.002/0.004
		REARMEMENT (red background)	10	ZBY2123	–	0.002/0.004
		REARMEMENT (black background)	10	ZBY0123	–	0.002/0.004
SOUS TENSION	10	ZBY2126	–	0.002/0.004		
Red	ARRET D'URGENCE	10	ZBY2130 ⁽³⁾	–	0.002/0.004	



(1) For legends, see page 74.

(2) "Start" functions: white letters on black background. "Stop" functions: white letters on red background (unless otherwise specified above).

(3) For compliance with standard EN/ISO 13850, paragraph 4.4.6, the Emergency Stop function logo  has been added.



(4) For white color plated bezel replace C0 with C1, and for other color plated bezels using the web customization tool, see page 5.

(5) To add customized markings on these references using the web customization tool, see page 5.

Control and signaling units

Harmony XB4 metal

Diameter 22 mm 8 x 27 mm legends with 30 x 40 mm legend holders

Standard 30 x 40 mm legend holders with 8 x 27 mm legends (continued)							
Description	Legend		Sold in lots of	Reference		Weight kg/lb	
	Color	Marking		For black bezel	For gray bezel (3) (4)		
 ZBY2303  ZBY2228	With legend (with English language marking)	Black or red background (1)	AUTO-HAND	10	ZBY2364	–	0.002/0.004
			AUTO-O-HAND	10	ZBY2385	–	0.002/0.004
			CLOSE	10	ZBY2314	–	0.002/0.004
			FORWARD	10	ZBY2305	–	0.002/0.004
			OFF	10	ZBY2312	–	0.002/0.004
			OFF-ON	10	ZBY2367	ZBY2367C0	0.002/0.004
			ON	10	ZBY2311	–	0.002/0.004
			OPEN	10	ZBY2313	–	0.002/0.004
			POWER ON	10	ZBY2326	–	0.002/0.004
			RESET (red background)	10	ZBY2323	–	0.002/0.004
			RESET (black background)	10	ZBY2322	–	0.002/0.004
			REVERSE	10	ZBY2306	–	0.002/0.004
			RUN	10	ZBY2334	–	0.002/0.004
			START	10	ZBY2303	ZBY2303C0	0.002/0.004
STOP-START	10	ZBY2366	–	0.002/0.004			
	Red background	EMERGENCY STOP	10	ZBY2330 (2)	–	0.002/0.004	
With legend (with German language marking)	Black or red background (1)	AUTO-HAND	10	ZBY2364	–	0.002/0.004	
		AUTO-O-HAND	10	ZBY2385	–	0.002/0.004	

(1) "Start" functions: white letters on black background. "Stop" functions: white letters on red background (unless otherwise specified above).

(2) For compliance with standard EN/ISO 13850, paragraph 4.4.6, the Emergency Stop function logo  has been added.

(3) For white color plated bezel replace C0 with C1, and for other color plated bezels using the web customization tool, see page 5.

(4) To add customized markings on these references using the web customization tool, see page 5.

Standard 30 x 40 mm legend plates

Description	Marking (3)	Sold in lots of	Unit Reference		Weight kg//b
			For black bezel	For gray bezel (1) (2)	
Legend plate, plastic	-	10	ZBYP2101	ZBYP2101C0	0.001/0.002
	O-I	10	ZBYP2178	ZBYP2178C0	0.001/0.002
	STOP	10	ZBYP2304	ZBYP2304C0	0.001/0.002
	START	10	ZBYP2303	ZBYP2303C0	0.001/0.002
	MARCHE	10	ZBYP2103	ZBYP2103C0	0.001/0.002
	I-O-II	10	ZBYP2186	ZBYP2186C0	0.001/0.002
	OFF-ON	10	ZBYP2367	ZBYP2367C0	0.001/0.002
	ARRET-MARCHE	10	ZBYP2166	ZBYP2166C0	0.001/0.002
	ARRET	10	ZBYP2104	ZBYP2104C0	0.001/0.002
Legend plate, metal	-	10	ZBYM2101	-	0.004/0.009
	O-I	10	ZBYM2178	-	0.004/0.009
	STOP	10	ZBYM2304	-	0.004/0.009
	START	10	ZBYM2303	-	0.004/0.009
	MARCHE	10	ZBYM2103	-	0.004/0.009
	I-O-II	10	ZBYM2186	-	0.004/0.009
	OFF-ON	10	ZBYM2367	-	0.004/0.009
	ARRET-MARCHE	10	ZBYM2166	-	0.004/0.009
	ARRET	10	ZBYM2104	-	0.004/0.009



ZBYP2101

XB5_CP19019



ZBYM2303

XB5_CP19023

(1) For white color plated bezel replace C0 by C1, and for other color plated bezel through web customization tool, see [page 5](#).

(2) To add customized markings on these references through web customization tool, see [page 5](#).

(3) Black marking for metal references, white marking for standard references.

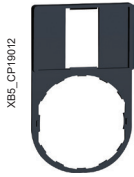
Control and signaling units

Harmony XB4 metal

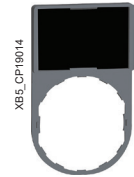
Diameter 22 mm

Legend holders for 18 x 27 mm legends

18 x 27 mm legends for engraving



ZBZ33



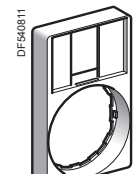
ZBY6101



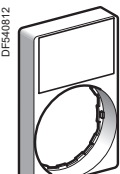
ZBYP6101



ZBYM6101



ZBZ35



ZBY6H10

Standard 30 x 50 mm legend holders for 18 x 27 mm legends

Description	Background color	Sold in lots of	Unit reference		Weight kg/lb
			For black bezel	For gray bezel (1)	
Without legend	–	10	ZBZ33	ZBZ33C0	0.001/0.002
With blank legend	Black or red	10	ZBY6101	ZBY6101C0	0.002/0.004
	White or yellow	10	ZBY6102	ZBY6102C0	0.002/0.004

30 x 50 mm legend holder (flush mounting with bezel) for 18 x 27 mm legends

Description	Background color	Sold in lots of	Unit reference		Weight kg/lb
			For black bezel	For gray bezel (1)	
Without legend	–	10	ZBZ35	–	0.003/0.007
With blank legend	Black or red	10	ZBY6H101	–	0.004/0.009
	White or yellow	10	ZBY6H102	–	0.004/0.009

30 x 50 mm legend plates

Description	Sold in lots of	Unit reference		Weight kg/lb
		For black bezel	For gray bezel (1)	
Legend plate, plastic	10	ZBYP6101	ZBYP6101C0	0.001/0.002
Legend plate, metal	10	ZBYM6101	–	0.006/0.013

18 x 27 mm legends for engraving for 30 x 50 mm legend holders

Description	Language	Marking	Sold in lots of	Unit reference	Weight kg/lb
Black or red background	–	Without	10	ZBY5101	0.001/0.002
White or yellow background	–	Without	10	ZBY5102	0.001/0.002

18 x 27 mm legends for engraving for 30 x 50 mm legend holders

Description	For use with	Sold in lots of	Unit reference	Weight kg/lb
Sheet of 40 18 x 27 mm/ 0.709 x 1.063 in. legends	30 x 50 mm/ 1.181 x 1.968 in. legend holder ZBZ33 and ZBZ35	10	ZBY5100	0.044/0.097

(1) To add customized markings on these references using the web customization tool, see page 5.

8 x 27 mm marked legends for 30 x 40 mm legend holders ZBZ32 and ZBZ34

Language	Background color	Marking	Sold in lots of	Unit reference	Weight kg/lb
Without	Black or red	–	10	ZBY0101 (3)	0.001/0.002
	White or yellow	–	10	ZBY0102 (3)	0.001/0.002
International	Black or red (1)	O-I	10	ZBY02178	0.001/0.002
		STOP	10	ZBY02304	0.001/0.002
French	Black or red (1)	AUTO-O-MAIN	10	ZBY02185	0.001/0.002
		MARCHE	10	ZBY02103	0.001/0.002
		SOUS TENSION	10	ZBY02126	0.001/0.002



ZBY0101




ZBY02304

Sheets of peel-off legends (with backing board and protective transparent cover)

Description	For use with	Sold in lots of	Unit reference	Weight kg/lb
Sheet of 76 legends 8 x 27 mm/ 0.315 x 1.063 in.	Ø 30 x 40 mm/1.181 x 1.575 in. legend holder ZBZ32 and ZBZ34	10	ZBY4100	0.043/0.095

814309



ZBY4100

(1) "Start" functions: white letters on black background. "Stop" functions: white letters on red background (unless otherwise specified above)


(2) To add customized markings on these references using the web customization tool, see [page 5](#).

Control and signaling units

Harmony XB4 metal

Diameter 22 mm legends for insertion, printing, or pre-printed

DF540813



ZBY1101

Legends for XB4B pushbuttons, illuminated pushbuttons, and pilot lights

Description	Language	Marking	Sold in lots of	Unit reference	Weight kg/lb
Sheets of 66 circular peel-off, transparent, self-adhesive legends	–	Without	10	ZBY1101	0.017/0.037
	International	I	10	ZBY1147	0.017/0.037

Control and signaling units

Harmony XB4, metal

Diameter 22 mm accessories for pushbuttons

107351



ZB4SZ3

XB5_633_CP&CT16030



ZBSP2

Other accessories (continued)						
Description	For use with	Color	Sold in lots of	Unit reference	Weight kg/lb	
Metal circular blanking plug (1)	Ø 22 mm/0.866 in. control and signaling units	Chromium plated	10	ZB4SZ3	0.023/0.051	
		Black	10	ZB4SZ37	0.023/0.051	
Plastic blanking plug (with fixing nut)	Ø 22 mm/0.866 in. control and signaling units	Black	10	ZB5SZ3	0.009/0.020	
Liquid spray protective washer to be fitted under the head	Ø 22 mm/0.866 in. control and signaling units	Chromium plated	10	ZB4BZ007	0.010/0.022	
		Black	10	ZB4BZ0077	0.010/0.022	
Plastic protection cover IP65/IP67	Ø 22 mm/0.866 in. USB and RJ45 ports	Black	10	ZBSP1	0.002/0.004	
Rigid plastic protection cover IP65/IP67	Ø 22 mm/0.866 in. USB and RJ45 ports	Transparent	1	ZBSP2	0.006/0.013	
Metal protection cover IP65/IP67/IP69K	Ø 22 mm/0.866 in. USB and RJ45 ports	Silver	1	ZBSP3	0.010/0.022	
Adapter (Ø 30 to Ø 22 mm/1.181 to 0.866 in. reducer)	All pushbuttons	Chromium plated	1	ZB4BZ012	0.023/0.051	

(1) Body/fixing collar ZB4BZ009 required for mounting to be ordered separately (see page 102).




ZB4FBZ014



XB4_CP19538

ZB4FBZ100



PF151500C

ZB4BZ021

Other accessories (continued)

Description	For use with	Color	Sold in lots of	Unit reference	Weight kg/lb
Flush mounted metal circular blanking plug	Ø 30 mm/1.181 in. flush mounted control and signaling units	Chromium plated	10	ZB4FSZ3	0.070/0.154
Metal ring for flush mounted Ø 30 mm/1.181 in. NEMA hole	Ø 30 mm/1.181 in. flush mounted control and signaling units	Chromium plated	10	ZB4FBZ014	0.012/0.027
Liquid spray protective washer to be fitted under the head	Ø 30 mm/1.181 in. flush mounted control and signaling units	Chromium plated	10	ZB4FBZ007	0.003/0.006
Earth plate	Ø 30 mm/1.181 in. flush mounted control and signaling units	Chromium plated	10	ZB4FBZ100	0.007/0.0160
Spacer for metal flush offer	Ø 30 mm/1.181 in. flush mounted control and signaling units	Chromium plated	10	ZB4FBZ010	0.003/0.006
Ø 30 mm/1.181 in. flush mounting kit for pushbuttons and pilot lights	ZB4B● pushbutton with head mounted flush with bezel	Chromium plated	1	ZB4BZ021	0.019/0.042
Ø 30 mm/1.181 in. flush mounting kit for selector switches and illuminated pushbuttons	ZB4B● pushbutton with head mounted flush with bezel	Chromium plated	1	ZB4BZ022	0.021/0.046
Ø 30 mm/1.181 in. flush mounting kit for pushbuttons and pilot lights	ZB4B● pushbutton with head mounted flush with bezel	Metal black	1	ZB4BZ0217	0.019/0.042
Ø 30 mm/1.181 in. flush mounting kit for selector switches and illuminated pushbuttons	ZB4B● pushbutton with head mounted flush with bezel	Metal black	1	ZB4BZ0227	0.021/0.046
Adapter (Ø 30 to Ø 22 mm/1.181 to 0.866 in. reducer)	All pushbuttons	Chromium plated	1	ZB4BZ012	0.023/0.051

(1) Body/fixing collar [ZB4BZ009](#) required for mounting to be ordered separately (see [page 102](#)).


Harmony XB4, Metal Flush mounted, Ø 30 mm

Control and signaling units

Harmony XB4, metal


Diameter 30 mm flush mounted spring return pushbuttons, unmarked

Flush mounted pushbuttons with flush push for Ø 30 mm ⁽¹⁾ ⁽²⁾							
Screw clamp terminal connections (Schneider Electric anti-loosening system)							
Shape of head	Type of push	Type of contact		Marking on bezel Text (color)	Color of push	Reference	Weight kg/lb
		NO	NC				

Complete units							
	Flush	1	-		White	ZB4FA11 (ZB4BZ101 + ZB4FA1)	0.080/0.176
					Black	ZB4FA21 (ZB4BZ101 + ZB4FA2)	0.080/0.176
					Green	ZB4FA31 (ZB4BZ101 + ZB4FA3)	0.080/0.176
					Yellow	ZB4FA51 (ZB4BZ101 + ZB4FA5)	0.080/0.176
					Blue	ZB4FA61 (ZB4BZ101 + ZB4FA6)	0.080/0.176
					Red	ZB4FA42 (ZB4BZ102 + ZB4FA4)	0.080/0.176
		-	1				


Heads only							
	Without cap (3)				-	ZB4FA0	0.028/0.062
	Flush, with set of 6 colored caps				6 colors (4)	ZB4FA9	0.038/0.084
	Flush				White	ZB4FA1	0.029/0.064
					Black	ZB4FA2	0.029/0.064
					Green	ZB4FA3	0.029/0.064
					Red	ZB4FA4	0.029/0.064
					Yellow	ZB4FA5	0.029/0.064
					Blue	ZB4FA6	0.029/0.064
					Gray	ZB4FA8	0.029/0.064
					White	ZB4FA18	0.028/0.062
					Green	ZB4FA38	0.028/0.062
					Red	ZB4FA48	0.028/0.062
Yellow	ZB4FA58	0.028/0.062					
Blue	ZB4FA68	0.028/0.062					

UN
Universal
for all color heads

Heads only with marked bezel						
	Flush		"START" (Black)	Green	ZB4FA3M33	0.029/0.064

Pushbuttons with recessed push ⁽¹⁾

High guard

Shape of head	Type of push	Color	Reference	Weight kg/lb
Heads only				
	Recessed (high guard)	White	ZB4FA16 (2)	0.034/0.075
		Black	ZB4FA26 (2)	0.034/0.075
		Green	ZB4FA36 (2)	0.034/0.075
		Red	ZB4FA46 (2)	0.034/0.075
		Yellow	ZB4FA56	0.034/0.075
		Blue	ZB4FA66	0.034/0.075

(1) For recommended maximum number of contacts constituting the body (fixing collar and contact) associated with the head, see [page 28](#) and [29](#).

(2) To add customized markings on these references using the web customization tool, see [page 5](#).

(3) Colored cap to be ordered separately: see [page 94](#).


(4) Head supplied with 6 different colored caps (white, black, green, red, yellow, and blue) not fitted.

(5) For legend ordering information, see [page 97](#).

Control and signaling units

Harmony XB4, metal

Diameter 30 mm flush mounted spring return pushbuttons, unmarked



XB4FL42



ZB4FL1



ZB4FL4M34

Flush mounted pushbuttons with projecting push for Ø 30 mm ⁽¹⁾ ⁽²⁾							
Screw clamp terminal connections (Schneider Electric anti-loosening system)							
Shape of head	Type of push	Type of contact		Marking on bezel Text (color)	Color of push	Reference	Weight kg/lb
		NO	NC				
Complete units							
	Projecting	–	1	–	Red	ZB4FL42 (ZB4BZ102 + ZB4FL4)	0.081/0.179
Heads only							
	Projecting				White	ZB4FL1	0.030/0.066
					Black	ZB4FL2	0.030/0.066
					Green	ZB4FL3	0.030/0.066
					Red	ZB4FL4	0.030/0.066
					Yellow	ZB4FL5	0.030/0.066
					Blue	ZB4FL6	0.030/0.066
Heads only with marked bezel							
	Projecting			"STOP" (Black)	Red	ZB4FL4M34	0.030/0.066


(1) For recommended maximum number of contacts constituting the body (fixing collar and contact) associated with the head, see [page 28](#) and [29](#).

(2) To add customized markings on these references using the web customization tool, see [page 5](#).


Control and signaling units

Harmony XB4, metal


Diameter 30 mm flush mounted spring return pushbuttons, with marking



XB4FA4322



ZB4FA331



XB4FA334



XB4FL432

Flush mounted pushbuttons with flush or projecting push for Ø 30 mm ⁽¹⁾							
Screw clamp terminal connections (Schneider Electric anti-loosening system)							
Shape of head	Type of push	Type of contact		Marking Text (color)	Color of push	Reference	Weight kg/lb
		N/O	N/C				
Complete units ⁽²⁾							
	Flush	1	–	"I" (White)	Green	XB4FA3311 (ZB4BZ101 + ZB4FA331)	0.080/0.176
	Flush	–	1	"O" (White)	Red	XB4FA4322 (ZB4BZ102 + ZB4FA432)	0.080/0.176
	Projecting	1	1	"O" (White)	Red	XB4FL4325 (ZB4BZ105 + ZB4FL432)	0.080/0.176
	Flush (3)	1	–	↑ (Black)	White	XB4FA3341 (ZB4BZ101 + ZB4FA334)	0.080/0.176
	Flush (3)	1	–	↓ (White)	Black	XB4FA3351 (ZB4BZ101 + ZB4FA335)	0.080/0.176
Heads only							
	Flush			"I" (White)	Green	ZB4FA331 (2)	0.029/0.064
				"I" (Black)	White	ZB4FA131 (2)	0.029/0.064
				"II" (White)	Green	ZB4FA336	0.029/0.064
				"II" (Black)	White	ZB4FA136	0.029/0.064
				"START" (white)	Green	ZB4FA333 (2)	0.029/0.064
				"START" (Black)	White	ZB4FA133	0.029/0.064
				"ON" (White)	Green	ZB4FA341	0.029/0.064
				"ON" (Black)	White	ZB4FA141	0.029/0.064
				"MARCHE" (White)	Green	ZB4FA342	0.029/0.064
				"MARCHE" (Black)	White	ZB4FA142	0.029/0.064
				(White)	Black	ZB4FA245	0.029/0.064
				(Black)	White	ZB4FA145	0.029/0.064
				"O" (White)	Red	ZB4FA432 (2)	0.029/0.064
					Black	ZB4FA232 (2)	0.029/0.064
				"ARRET" (White)	Red	ZB4FA433	0.029/0.064
					Black	ZB4FA233	0.029/0.064
				"STOP" (White)	Red	ZB4FA434 (2)	0.029/0.064
					Black	ZB4FA234	0.029/0.064
				"OFF" (White)	Red	ZB4FA435	0.029/0.064
					Black	ZB4FA235	0.029/0.064
				↑ (Black) (3)	White	ZB4FA334 (2)	0.029/0.064
				↓ (White) (3)	Black	ZB4FA335 (2)	0.029/0.064
	Projecting			"O" (White)	Red	ZB4FL432 (2)	0.030/0.066
					Black	ZB4FL232 (2)	0.030/0.066
				"ARRET" (White)	Red	ZB4FL433	0.030/0.066
					Black	ZB4FL233	0.030/0.066
				"STOP" (White)	Red	ZB4FL434 (2)	0.030/0.066
					Black	ZB4FL234	0.030/0.066
				"OFF" (White)	Red	ZB4FL435	0.030/0.066
					Black	ZB4FL235	0.030/0.066

(1) For recommended maximum number of contacts constituting the body (fixing collar and contact) associated with the head, see [page 28](#) and [29](#).


(2) To add customized markings on these references using the web customization tool, see [page 5](#).

(3) Product supplied with cap not attached, allowing orientation through 360° in 90° steps.

Control and signaling units

Harmony XB4, metal

Diameter 30 mm flush mounted illuminated pushbuttons, spring return, with Universal LED



XB4FW33B5



XB4FW34G5



Flush mounted illuminated pushbuttons with flush push for Ø 30 mm ⁽¹⁾ ⁽²⁾							
Screw clamp terminal connections (Schneider Electric anti-loosening system)							
Shape of head	Description	Type of contact		Supply voltage V	Color of push	Reference	Weight kg/lb
		NO	NC				
Complete units - With plain lens							
	Universal LED	1	1	24 ~ 50/60 Hz	White	XB4FW31B5 (ZB4BW0B15 + ZB4FW313)	0.097/0.214
					Green	XB4FW33B5 (ZB4BW0B15 + ZB4FW333)	0.097/0.214
					Red	XB4FW34B5 (ZB4BW0B15 + ZB4FW343)	0.097/0.214
					Orange	XB4FW35B5 (ZB4BW0B15 + ZB4FW353)	0.097/0.214
					Blue	XB4FW36B5 (ZB4BW0B15 + ZB4FW363)	0.097/0.214
					110...120 ~ 50/60 Hz	White	XB4FW31G5 (ZB4BW0G15 + ZB4FW313)
				Green	XB4FW33G5 (ZB4BW0G15 + ZB4FW333)	0.097/0.214	
				Red	XB4FW34G5 (ZB4BW0G15 + ZB4FW343)	0.097/0.214	
				Orange	XB4FW35G5 (ZB4BW0G15 + ZB4FW353)	0.097/0.214	
				Blue	XB4FW36G5 (ZB4BW0G15 + ZB4FW363)	0.097/0.214	
				230...240 ~ 50/60 Hz	White	XB4FW31M5 (ZB4BW0M15 + ZB4FW313)	0.097/0.214
				Green	XB4FW33M5 (ZB4BW0M15 + ZB4FW333)	0.097/0.214	
				Red	XB4FW34M5 (ZB4BW0M15 + ZB4FW343)	0.097/0.214	
				Orange	XB4FW35M5 (ZB4BW0M15 + ZB4FW353)	0.097/0.214	
				Blue	XB4FW36M5 (ZB4BW0M15 + ZB4FW363)	0.097/0.214	

(1) For recommended maximum number of contacts constituting the body (fixing collar and contact) associated with the head, see [page 28](#) and [29](#).

(2) To add customized markings on these references using the web customization tool, see [page 5](#).


Control and signaling units

Harmony XB4, metal

Diameter 30 mm flush mounted illuminated pushbuttons, spring return, with Universal LED



ZB4FW333



ZB4FW983

Flush mounted illuminated pushbuttons with flush push for Ø 30 mm ⁽¹⁾				
Shape of head	Type of push	Color	Reference	Weight kg/lb
Heads only ⁽²⁾ - With plain lens				
	Flush ⁽³⁾	White	ZB4FW313	0.026/0.057
		Green	ZB4FW333	0.026/0.057
		Red	ZB4FW343	0.026/0.057
		Orange	ZB4FW353	0.026/0.057
		Blue	ZB4FW363	0.026/0.057
		Yellow	ZB4FW383	0.026/0.057
	Flush with illuminated ring	White	ZB4FW913	0.026/0.057
		Green	ZB4FW933	0.026/0.057
		Red	ZB4FW943	0.026/0.057
		Orange	ZB4FW953	0.026/0.057
		Blue	ZB4FW963	0.026/0.057
		Yellow	ZB4FW983	0.026/0.057
	Flush for insertion of legend ⁽⁴⁾ ⁽³⁾ (IP69K)	White	ZB4FA18	0.028/0.062
		Green	ZB4FA38	0.028/0.062
		Red	ZB4FA48	0.028/0.062
		Orange	ZB4FA58	0.028/0.062
		Blue	ZB4FA68	0.028/0.062
		Yellow	ZB4FA88	0.028/0.062

(1) For recommended maximum number of contacts constituting the body (fixing collar and contact) associated with the head, see [page 28](#) and [29](#).

(2) For use with bodies comprising a light source with universal light block only.

(3) To add customized markings on these references using the web customization tool, see [page 5](#).

(4) For legend ordering information, see [page 97](#).

Control and signaling units

Harmony XB4, metal


Diameter 30 mm flush mounted illuminated pushbuttons, spring return, with universal light block

XB4_632_CPMFS182033



ZB4FW113



Flush mounted illuminated pushbuttons with projecting push for Ø 30 mm ^{(1) (2)}				
Shape of head	Type of push	Color	Reference	Weight kg/lb
Heads only (3) - With plain lens				
	Projecting	White	ZB4FW113	0.029/0.064
		Green	ZB4FW133	0.029/0.064
		Red	ZB4FW143	0.029/0.064
		Orange	ZB4FW153	0.029/0.064
		Blue	ZB4FW163	0.029/0.064
		Yellow	ZB4FW183	0.029/0.064

(1) For recommended maximum number of contacts constituting the body (fixing collar and contact) associated with the head, see [page 28](#) and [29](#).

(2) To add customized markings on these references using the web customization tool, see [page 5](#).

(3) For use with bodies comprising a light source with universal light block only.

Control and signaling units



Harmony XB4, metal

Diameter 30 mm flush mounted pushbuttons, push-push

XB4_632_CPMIFS18254




ZB4FH02

Flush mounted pushbuttons with flush push for Ø 30 mm ⁽¹⁾				
Shape of head	Type of push	Color of push	Reference	Weight kg/lb
Heads only				
	Without cap ⁽²⁾	–	ZB4FH0	0.028/0.062
	Flush ⁽³⁾	White	ZB4FH01	0.029/0.064
		Black	ZB4FH02	0.029/0.064
		Green	ZB4FH03	0.029/0.064
		Red	ZB4FH04	0.029/0.064
		Yellow	ZB4FH05	0.029/0.064
		Blue	ZB4FH06	0.029/0.064

XB4_632_CPMIFS18256



ZB4FH6

Flush mounted pushbuttons with projecting push for Ø 30 mm ⁽¹⁾ ⁽³⁾				
Shape of head	Type of push	Color of push	Reference	Weight kg/lb
Heads only				
	Projecting	White	ZB4FH1	0.029/0.064
		Black	ZB4FH2	0.029/0.064
		Green	ZB4FH3	0.029/0.064
		Red	ZB4FH4	0.029/0.064
		Yellow	ZB4FH5	0.029/0.064
		Blue	ZB4FH6	0.029/0.064

(1) For recommended maximum number of contacts constituting the body (fixing collar and contact) associated with the head, see [page 28](#) and [29](#).


(2) Caps to be ordered separately (see [page 94](#)).

(3) To add customized markings on these references using the web customization tool, see [page 5](#).


Control and signaling units

Harmony XB4, metal


Diameter 30 mm flush mounted illuminated pushbuttons, push-push, with Universal LED



ZB4FH033



ZB4FH083



ZB4FH63

Flush mounted illuminated pushbuttons with flush push for Ø 30 mm (1) (2)

Shape of head	Type of push	Color of lens	Reference	Weight kg/lb
Heads only (3)				
	Flush	White	ZB4FH013	0.026/0.057
		Green	ZB4FH033	0.026/0.057
		Red	ZB4FH043	0.026/0.057
		Orange	ZB4FH053	0.026/0.057
		Blue	ZB4FH063	0.026/0.057
		Yellow	ZB4FH083	0.026/0.057



Flush mounted illuminated pushbuttons with projecting push for Ø 30 mm (1) (2)

Shape of head	Type of push	Color of lens	Reference	Weight kg/lb
Heads only (3)				
	Projecting	White	ZB4FH13	0.026/0.057
		Green	ZB4FH33	0.026/0.057
		Red	ZB4FH43	0.026/0.057
		Orange	ZB4FH53	0.026/0.057
		Blue	ZB4FH63	0.026/0.057
		Yellow	ZB4FH83	0.026/0.057



(1) For recommended maximum number of contacts constituting the body (fixing collar and contact) associated with the head, see [page 28](#) and [29](#).

(2) To add customized markings on these references using the web customization tool, see [page 5](#).

(3) For use with bodies comprising a light source with Universal LED only.

Control and signaling units

Harmony XB4, metal

Diameter 30 mm flush mounted selector switches with standard handle



XB4FD33



ZB4FD4



ZB4FD2M178

Flush mounted selector switches with standard handle for Ø 30 mm ⁽¹⁾ Screw clamp terminal connections (Schneider Electric anti-loosening system)

Shape of head	Type of operator	Type of contact	Marking on bezel	Positions	Reference	Weight kg/lb
			Text (color)	Number Type		

Complete units ⁽²⁾								
	Standard handle, black	1	–	–	2-position 90°	Stay put	XB4FD21 (ZB4BZ101 + ZB4FD2)	0.095/0.209
		1	–	–		Spring return from right to left	XB4FD41 (ZB4BZ101 + ZB4FD4)	0.100/0.220
		1	1	–		Stay put	XB4FD25 (ZB4BZ105 + ZB4FD2)	0.095/0.209
		2	–	–	3-position ± 45°	Stay put	XB4FD33 (ZB4BZ103 + ZB4FD3)	0.095/0.209
						Spring return to center	XB4FD53 (ZB4BZ103 + ZB4FD5)	0.095/0.209

Heads only ⁽²⁾								
	Standard handle, black	–	–	–	2-position 90°	Stay put	ZB4FD2	0.040/0.088
						Spring return from right to left	ZB4FD4	0.045/0.099
					3-position ± 45°	Stay put	ZB4FD3	0.040/0.088
						Spring return to center	ZB4FD5	0.040/0.088
						Spring return from left to center	ZB4FD7	0.040/0.088
				Spring return from right to center	ZB4FD8	0.040/0.088		

Heads only with marked bezel							
	Standard handle, black (3)		"O" and "I"	2-position 90°	Stay put	ZB4FD2M178	0.040/0.088

Heads only with other colored handles							
	Standard handle, white					Add suffix 01 to the reference, example: ZB4FD201	
	Standard handle, green					Add suffix 03 to the reference, example: ZB4FD203	
	Standard handle, red					Add suffix 04 to the reference, example: ZB4FD204	
	Standard handle, yellow					Add suffix 05 to the reference, example: ZB4FD205	
	Standard handle, blue					Add suffix 06 to the reference, example: ZB4FD206	

(1) For recommended maximum number of contacts and sequence of contacts constituting the body (fixing collar + contact) associated with the head, see [page 28](#) and [29](#).











(2) To add customized markings on these references using the web customization tool, see [page 5](#).

(3) The symbol indicates the padlocking positions.

Control and signaling units

Harmony XB4, metal

Diameter 30 mm flush mounted selector switches with long handle: normal and padlockable

Flush mounted selector switches with long handle for Ø 30 mm ⁽¹⁾									
Screw clamp terminal connections (Schneider Electric anti-loosening system)									
Shape of head	Type of operator	Type of contact		Positions		Reference	Weight kg/lb		
		NO	NC	Number	Type				
Complete units ⁽²⁾									
	Long handle, black	1	-	2-position	Stay put	 XB4FJ21 (ZB4BZ101 + ZB4FJ2)	0.096/0.212		
				90°					
				2		3-position	Stay put	 XB4FJ33 (ZB4BZ103 + ZB4FJ3)	0.096/0.212
		± 45°							
					Spring return to center	 XB4FJ53 (ZB4BZ103 + ZB4FJ5)	0.096/0.212		
Heads only									
	Long handle, black	1	-	2-position	Stay put	 ZB4FJ2	0.040/0.088		
				90°					
							Spring return from right to left	 ZB4FJ4	0.045/0.099
						3-position	Stay put	 ZB4FJ3	0.040/0.088
						± 45°			
									Spring return to center
					Spring return from left to center	 ZB4FJ7	0.040/0.088		
					Spring return from right to center	 ZB4FJ8	0.040/0.088		

XB4_632_CPMF518258



ZB4FJ3

























(1) For recommended maximum number of contacts and sequence of contacts constituting the body (fixing collar + contact) associated with the head, see [page 28](#) and [29](#).

(2) To add customized markings on these references using the web customization tool, see [page 5](#).


Control and signaling units

Harmony XB4, metal

Diameter 30 mm flush mounted key switches with key 455

Flush mounted key switches for Ø 30 mm ^{(1) (2)}								
Screw clamp terminal connections (Schneider Electric anti-loosening system)								
Shape of head	Type of operator	Type of contact		Positions		Reference		
		NO	NC	Number	Type			
Complete units (4)								
	Key switch with key 455	1	-	2-position 90°	Stay put	 XB4FG21 (ZB4BZ101 + ZB4FG2)	0.153/0.337	
						 XB4FG41 (ZB4BZ101 + ZB4FG4)	0.153/0.337	
		2	-	3-position ± 45°	Spring return to left	 XB4FG61 (ZB4BZ101 + ZB4FG6)	0.153/0.337	
					Stay put	 XB4FG03 (ZB4BZ103 + ZB4FG0)	0.153/0.337	
					 XB4FG33 (ZB4BZ103 + ZB4FG3)	0.153/0.337		
Heads only								
	Key switch with key 455 (3)			2-position 90°	Stay put	 ZB4FG2 (4)	0.098/0.216	
						 ZB4FG02 (4)	0.098/0.216	
						 ZB4FG4 (4)	0.098/0.216	
					Spring return from right to left	 ZB4FG6 (4)	0.098/0.216	
					3-position ± 45°	Stay put	 ZB4FG0 (4)	0.098/0.216
							 ZB4FG03	0.098/0.216
							 ZB4FG04	0.098/0.216
							 ZB4FG3 (4)	0.098/0.216
							 ZB4FG5	0.098/0.216
							 ZB4FG9 (4)	0.098/0.216
							 ZB4FG09	0.098/0.216
					Spring return from left to center		 ZB4FG1	0.098/0.216
							 ZB4FG01	0.098/0.216
					Spring return to center		 ZB4FG7 (4)	0.098/0.216
					Spring return from right to center		 ZB4FG8 (4)	0.098/0.216
							 ZB4FG05 (4)	0.098/0.216
	 ZB4FG08 (4)	0.098/0.216						

(1) For recommended maximum number of contacts and sequence of contacts constituting the body (fixing collar + contact) associated with the head, see page 28 and 29.

(2) The symbol  indicates key withdrawal position(s).

(3) For specific keys, please contact our Customer Care Center.

(4) To add customized markings on these references using the web customization tool, see page 5.

Control and signaling units

Harmony XB4, metal

Diameter 30 mm key switches

Flush mounted selector switches with knurled knob

XB4_632_CPMF516252



ZB4FD29

Selector switches with knurled knob (1)

Shape of head	Type of operator	Positions (1)			Reference (2)	Weight kg/lb
		Number	Type			
Heads only						
	Black knurled knob	2-position	Stay put	∨	ZB4FD29	0.043/0.095
		90°				
		3-position	Stay put	∨	ZB4FD39	0.040/0.088
		± 45°				
			Spring return to center	↕	ZB4FD59	0.040/0.088
	Spring return from left to center	↙	ZB4FD79	0.040/0.088		
	Spring return from right to center	↘	ZB4FD89	0.040/0.088		

(1) For recommended maximum number of contacts and sequence of contacts constituting the body (fixing collar + contact) associated with the head, see [page 28](#) and [29](#).

(2) To add customized markings on these references using the web customization tool, see [page 5](#).



Control and signaling units

Harmony XB4, metal

Diameter 30 mm flush mounted illuminated selector switches with standard handle, with Universal LED

Flush mounted illuminated selector switches with standard handle, with Universal LED for Ø 30 mm (1)

Screw clamp terminal connections (Schneider Electric anti-loosening system)

Shape of head	Type of operator	Type of contact		Positions Number Type	Supply voltage V	Color of handle	Reference	Weight kg/lb					
		NO	NC										
Complete units													
 XB4FK123B5	Standard handle	1	1	2-position Stay put 90°	24 ~ (50/60 Hz)	Green	XB4FK123B5 (2) (ZB4BW0B15 + ZB4FK1233)	0.101/0.223					
						Red	XB4FK124B5 (2) (ZB4BW0B15 + ZB4FK1243)	0.101/0.223					
						Orange	XB4FK125B5 (2) (ZB4BW0B15 + ZB4FK1253)	0.101/0.223					
						110...120 ~ (50/60 Hz)	Green	XB4FK123G5 (2) (ZB4BW0G15 + ZB4FK1233)	0.101/0.223				
						Red	XB4FK124G5 (ZB4BW0G15 + ZB4FK1243)	0.101/0.223					
						Orange	XB4FK125G5 (2) (ZB4BW0G15 + ZB4FK1253)	0.101/0.223					
						230...240 ~ (50/60 Hz)	Green	XB4FK123M5 (2) (ZB4BW0M15 + ZB4FK1233)	0.101/0.223				
						Red	XB4FK124M5 (2) (ZB4BW0M15 + ZB4FK1243)	0.101/0.223					
						Orange	XB4FK125M5 (2) (ZB4BW0M15 + ZB4FK1253)	0.101/0.223					
						 XB4FK134B5	1	1	3-position Stay put ± 45°	24 ~ (50/60 Hz)	Green	XB4FK133B5 (2) (ZB4BW0B15 + ZB4FK1333)	0.101/0.223
											Red	XB4FK134B5 (ZB4BW0B15 + ZB4FK1343)	0.101/0.223
											Orange	XB4FK135B5 (ZB4BW0B15 + ZB4FK1353)	0.101/0.223
110...120 ~ (50/60 Hz)	Green	XB4FK133G5 (ZB4BW0G15 + ZB4FK1333)	0.101/0.223										
Red	XB4FK134G5 (ZB4BW0G15 + ZB4FK1343)	0.101/0.223											
Orange	XB4FK135G5 (ZB4BW0G15 + ZB4FK1353)	0.101/0.223											
230...240 ~ (50/60 Hz)	Green	XB4FK133M5 (2) (ZB4BW0M15 + ZB4FK1333)	0.101/0.223										
Red	XB4FK134M5 (ZB4BW0M15 + ZB4FK1343)	0.101/0.223											
Orange	XB4FK135M5 (ZB4BW0M15 + ZB4FK1353)	0.101/0.223											

(1) For recommended maximum number of contacts constituting the body (fixing collar and contact) associated with the head, see page 28 and 29.








(2) To add customized markings on these references using the web customization tool, see page 5.

Control and signaling units

Harmony XB4, metal

Diameter 30 mm flush mounted illuminated selector switches with standard handle, with heads only

Flush mounted illuminated selector switches with standard handle, with Universal LED for Ø 30 mm (continued) (1)

Shape of head	Type of operator	Positions		Color of handle	Reference	Weight kg/lb							
		Number	Type										
Heads only (2)													
	Standard handle	2-position	Stay put	90°		White	ZB4FK1213 (3)	0.036/0.079					
						Green	ZB4FK1233 (3)	0.036/0.079					
						Red	ZB4FK1243 (3)	0.036/0.079					
						Orange	ZB4FK1253 (3)	0.036/0.079					
						Blue	ZB4FK1263 (3)	0.036/0.079					
						Yellow	ZB4FK1283 (3)	0.036/0.079					
						Spring return from right to left		White	ZB4FK1413 (3)	0.037/0.082			
								Green	ZB4FK1433 (3)	0.037/0.082			
								Red	ZB4FK1443 (3)	0.037/0.082			
								Orange	ZB4FK1453 (3)	0.037/0.082			
								Blue	ZB4FK1463	0.037/0.082			
								Yellow	ZB4FK1483 (3)	0.037/0.082			
						3-position ± 45°	Stay put	± 45°			White	ZB4FK1313 (3)	0.036/0.079
											Green	ZB4FK1333 (3)	0.036/0.079
											Red	ZB4FK1343 (3)	0.036/0.079
Orange	ZB4FK1353 (3)	0.036/0.079											
Blue	ZB4FK1363 (3)	0.036/0.079											
Yellow	ZB4FK1383 (3)	0.036/0.079											
Spring return to center		White	ZB4FK1513 (3)	0.036/0.079									
		Green	ZB4FK1533 (3)	0.036/0.079									
		Red	ZB4FK1543 (3)	0.036/0.079									
		Orange	ZB4FK1553 (3)	0.036/0.079									
		Blue	ZB4FK1563 (3)	0.036/0.079									
		Yellow	ZB4FK1583 (3)	0.036/0.079									
Spring return from right to center		White	ZB4FK1813 (3)	0.036/0.079									
		Green	ZB4FK1833 (3)	0.036/0.079									
		Red	ZB4FK1843	0.036/0.079									
		Orange	ZB4FK1853 (3)	0.036/0.079									
		Blue	ZB4FK1863	0.036/0.079									
		Yellow	ZB4FK1883 (3)	0.036/0.079									
Spring return from left to center		White	ZB4FK1713 (3)	0.036/0.079									
		Green	ZB4FK1733 (3)	0.036/0.079									
		Red	ZB4FK1743 (3)	0.036/0.079									
		Orange	ZB4FK1753 (3)	0.036/0.079									
		Blue	ZB4FK1763	0.036/0.079									
		Yellow	ZB4FK1783 (3)	0.036/0.079									



ZB4FK1343



UN Universal for all color heads

(1) For recommended maximum number of contacts constituting the body (fixing collar and contact) associated with the head, see page 28 and 29.

(2) For use with bodies comprising a light source with universal light block only.

(3) To add customized markings on these references using the web customization tool, see page 5.

Control and signaling units

Harmony XB4, metal


Diameter 30 mm flush mounted pilot lights with Universal LED


XB4_632_CPMFS18240



XB4FVB5



Flush mounted pilot lights with Universal LED for Ø 30 mm (1)				
Screw clamp terminal connections (Schneider Electric anti-loosening system)				
Shape of head	Supply voltage V	Color	Reference	Weight kg/lb
Complete units				
■ With plain lens				
	24 ~ (50/60 Hz)	White	XB4FVB1 (ZB4BVB1 + ZB4FV013)	0.080/0.176
		Green	XB4FVB3 (ZB4BVB1 + ZB4FV033)	0.080/0.176
		Red	XB4FVB4 (ZB4BVB1 + ZB4FV043)	0.080/0.176
		Orange	XB4FVB5 (ZB4BVB1 + ZB4FV053)	0.080/0.176
		Blue	XB4FVB6 (ZB4BVB1 + ZB4FV063)	0.080/0.176
		110...120 ~ (50/60 Hz)	White	XB4FVG1 (ZB4BVG1 + ZB4FV013)
	Green	XB4FVG3 (ZB4BVG1 + ZB4FV033)	0.080/0.176	
	Red	XB4FVG4 (ZB4BVG1 + ZB4FV043)	0.080/0.176	
	Orange	XB4FVG5 (ZB4BVG1 + ZB4FV053)	0.080/0.176	
	Blue	XB4FVG6 (ZB4BVG1 + ZB4FV063)	0.080/0.176	
	230...240 ~ (50/60 Hz)	White	XB4FVM1 (ZB4BVM1 + ZB4FV013)	0.080/0.176
	Green	XB4FVM3 (ZB4BVM1 + ZB4FV033)	0.080/0.176	
	Red	XB4FVM4 (ZB4BVM1 + ZB4FV043)	0.080/0.176	
	Orange	XB4FVM5 (ZB4BVM1 + ZB4FV053)	0.080/0.176	
	Blue	XB4FVM6 (ZB4BVM1 + ZB4FV063)	0.080/0.176	

Heads only (2)				
Shape of head	For use with body comprising light source type	Color of lens	Reference	Weight kg/lb
■ With plain lens				
	Universal LED only	White	ZB4FV013	0.026/0.057
		Green	ZB4FV033	0.026/0.057
		Red	ZB4FV043	0.026/0.057
		Orange	ZB4FV053	0.026/0.057
		Blue	ZB4FV063	0.026/0.057
		Yellow	ZB4FV083	0.026/0.057

(1) To add customized markings on these references using the web customization tool, see [page 5](#).

Control and signaling units

Harmony XB4, metal

Diameter 30 mm accessories for flush mounted heads

Pushbutton caps with markings

XB5_633_CPMF517147



ZBAF331

Pushbutton caps, with markings for flush mounted heads

For use with	Type of push	Marking		Color of cap	Unit reference	Weight kg/lb
		Text	Color			
Plastic pushbuttons						
ZB4FA0 and ZB5FA0 circular pushbutton heads supplied without cap (sold in lots of 10)	Flush	I (1)	White	Green	ZBAF331	0.001/0.002
			Black	White	ZBAF131	0.001/0.002
		II	White	Green	ZBAF336	0.001/0.002
			Black	White	ZBAF136	0.001/0.002
		III	White	Green	ZBAF337	0.001/0.002
			Black	White	ZBAF137	0.001/0.002
		IV	White	Green	ZBAF338	0.001/0.002
			Black	White	ZBAF138	0.001/0.002
START (1)			White	Green	ZBAF333	0.001/0.002
			Black	White	ZBAF133	0.001/0.002
ON			White	Green	ZBAF341	0.001/0.002
			Black	White	ZBAF141	0.001/0.002
MARCHE			White	Green	ZBAF342	0.001/0.002
			Black	White	ZBAF142	0.001/0.002
UP (1)			Black	White	ZBAF343	0.001/0.002
DOWN (1)			White	Black	ZBAF344	0.001/0.002
Ⓣ (1)			White	Black	ZBAF245	0.001/0.002
			Black	White	ZBAF145	0.001/0.002
↑ (2)			White	Black	ZBAF335	0.001/0.002
			Black	White	ZBAF334	0.001/0.002
O (1)			White	Red	ZBAF432	0.001/0.002
			Black		ZBAF232	0.001/0.002
ARRET			White	Red	ZBAF433	0.001/0.002
			Black		ZBAF233	0.001/0.002
STOP (1)			White	Red	ZBAF434	0.001/0.002
			Black		ZBAF234	0.001/0.002
OFF			White	Red	ZBAF435	0.001/0.002
			Black		ZBAF235	0.001/0.002
R (1)			White	Blue	ZBAF639	0.001/0.002
+			White	Black	ZBAF2934	0.001/0.002
-			White	Black	ZBAF2935	0.001/0.002

(1) Double injection moulded marking.

(2) Can be clipped in at 90° steps, through 360°

Control and signaling units

Harmony XB4 metal

Diameter 30 mm legend holders for flush mounted heads



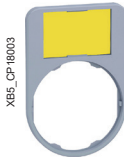
ZBZF32



ZBYF2101



ZBZF33



ZBYF6101



ZBYFP2101



ZBYFP2303

Standard 40 x 50 mm legend holders for 8 x 27 mm legends - for flush mounted heads

Description	Color	Marking	Sold in lots of	Unit reference		Weight kg/lb
				For black bezel	For gray bezel (2)	
Without legend	–	–	10	ZBZF32	–	0.001/0.002
With blank legend (for engraving)	Black or red	–	10	ZBYF2101	ZBYF2101C0	0.002/0.004
	White or yellow	–	10	ZBYF4101	ZBYF4101C0	0.002/0.004
With 8 x 27 mm/ 0.315 x 1.063 in. legend (with international marking)	Black or red (1)	O-I	10	ZBYF2178	ZBYF2178C0	0.003/0.007
		STOP	10	ZBYF2304	ZBYF2304C0	0.003/0.007
		START (in white)	10	ZBYF2303	ZBYF2303C0	0.003/0.007
		MARCHE	10	ZBYF2103	ZBYF2103C0	0.003/0.007
		I-O-II	10	ZBYF2186	ZBYF2186C0	0.003/0.007
		OFF-ON	10	ZBYF2367	ZBYF2367C0	0.003/0.007
		ARRET-MARCHE	10	ZBYF2166	ZBYF2166C0	0.003/0.007

Standard 40 x 60 mm legend holders for 18 x 27 mm legends - for flush mounted heads

Description	Color	Sold in lots of	Unit reference		Weight kg/lb
			For black bezel	For gray bezel (2)	
Without legend	–	10	ZBZF33	–	0.001/0.002
With blank legend (for engraving)	Black or red	10	ZBYF6101	ZBYF6101C0	0.002/0.004
	White or yellow	10	ZBYF6102	ZBYF6102C0	0.002/0.004

(1) "Start" functions: white letters on black background. "Stop" functions: white letters on red background (unless otherwise specified above).

(2) To add customized markings on these references using the web customization tool, see page 5.

Standard 40 x 50 mm legend plate - for flush mounted heads

Description	Color	Marking	Sold in lots of	Unit reference		Weight kg/lb
				For black bezel	For gray bezel (2)	
Legend plate, plastic	–	–	10	ZBYFP2101	ZBYFP2101C0	0.003/0.007
		O-I	10	ZBYFP2178	ZBYFP2178C0	0.003/0.007
		STOP	10	ZBYFP2304	ZBYFP2304C0	0.003/0.007
		START	10	ZBYFP2303	ZBYFP2303C0	0.003/0.007
		MARCHE	10	ZBYFP2103	ZBYFP2103C0	0.003/0.007
		I-O-II	10	ZBYFP2186	ZBYFP2186C0	0.003/0.007
		OFF-ON	10	ZBYFP2367	ZBYFP2367C0	0.003/0.007
		ARRET-MARCHE	10	ZBYFP2166	ZBYFP2166C0	0.003/0.007
		ARRET	10	ZBYFP2104	ZBYFP2104C0	0.003/0.007

40 x 60 mm legend plate - for flush mounted heads

Description	Color	Marking	Sold in lots of	Unit reference		Weight kg/lb
				For black bezel	For gray bezel (2)	
Legend plate, plastic	–	–	10	ZBYFP6101	ZBYFP6101C0	0.003/0.007

(1) "Start" functions: white letters on black background. "Stop" functions: white letters on red background (unless otherwise specified above).

(2) To add customized markings on these references using the web customization tool, see page 5.

Control and signaling units

Harmony XB4 metal

Diameter 30 mm legends 8 x 27 mm, legends for insertion, printing, or pre-printed, circular

8 x 27 mm marked legends for 30 x 40 mm legend holders ZBZ32 and ZBZ34					
Language	Background color	Marking	Sold in lots of	Unit reference	Weight kg/lb
Without	Black or red	–	10	ZBY0101 (2)	0.001/0.002
	White or yellow	–	10	ZBY0102 (2)	0.001/0.002
International	Black or red (1)	O-I	10	ZBY02178	0.001/0.002
		STOP	10	ZBY02304	0.001/0.002
French	Black or red (1)	AUTO-MAIN	10	ZBY02185	0.001/0.002
		MARCHE	10	ZBY02103	0.001/0.002
		SOUS TENSION	10	ZBY02126	0.001/0.002




ZBY0101



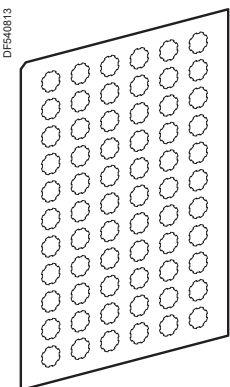
ZBY02304

Sheets of peel-off legends (with backing board and protective transparent cover)					
Description	For use with	Sold in lots of	Unit reference	Weight kg/lb	
Sheet of 76 legends 8 x 27 mm/ 0.315 x 1.063 in.	Ø 30 x 40 mm/1.181 x 1.575 in. legend holder ZBZ32 and ZBZ34	10	ZBY4100	0.043/0.095	



ZBY4100

Legends for XB4B pushbuttons, illuminated pushbuttons, and pilot lights					
Description	Language	Marking	Sold in lots of	Unit reference	Weight kg/lb
Sheets of 66 circular peel-off, transparent, self-adhesive legends	–	Without	10	ZBY1101	0.017/0.037
	International	I	10	ZBY1147	0.017/0.037



ZBY1101

(1) "Start" functions: white letters on black background. "Stop" functions: white letters on red background (unless otherwise specified above)
 (2) To add customized markings on these references using the web customization tool, see [page 5](#).




ZB4FBZ014



XB4_CP10538

ZB4FBZ100



PF151500C

ZB4BZ021

Other accessories (continued)

Description	For use with	Color	Sold in lots of	Unit reference	Weight kg/lb
Flush mounted metal circular blanking plug	Ø 30 mm/1.181 in. flush mounted control and signaling units	Chromium plated	10	ZB4FSZ3	0.070/0.154
Metal ring for flush mounted Ø 30 mm/1.181 in. NEMA hole	Ø 30 mm/1.181 in. flush mounted control and signaling units	Chromium plated	10	ZB4FBZ014	0.012/0.027
Liquid spray protective washer to be fitted under the head	Ø 30 mm/1.181 in. flush mounted control and signaling units	Chromium plated	10	ZB4FBZ007	0.003/0.006
Earth plate	Ø 30 mm/1.181 in. flush mounted control and signaling units	Chromium plated	10	ZB4FBZ100	0.007/0.0160
Spacer for metal flush offer	Ø 30 mm/1.181 in. flush mounted control and signaling units	Chromium plated	10	ZB4FBZ010	0.003/0.006
Ø 30 mm/1.181 in. flush mounting kit for pushbuttons and pilot lights	ZB4B● pushbutton with head mounted flush with bezel	Chromium plated	1	ZB4BZ021	0.019/0.042
Ø 30 mm/1.181 in. flush mounting kit for selector switches and illuminated pushbuttons	ZB4B● pushbutton with head mounted flush with bezel	Chromium plated	1	ZB4BZ022	0.021/0.046
Ø 30 mm/1.181 in. flush mounting kit for pushbuttons and pilot lights	ZB4B● pushbutton with head mounted flush with bezel	Metal black	1	ZB4BZ0217	0.019/0.042
Ø 30 mm/1.181 in. flush mounting kit for selector switches and illuminated pushbuttons	ZB4B● pushbutton with head mounted flush with bezel	Metal black	1	ZB4BZ0227	0.021/0.046
Adapter (Ø 30 to Ø 22 mm/1.181 to 0.866 in. reducer)	All pushbuttons	Chromium plated	1	ZB4BZ012	0.023/0.051

(1) Body/fixing collar [ZB4BZ009](#) required for mounting to be ordered separately (see [page 102](#)).

Common Components and Accessories

Control and signaling units

Harmony XB4, metal

Body/contact assemblies - Screw clamp terminal connections

101191



ZB4BZ009



ZBE101

zbc203




ZBE203

101274



ZB4BZ101

814336



ZB4BZ106

PF080706



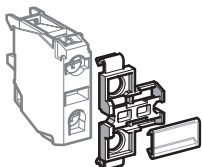
ZBE501

PG114156SE



ZB2BE101

814282



ZBZ001

Body/fixing collar			
For use with	Sold in lots of	Unit reference	Weight kg/lb
Electrical block (contact or light)	10	ZB4BZ009	0.038/0.084

Contact functions (1) Screw clamp terminal connections (Schneider Electric anti-loosening system)

Contacts for standard applications							
Description	Type of contact	NO	NC	NC MC(6)	Sold in lots of	Unit reference	Weight kg/lb
Contact blocks	Single	1	–	–	5	ZBE101	0.011/0.024
		–	1	–	5	ZBE102	0.011/0.024
		–	–	1	5	ZBE302	0.014/0.030
	Double	2	–	–	5	ZBE203	0.020/0.044
		–	2	–	5	ZBE204	0.020/0.044
		1	1	–	5	ZBE205	0.020/0.044
	Single with body/fixing collar	1	–	–	1	ZB4BZ101	0.053/0.117
		–	1	–	1	ZB4BZ102	0.053/0.117
		2	–	–	1	ZB4BZ103	0.062/0.137
		–	2	–	1	ZB4BZ104	0.062/0.137
		1	1	–	1	ZB4BZ105	0.062/0.137
		1	2	–	1	ZB4BZ141	0.072/0.159

Contacts for specific applications								
Application	Type of contact	Description	NO	NC	NC MC(6)	Sold in lots of	Unit reference	Weight kg/lb
Low power switching	Single	Standard	1	–	–	5	ZBE1016	0.012/0.026
			–	1	–	5	ZBE1026	0.012/0.026
		Dusty environment (2) (IP 5X, 50 µm dust)	1	–	–	5	ZBE1016P	0.012/0.026
			–	1	–	5	ZBE1026P	0.012/0.026
Staggered contacts	Single	Early make NO	1	–	–	5	ZBE201	0.011/0.024
			–	1	–	5	ZBE202	0.011/0.024
		Late break NC	1	1	–	5	ZB4BZ106	0.062/0.137
			2	–	–	5	ZB4BZ107	0.062/0.137
High power switching	Single	Standard (3)	1	–	–	1	ZBE501	0.020/0.044
			–	1	–	1	ZBE502	0.020/0.044
			2	–	–	1	ZBE503	0.032/0.071
			–	2	–	1	ZBE504	0.032/0.071
			1	1	–	1	ZBE505	0.032/0.071
			–	1	–	1	ZB2BE101	0.020/0.044
Additional contact blocks for high power switching	Single	Standard (4)	–	1	–	1	ZB2BE102	0.020/0.044

Clip-on legend holder, sheet of blank legends and labelling software

Description	Sold in lots of	Unit reference	Weight kg/lb
Clip-on legend holder for electrical blocks with screw clamp terminal connections (5). For identification of an XB4B control or signaling unit	10	ZBZ001	0.001/0.002
Sheet of 50 blank legends for legend holder ZBZ001	10	ZBY001	0.023/0.051

(1) The contact blocks enable variable composition of body/contact assemblies. Maximum number of rows possible: 3. Either 3 rows of 3 single contacts or 1 row of 3 double contacts + 1 row of 3 single contacts (double contacts occupy the first 2 rows). Maximum number of contacts is specified on page 25.
 (2) It is not possible to fit an additional contact block on the back of these contact blocks.
 (3) It is not possible to use these contacts with light blocks.
 (4) To be fitted on the back of ZBE501 contacts.
 (5) This legend holder is not compatible with high power switching contacts.
 (6) NC contact block with monitoring dedicated for Emergency stop head only.

Control and signaling units

Harmony XB4, metal

Light blocks - Screw clamp terminal connections

101288



ZBVB

UN
Universal
for all color heads

Light blocks with screw clamp terminal connections (Schneider Electric anti-loosening system)				
Description	Supply voltage V	Sold in lots of	Unit reference	Weight kg/lb
Universal LED light block	12 ~ (50/60 Hz)	5	ZBVJ1	0.017/0.037
	24 ~ (50/60 Hz)	5	ZBVB1	0.017/0.037
	24...120 ~ (50/60 Hz)	5	ZBVBG1	0.017/0.037
	110...120 ~ (50/60 Hz)	5	ZBVG1	0.017/0.037
	230...240 ~ (50/60 Hz)	5	ZBVM1	0.017/0.037

XB5_CP19534



ZBVGM1T

UN
Universal
for all color heads

Light block for severe applications (1)				
Description	Supply voltage V	Sold in lots of	Unit reference	Weight kg/lb
Universal LED light block	110...240 ~ (50/60 Hz)	5	ZBVGM1T	0.017/0.037

(1) To be used with inductive loads, with off-grid power generators specifically in Marine applications, with polluted supply voltage.

Control and signaling units

Harmony XB4, metal

Light blocks - Flashing light blocks, transformer blocks, blocks for "test light" function

PF080705



ZBV5B



Flashing light blocks with screw clamp terminal connections (Schneider Electric anti-loosening system)				
Universal LED	24 ~ (50/60 Hz)	5	ZBV18B1	0.017/0.037
	110...120 ~ (50/60 Hz)	5	ZBV18G1	0.017/0.037
	230...240 ~ (50/60 Hz)	5	ZBV18M1	0.017/0.037

Transformer blocks for 24 V light blocks (1)				
For use with	Supply voltage V	Description	Reference	Weight kg/lb
Integral LED Light blocks	400 V ~ - 50 Hz	Transformer 400 V - 24 V ~	ZBV5B (2)	0.090/0.198

121461



ZBZG156

Blocks for "test light" function				
For use with	Supply voltage V	Description	Reference	Weight kg/lb
Light blocks	12 and 24 ~ 24...120 ~	Single module, 1 connecting wire	ZBZG156 (3)	0.010/0.022

121493



ZBZM156

Universal LED Light blocks	48...230 ~	Double module, with connecting wires	ZBZM156 (4)	0.010/0.022
----------------------------	------------	--------------------------------------	-------------	-------------

- (1) To be used with 2 dummy contact blocks ZBE000.
- (2) To order 440...460 V ~ - 60 Hz transformer blocks, replace "5" in the reference with "8": ZBV5B becomes ZBV8B. To order 550...600 V ~ - 60 Hz transformer blocks, replace "5" with "9": ZBV5B becomes ZBV9B.
- (3) Block for use with ~ light blocks with Universal LED types ZBVJ●, ZVB●, ZVB BG● or with direct supply light block for BA 9s bulb, ZBV6.
- (4) Block for use with ~ light blocks Universal LED types ZBVG●, ZBVM●, see connection on our website www.se.com.

Control and signaling units

Harmony XB4, metal

Body/contact assemblies - Spring clamp terminal connections

10191





ZB4BZ009

Body/fixing collar			
For use with	Sold in lots of	Unit reference	Weight kg/lb
Electrical block (contact or light)	10	ZB4BZ009	0.038/0.084


PF10777



ZBE1015

Contact functions						
Spring clamp terminal connections						
Contacts for standard applications						
Description	Type of contact			Sold in lots of	Unit reference	Weight kg/lb
		NO	NC			
Contact blocks	Single	1	–	4	ZBE1015	0.011/0.024
		–	1	4	ZBE1025	0.011/0.024
	Single with body/fixing collar	1	–	1	ZB4BZ1015	0.053/0.117
		–	1	1	ZB4BZ1025	0.053/0.117
		2	–	1	ZB4BZ1035	0.062/0.137
		–	2	1	ZB4BZ1045	0.062/0.137
		1	1	1	ZB4BZ1055	0.062/0.137

PF10779




ZB4BZ1015

Control and signaling units

Harmony XB4, metal

Light blocks - Spring clamp terminal connections, blank legends



ZBVB35




Light blocks				
Spring clamp terminal connections (1)				
Description	Supply voltage V	Sold in lots of	Unit reference	Weight kg/lb
Universal LED light block	12 ~ (50/60 Hz)	4	ZBVJ15	0.016/0.035
	24 ~ (50/60 Hz)	4	ZBVB15	0.016/0.035
	110...120 ~ (50/60 Hz)	4	ZBVG15	0.016/0.035
	230...240 ~ (50/60 Hz)	4	ZBVM15	0.016/0.035

(1) It is not possible to fit an additional block on the back of these contact or light blocks.

Control and signaling units


Harmony XB4, metal

Body/contact assemblies for printed circuit board




Body/fixing collar and accessories specifically for printed circuit board mounting (1) Accessories required when using adapter (socket) ZBZ010

Description	For use with	Sold in lots of	Unit reference	Weight kg/lb
Body/fixing collar	Electrical block (contact or light)	10	ZB4BZ009	0.006/0.013
Fixing collar/pillar	Printed circuit board support (fixing screw ZBZ006 to be ordered separately)	10	ZB4BZ079	0.003/0.007
Fixing screw for printed circuit board	Fixing collar/pillar ZB4BZ079	10	ZBZ006	0.011/0.024



Adapter (socket) (1)

For use with	Thickness of printed circuit board (mm)/in.	Sold in lots of	Unit reference	Weight kg/lb
Electrical block (contact or light)	1.6 ± 0.2/0.063 ± 0.008	10	ZBZ010	0.008/0.018
	3.2 ± 0.2/0.126 ± 0.008	10	ZBZ012	0.008/0.018



Grounding plate


Description	For use with	Sold in lots of	Unit reference	Weight kg/lb
Grounding plate with ground screw	Harmony XB4 metal and XALG plastic control stations	1	ZBZ110	0.017/0.037



Contact functions (1)


Contacts for standard applications

Description	Type of contact			Sold in lots of	Unit reference	Weight kg/lb
Contact blocks	Single	1	–	5	ZBE701	0.011/0.024
		–	1	5	ZBE702	0.011/0.024




Contacts for specific applications

Application	Type of contact			Sold in lots of	Unit reference	Weight kg/lb
Low power switching	Single	1	–	5	ZBE7016	0.012/0.026
		–	1	5	ZBE7026	0.012/0.026





Light blocks (1)

Description	Supply voltage V	Color of LED	Sold in lots of	Unit reference	Weight kg/lb
Integral LED (to combine with heads for integral LED)	24 $\bar{\sim}$ (50/60 Hz)	White	5	ZBVB17	0.004/0.009
		Green	5	ZBVB37	0.004/0.009
		Red	5	ZBVB47	0.004/0.009
		Orange	5	ZBVB57	0.004/0.009
		Blue	5	ZBVB67	0.004/0.009



Protected LED

(1) For details of support drilling and of printed circuit board, see our website www.se.com.



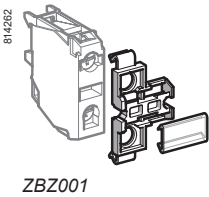
Contact functions ⁽¹⁾ Faston connectors (6.35 or 2 x 2.8 mm/0.250 or 2 x 0.110 in.) (Schneider Electric anti-loosening system)

Contacts for standard applications						
Description	Type of contact			Sold in lots of	Unit reference	Weight kg/lb
Contact blocks	Single	1	–	5	ZBE1013	0.011/0.024
		–	1	5	ZBE1023	0.011/0.024
Single with body/fixing collar	Double	2	–	5	ZBE2033	0.020/0.044
		1	1	5	ZBE2053	0.020/0.044
		1	–	1	ZB4BZ1013 (2)	0.053/0.117
		–	1	1	ZB4BZ1023 (2)	0.053/0.117
Single with body/fixing collar	Double	2	–	1	ZB4BZ1033	0.062/0.137
		–	2	1	ZB4BZ1043	0.062/0.137
		1	1	1	ZB4BZ1053	0.062/0.137

Contacts for specific applications							
Application	Type of contact	Description			Sold in lots of	Unit reference	Weight kg/lb
Low power switching	Single	Standard	1	–	5	ZBE10163 (2)	0.012/0.026
		Dusty environments (3) (IP 5X, 50 µm dust)	1	–	5	ZBE1016P3 (2)	0.012/0.026
			–	1	5	ZBE1026P3 (2)	0.012/0.026
High power switching	Single	Standard (4)	–	1	1	ZBE5023	0.021/0.046

Clip-on legend holder for electrical blocks with screw clamp terminal connections ⁽⁵⁾

For use with	Sold in lots of	Unit reference	Weight kg/lb
Identification of an XB4B control or signaling unit	10	ZBZ001	0.001/0.002



Sheet of 50 blank legends

Legend holder ZBZ001	10	ZBY001	0.023/0.051
----------------------	----	--------	-------------


(1) The contact blocks enable variable composition of body/contact assemblies. Maximum number of rows possible: 3. Either 3 rows of 3 single contacts or 1 row of 3 double contacts + 1 row of 3 single contacts (double contacts occupy the first 2 rows).
 (2) To order products with screw clamp terminal connections for lugs, replace the 3 at the end of the reference with a 9. Example: ZBE1013 becomes ZBE1019.
 (3) It is not possible to fit an additional contact block on the back of these contact blocks.
 (4) It is not possible to use these contacts with light blocks.
 (5) This legend holder is not compatible with high power switching contact blocks.

Control and signaling units

Harmony XB4, metal



Body/contact assemblies + light blocks with Universal LED

PF1512655



ZB4BW0...3



Complete body/contact assemblies and light blocks ⁽¹⁾					
Screw clamp terminal connections (Schneider Electric anti-loosening system)					
Light source	Supply voltage V	Type of contact		Reference	Weight kg/lb
					
		NO	NC		
Direct supply					
Universal LED	24 ~ (50/60 Hz)	1	–	ZB4BW0B11	0.064/0.141
		–	1	ZB4BW0B12	0.064/0.141
		2	–	ZB4BW0B13	0.074/0.163
		1	1	ZB4BW0B15	0.074/0.163
	110...120 ~ (50/60 Hz)	1	–	ZB4BW0G11	0.064/0.141
		–	1	ZB4BW0G12	0.064/0.141
		2	–	ZB4BW0G13	0.074/0.163
		1	1	ZB4BW0G15	0.074/0.163
	230...240 ~ (50/60 Hz)	1	–	ZB4BW0M11	0.064/0.141
		–	1	ZB4BW0M12	0.064/0.141
		2	–	ZB4BW0M13	0.074/0.163
		1	1	ZB4BW0M15	0.074/0.163
Other versions		Complete bodies with Faston connector terminals (6.35 or 2 x 2.8 mm/0.250 or 2 x 0.110 in.) Please contact our Customer Care Center.			

(1) Can be fitted with additional contact blocks: see [page 99](#).

Control and signaling units

Harmony XB4, metal

Body/light assemblies for pilot lights with Universal LED

101239



ZB4BV●●



Complete light bodies (fixing collar + light block with Universal LED)			
Screw clamp terminal connections (Schneider Electric anti-loosening system)			
Light source	Supply voltage V	Reference	Weight kg/lb
Universal LED	12 \sim (50/60 Hz)	ZB4BVJ1	0.054/0.119
	24 \sim (1) (50/60 Hz)	ZB4BVB1	0.054/0.119
	24...120 \sim (50/60 Hz)	ZB4VBG1	0.054/0.119
	110...120 \sim (1) (50/60 Hz)	ZB4BVG1	0.054/0.119
	230...240 \sim (1) (50/60 Hz)	ZB4BVM1	0.054/0.119

Complete bodies with flashing pilot light (fixing collar + light block with Universal LED)			
Screw clamp terminal connections (Schneider Electric anti-loosening system)			
Light source	Supply voltage V	Reference	Weight kg/lb
Universal LED	24 \sim (50/60 Hz)	ZB4BV18B1	0.054/0.119
	110...120 \sim (50/60 Hz)	ZB4BV18G1	0.054/0.119
	230...240 \sim (50/60 Hz)	ZB4BV18M1	0.054/0.119

(1) Complete bodies with Faston connector terminals (6.35 or 2 x 2.8 mm/0.250 or 2x 0.110 in.), see [page 105](#).

Control and signaling units

Harmony XB4, metal

Body/contact assemblies + light blocks with BA 9s base fitting

Complete body/contact assemblies and light blocks ⁽¹⁾

For bulb with BA 9s base fitting (incandescent, neon or LED)

Screw clamp terminal connections (Schneider Electric anti-loosening system)

Light source	Supply voltage V	Type of contact		Color of light source	Reference	Weight kg/lb
		NO	NC			
Direct supply						
BA9s base fitting bulb, 2.4 W max, not included ⁽²⁾	≤ 250	1	–	–	ZB4BW061	0.063/0.139
		–	1	–	ZB4BW062	0.063/0.139
		2	–	–	ZB4BW063	0.073/0.161
		1	1	–	ZB4BW065	0.073/0.161
Supply via integral transformer (1.2 VA, 6 V secondary)						
BA9s base fitting incandescent bulb, included	110...120 ~ 50/60 Hz	1	–	–	ZB4BW031	0.141/0.311
		1	1	–	ZB4BW035	0.151/0.333
	230 ~ 50 Hz	1	–	–	ZB4BW041	0.141/0.311
		1	1	–	ZB4BW045	0.151/0.333
	220...240 ~ 60 Hz	1	–	–	ZB4BW051	0.141/0.311
		1	1	–	ZB4BW055	0.151/0.333

Other versions Complete bodies with integral transformer incorporating Faston connector terminals (6.35 or 2 x 2.8 mm/0.250 or 2 x 0.110 in.). Please contact our Customer Care Center.

⁽¹⁾ Can be fitted with additional contact blocks: see [page 99](#).


⁽²⁾ Bulb to be ordered separately: see [page 110](#).

XB4_652_CPOD016174



ZB4BW06●

101239



ZB4BW05●5

Control and signaling units

Harmony XB4, metal

Light bodies for pilot lights with BA 9s base fitting

Light blocks

Screw clamp terminal connections (Schneider Electric anti-loosening system)

Description	Supply voltage V	Sold in lots of	Unit reference	Weight kg/lb
Direct supply for BA 9s base fitting bulb, 2.4 W max., not included (1)	≤ 250	5	ZBV6	0.016/0.035

Complete light bodies (fixing collar + light block)


For bulb with BA 9s base fitting (incandescent, neon or LED)

Screw clamp terminal connections (Schneider Electric anti-loosening system)

Light source	Supply voltage V	Color of light source	Reference	Weight kg/lb
Direct supply				
BA 9s base fitting bulb, 2.4 W max, not included (1)	≤ 250	–	ZB4BV6	0.052/0.335
Supply via integral transformer (1.2 VA, 6 V secondary)				
BA 9s base fitting incandescent bulb, included	110...120 ~ -50/60 Hz	–	ZB4BV3	0.130/0.287
	230 ~ - 50 Hz	–	ZB4BV4	0.130/0.287
	220...240 ~ - 60 Hz	–	ZB4BV5	0.131/0.289
	400 ~ - 50 Hz	–	ZB4BV8	0.128/0.282
	440...480 ~ - 60 Hz	–	ZB4BV9	0.131/0.289
	550...600 ~ - 60 Hz	–	ZB4BV9	0.131/0.289
BA 9s base fitting incandescent bulb, included	400 ~ - 50/60 Hz	White	ZB4BV5D1	0.134/0.295
		Green	ZB4BV5D3	0.134/0.295
		Red	ZB4BV5D4	0.134/0.295
		Orange	ZB4BV5D5	0.134/0.295
		Blue	ZB4BV5D6	0.134/0.295



ZB4BV6



ZB4BV●



ZB4BV156

Complete light bodies with 3-terminal "test" function (fixing collar + light block)

For bulb with BA 9s base fitting (incandescent, neon or LED)

Screw clamp terminal connections (Schneider Electric anti-loosening system)

Direct supply				
BA 9s base fitting bulb, 2.4 W max, not included (1)	≤ 250	–	ZB4BV156	0.062/0.137

Other versions Complete bodies with Faston connector terminals (6.35 or 2 x 2.8 mm/0.250 or 2 x 0.110 in.), see [page 105](#).

(1) Bulb to be ordered separately, see [page 110](#).

DF540771



DL1CJ0●●●

DF540772



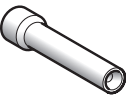
DL1CE●●●

DF540773



DL1CF●●●

DF540774



XBFX13

Bulbs with BA 9s base fitting and associated accessories

Description	Characteristics	Color	Sold in lots of	Unit reference	Weight kg/lb
LEDs	24 V ~	White	1	DL1CJ0241	0.002/0.004
		Green	1	DL1CJ0243	0.002/0.004
		Red	1	DL1CJ0244	0.002/0.004
		Orange	1	DL1CJ0245	0.002/0.004
		Blue	1	DL1CJ0246	0.002/0.004
	48 V ~	Green	1	DL1CJ0483	0.002/0.004
		Red	1	DL1CJ0484	0.002/0.004
		Orange	1	DL1CJ0485	0.002/0.004
	6 V - 1.2 W	White	1	DL1CD0061	0.002/0.004
		Green	1	DL1CD0063	0.002/0.004
Red		1	DL1CD0064	0.002/0.004	
Orange		1	DL1CD0065	0.002/0.004	
Blue		1	DL1CD0066	0.002/0.004	
Incandescent bulbs	6 V - 1.2 W	–	10	DL1CB006	0.002/0.004
	24 V - 2 W	–	10	DL1CE024	0.002/0.004
	120...130 V 2.4 W	–	10	DL1CE130	0.002/0.004
Neon bulbs	120...130 V	–	10	DL1CF110	0.002/0.004
	230...240 V	–	10	DL1CF220	0.002/0.004
Bulb extractor	–	–	1	XBFX13	0.005/0.011

Description	Characteristics	Sold in lots of	Unit reference	Weight kg/lb
Anti-rotation plate for flush mounted heads	For ZB4F selector switch heads	10	ZB5FAZ902	0.008/0.018

Control and signaling units Ø 22

Harmony XB4, metal

Accessories for pushbuttons: keys



ZBG455



ZBG455P

Replacement keys

Description	Key number	Reference	Weight kg/lb
For latching mushroom head pushbuttons and selector switches			
Sets of 2 keys	455	ZBG455	0.013/0.029
	421E	ZBG421E	0.014/0.031
	458A	ZBG458A	0.014/0.031
	520E	ZBG520E	0.014/0.031
	3131A	ZBG3131A	0.014/0.031
	4A185	ZBDA185	0.014/0.031
	8D1	ZBD8D1	0.014/0.031
	Specific key	ZBGK (1)	0.014/0.031

For booted selector switches

Sets of 2 keys, one of which is supplied booted (rubber boot)	455	ZBG455P	–
--	-----	-------------------------	---

(1) Key number to be added when ordering.

Control and signaling units Ø 22

Harmony XB4, metal

Accessories for pushbuttons: keys

PF100233



ZBGP

Replacement keys *(continued)*

Description	Key number	Reference	Weight kg/lb
-------------	------------	-----------	-----------------

Accessory for key switches *(1)*

Description	Function	Reference	Weight kg/lb
-------------	----------	-----------	-----------------

Keyhole cover (rubber boot)	Protection of lock barrel when no key inserted in lock	ZBGP	0.005/0.011
--------------------------------	---	------	-------------

PF100232



ZBDD2

Boot for standard handle

Description	For use with	Sold in lots of	Unit reference	Weight kg/lb
-------------	--------------	--------------------	-------------------	-----------------

Boot for standard handle	ZB4BD●● and ZB5AD●●	10	ZBDD2	0.005/0.011
-----------------------------	------------------------	----	-------	-------------

(1) Not compatible with products with TEC10 key.

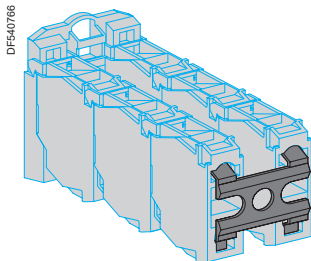


ZBYLEG304000

Legends panel (1)

Template size mm/in.	Unit reference	Weight kg/lb
Unmarked templates		
100 x 100/3.93 x 3.93	ZBYLEG101000	0.010/0.022
200 x 100/7.87 x 3.93	ZBYLEG201000	0.010/0.022
300 x 100/11.81 x 3.93	ZBYLEG301000	0.010/0.022
300 x 200/11.81 x 7.87	ZBYLEG302000	0.030/0.066
300 x 300/11.81 x 11.81	ZBYLEG303000	0.030/0.066
300 x 400/11.81 x 15.74	ZBYLEG304000	0.030/0.066
400 x 100/15.74 x 3.93	ZBYLEG401000	0.010/0.022
400 x 200/15.74 x 7.87	ZBYLEG402000	0.050/0.110
500 x 100/19.68 x 3.93	ZBYLEG501000	0.030/0.066
500 x 200/19.68 x 7.87	ZBYLEG502000	0.050/0.110
500 x 300/19.68 x 11.81	ZBYLEG503000	0.050/0.110
500 x 400/19.68 x 15.74	ZBYLEG504000	0.050/0.110

(1) To add customized markings on these references using the web customization tool, see [page 5](#).



ZBZ007

Other accessories

Description	For use with	Sold in lots of	Unit reference	Weight kg/lb
Plastic clips	2 or 3 levels of ZBE10● contact blocks in high vibration environment	10	ZBZ007	0.001/0.002
Dummy contact block	ZBE10● contact blocks and ZBV5B transformer blocks	5	ZBE000	0.006/0.0123
Set of tabs for Faston connection	ZBE10● contact blocks and ZBV● light blocks	10	ZBZ003	0.001/0.002

D					
DL1CB006	110	XB4BK123M5	58	XB4BVM1	60
DL1CD0061	110	XB4BK124B5	58	XB4BVM3	60
DL1CD0063	110	XB4BK124G5	58	XB4BVM4	60
DL1CD0064	110	XB4BK124M5	58	XB4BVM5	60
DL1CD0065	110	XB4BK125B5	58	XB4BVM6	60
DL1CD0066	110	XB4BK125G5	58	XB4BW21B5	63
DL1CD0066	110	XB4BK125M5	58	XB4BW21G5	63
DL1CE024	110	XB4BK133B5	58	XB4BW23B5	63
DL1CE130	110	XB4BK133G5	58	XB4BW23G5	63
DL1CF110	110	XB4BK133M5	58	XB4BW24B5	63
DL1CF220	110	XB4BK134B5	58	XB4BW24G5	63
DL1CJ0241	110	XB4BK134G5	58	XB4BW25B5	63
DL1CJ0243	110	XB4BK134M5	58	XB4BW25G5	63
DL1CJ0244	110	XB4BK135B5	58	XB4BW26B5	63
DL1CJ0245	110	XB4BK135G5	58	XB4BW26G5	63
DL1CJ0246	110	XB4BK135M5	58	XB4BW28B5	63
DL1CJ0483	110	XB4BL42	32	XB4BW28G5	63
DL1CJ0484	110	XB4BL73415	39	XB4BW3135	38
DL1CJ0485	110	XB4BP21	33	XB4BW3145	38
		XB4BP31	33	XB4BW3165	38
		XB4BP42	33	XB4BW31B5	35
		XB4BP51	33	XB4BW31G5	35
		XB4BP61	33	XB4BW31M5	35
		XB4BS8442	44	XB4BW3335	38
		XB4BS8444	44	XB4BW3345	38
		XB4BS84441	44	XB4BW3365	38
		XB4BS8446	44	XB4BW33B5	35
		XB4BS84462	44	XB4BW33G5	35
		XB4BS9445	44	XB4BW33M5	35
		XB4BT842	44	XB4BW3435	38
		XB4BT845	44	XB4BW3445	38
		XB4BV31	62	XB4BW3465	38
		XB4BV33	62	XB4BW34B5	35
		XB4BV34	62	XB4BW34G5	35
		XB4BV35	62	XB4BW34M5	35
		XB4BV41	62	XB4BW3535	38
		XB4BV43	62	XB4BW3545	38
		XB4BV44	62	XB4BW3565	38
		XB4BV45	62	XB4BW35B5	35
		XB4BV5B1	62	XB4BW35G5	35
		XB4BV5B3	62	XB4BW35M5	35
		XB4BV5B4	62	XB4BW36B5	35
		XB4BV5B5	62	XB4BW36G5	35
		XB4BV5B6	62	XB4BW36M5	35
		XB4BV61	62	XB4BW73731B5	40
		XB4BV63	62	XB4BW73731G5	40
		XB4BV64	62	XB4BW73731M5	40
		XB4BV65	62	XB4FA11	79
		XB4BV66	62	XB4FA21	79
		XB4BV7B1	60	XB4FA31	79
		XB4BV7B3	60	XB4FA3311	81
		XB4BV7B4	60	XB4FA3341	81
		XB4BV7B5	60	XB4FA3351	81
		XB4BV7B6	60	XB4FA42	79
		XB4BV7G1	60	XB4FA4322	81
		XB4BV7G3	60	XB4FA51	79
		XB4BV7G4	60	XB4FA61	79
		XB4BV7G5	60	XB4FD21	87
		XB4BV7G6	60	XB4FD25	87
		XB4BVGM1T	60	XB4FD33	87
		XB4BVGM3T	60	XB4FD41	87
		XB4BVGM4T	60	XB4FD53	87
		XB4BVGM5T	60	XB4FG03	89
		XB4BVGM6T	60		
				XB4FG21	89
				XB4FG33	89
				XB4FG41	89
				XB4FG61	89
				XB4FJ21	88
				XB4FJ33	88
				XB4FJ53	88
				XB4FK123B5	91
				XB4FK123G5	91
				XB4FK123M5	91
				XB4FK124B5	91
				XB4FK124G5	91
				XB4FK124M5	91
				XB4FK125B5	91
				XB4FK125G5	91
				XB4FK125M5	91
				XB4FK133B5	91
				XB4FK133G5	91
				XB4FK133M5	91
				XB4FK134B5	91
				XB4FK134G5	91
				XB4FK134M5	91
				XB4FK135B5	91
				XB4FK135G5	91
				XB4FK135M5	91
				XB4FL42	80
				XB4FL4325	81
				XB4FVB1	93
				XB4FVB3	93
				XB4FVB4	93
				XB4FVB5	93
				XB4FVB6	93
				XB4FVG1	93
				XB4FVG3	93
				XB4FVG4	93
				XB4FVG5	93
				XB4FVG6	93
				XB4FVM1	93
				XB4FVM3	93
				XB4FVM4	93
				XB4FVM5	93
				XB4FVM6	93
				XB4FW31B5	82
				XB4FW31G5	82
				XB4FW31M5	82
				XB4FW33B5	82
				XB4FW33G5	82
				XB4FW33M5	82
				XB4FW34B5	82
				XB4FW34G5	82
				XB4FW34M5	82
				XB4FW35B5	82
				XB4FW35G5	82
				XB4FW35M5	82
				XB4FW36B5	82
				XB4FW36G5	82
				XB4FW36M5	82
				XB5DSB	65
				XB5DSG	65
				XB5DSM	65
				XB5DT1S	66
				XB5DTB22	65
				XB5DTB23	65
				XB5DTB24	65
				XB5DTB25	65
				XB5DTGM2	65
				XB5DTGM3	65
				XB5DTGM4	65
				XB5DTGM5	65
				XB5KS2B4	65
				XB5KS2B8	65
				XB5KS2G4	65
				XB5KS2G8	65
				XB5KS2M4	65
				XB5KS2M8	65
				XB5KSB	65
				XB5KSG	65
				XB5KSM	65
				XB5PRJ45	66
				XB5PUSB3	66
				XBFX13	110
				XBH1AA0G4	66
				XBH1AA0R4	66
				XD4PA12	67
				XD4PA14	67
				XD4PA22	67
				XD4PA24	67
				Z	
				ZB2BE101	99
				ZB2BE102	99
				ZB4BA0	31
				ZB4BA1	31
				ZB4BA131	34
				ZB4BA133	34
				ZB4BA14	31
				ZB4BA145	34
				ZB4BA16	33
					31
				ZB4BA18	36
				ZB4BA2	31
				ZB4BA232	34
				ZB4BA234	34
				ZB4BA24	31
				ZB4BA245	34
				ZB4BA26	33
				ZB4BA3	31
				ZB4BA331	34
				ZB4BA333	34
				ZB4BA334	34
				ZB4BA335	34
				ZB4BA34	31
				ZB4BA341	34
				ZB4BA36	33
					31
				ZB4BA38	36
				ZB4BA4	31
				ZB4BA432	34
				ZB4BA434	34
				ZB4BA44	31
				ZB4BA46	33
					31
				ZB4BA48	36
				ZB4BA5	31
				ZB4BA54	31
				ZB4BA56	33
				ZB4BA58	31
					36
				ZB4BA6	31
				ZB4BA64	31
				ZB4BA66	33

ZB4BA68	31	ZB4BG09	56	ZB4BK1553	59	ZB4BS72	43	ZB4BW035	108
	36	ZB4BG1	56	ZB4BK1563	59	ZB4BS834	45	ZB4BW041	108
ZB4BA71115	41	ZB4BG2	56	ZB4BK1583	59	ZB4BS844	45	ZB4BW045	108
ZB4BA71124	41	ZB4BG2TEC10	57	ZB4BK1713	59	ZB4BS864	45	ZB4BW051	108
ZB4BA7120	39	ZB4BG3	56	ZB4BK1733	59	ZB4BS934	45	ZB4BW055	108
ZB4BA7121	39	ZB4BG4	56	ZB4BK1743	59	ZB4BS944	45	ZB4BW061	108
ZB4BA73133	41	ZB4BG4TEC10	57	ZB4BK1753	59	ZB4BS964	45	ZB4BW062	108
ZB4BA73134	41	ZB4BG5	56	ZB4BK1763	59	ZB4BT2	43	ZB4BW063	108
ZB4BA7340	39	ZB4BG6	56	ZB4BK1783	59	ZB4BT84	45	ZB4BW065	108
ZB4BA7341	39	ZB4BG6TEC10	57	ZB4BK1813	59	ZB4BT844	45	ZB4BW0B11	106
ZB4BA79	39	ZB4BG7	56	ZB4BK1833	59	ZB4BV003	61	ZB4BW0B12	106
ZB4BA791	41	ZB4BG8	56	ZB4BK1843	59	ZB4BV01	62	ZB4BW0B13	106
ZB4BA8	31	ZB4BG9	56	ZB4BK1853	59	ZB4BV013	61	ZB4BW0B15	106
ZB4BA88	36	ZB4BH01	52	ZB4BK1863	59	ZB4BV013E	61	ZB4BW0G11	106
ZB4BA9	31	ZB4BH013	53	ZB4BK1883	59	ZB4BV013S	61	ZB4BW0G12	106
ZB4BA98	31	ZB4BH02	52	ZB4BL1	32	ZB4BV01S	62	ZB4BW0G13	106
	36	ZB4BH03	52	ZB4BL2	32	ZB4BV03	62	ZB4BW0G15	106
ZB4BB2	67	ZB4BH033	53	ZB4BL232	34	ZB4BV033	61	ZB4BW0M11	106
ZB4BB4	67	ZB4BH04	52	ZB4BL234	34	ZB4BV033E	61	ZB4BW0M12	106
ZB4BC180	51	ZB4BH043	53	ZB4BL3	32	ZB4BV033S	61	ZB4BW0M13	106
ZB4BC2	42	ZB4BH05	52	ZB4BL4	32	ZB4BV03S	62	ZB4BW0M15	106
ZB4BC24	42	ZB4BH053	53	ZB4BL432	34	ZB4BV04	62	ZB4BW11	38
ZB4BC280	51	ZB4BH06	52	ZB4BL434	34	ZB4BV043	61	ZB4BW113	37
ZB4BC28001	51	ZB4BH063	53	ZB4BL5	32	ZB4BV043E	61	ZB4BW13	38
ZB4BC28010	51	ZB4BH083	53	ZB4BL6	32	ZB4BV043S	61	ZB4BW133	37
ZB4BC3	42	ZB4BH1	52	ZB4BL7340	39	ZB4BV043S	61	ZB4BW14	38
ZB4BC34	42	ZB4BH13	53	ZB4BL7341	39	ZB4BV04S	62	ZB4BW143	37
ZB4BC380	51	ZB4BH2	52	ZB4BP1	33	ZB4BV05	62	ZB4BW15	38
ZB4BC38023	51	ZB4BH3	52	ZB4BP18	33	ZB4BV053	61	ZB4BW153	37
ZB4BC4	42	ZB4BH33	53	ZB4BP183	33	ZB4BV053E	61	ZB4BW16	38
ZB4BC44	42	ZB4BH4	52	ZB4BP1S	33	ZB4BV053S	61	ZB4BW163	37
ZB4BC480	51	ZB4BH43	53	ZB4BP2	33	ZB4BV05S	62	ZB4BW17	38
ZB4BC48021	51	ZB4BH5	52	ZB4BP2S	33	ZB4BV06	62	ZB4BW183	37
ZB4BC5	42	ZB4BH53	53	ZB4BP3	33	ZB4BV063	61	ZB4BW31	38
ZB4BC54	42	ZB4BH6	52	ZB4BP38	33	ZB4BV063E	61	ZB4BW313	36
ZB4BC580	51	ZB4BH63	53	ZB4BP383	33	ZB4BV063S	61	ZB4BW313S	36
ZB4BC58009	51	ZB4BH83	53	ZB4BP3S	33	ZB4BV06S	62	ZB4BW33	38
ZB4BC6	42	ZB4BJ2	55	ZB4BP4	69	ZB4BV07	62	ZB4BW333	36
ZB4BC64	42	ZB4BJ3	55	ZB4BP48	33	ZB4BV07S	62	ZB4BW333S	36
ZB4BC680	51	ZB4BJ4	55	ZB4BP483	33	ZB4BV083	61	ZB4BW34	38
ZB4BD2	54	ZB4BJ5	55	ZB4BP483	33	ZB4BV083E	61	ZB4BW343	36
ZB4BD28	57	ZB4BJ7	55	ZB4BP4S	33	ZB4BV083S	61	ZB4BW343S	36
ZB4BD29	57	ZB4BJ8	55	ZB4BP5	69	ZB4BV156	109	ZB4BW35	38
ZB4BD3	54	ZB4BK1213	59	ZB4BP5	33	ZB4BV18B1	107	ZB4BW353	36
ZB4BD4	54	ZB4BK1233	59	ZB4BP58	33	ZB4BV18G1	107	ZB4BW353S	36
ZB4BD48	57	ZB4BK1243	59	ZB4BP583	33	ZB4BV18M1	107	ZB4BW36	38
ZB4BD48	57	ZB4BK1253	59	ZB4BP5S	33	ZB4BV3	109	ZB4BW363	36
ZB4BD49	57	ZB4BK1263	59	ZB4BP6	69	ZB4BV4	109	ZB4BW363S	36
ZB4BD5	54	ZB4BK1283	59	ZB4BP68	33	ZB4BV5	109	ZB4BW37	38
ZB4BD59	57	ZB4BK1313	59	ZB4BP683	33	ZB4BV5D1	109	ZB4BW383	36
ZB4BD7	54	ZB4BK1333	59	ZB4BP6S	33	ZB4BV5D3	109	ZB4BW383S	36
ZB4BD8	54	ZB4BK1343	59	ZB4BP6S	69	ZB4BV5D4	109	ZB4BW413	42
ZB4BD89	57	ZB4BK1353	59	ZB4BPp83	69	ZB4BV5D5	109	ZB4BW433	42
ZB4BD912	64	ZB4BK1363	59	ZB4BR2	42	ZB4BV5D6	109	ZB4BW443	42
ZB4BD922	64	ZB4BK1383	59	ZB4BR3	42	ZB4BV6	109	ZB4BW453	42
ZB4BDpp	112	ZB4BK1413	59	ZB4BR4	42	ZB4BV8	109	ZB4BW463	42
ZB5ADpp	112	ZB4BK1433	59	ZB4BR5	42	ZB4BV9	109	ZB4BW513	36
ZB4BG0	56	ZB4BK1443	59	ZB4BR6	42	ZB4BVB1	107	ZB4BW533	36
ZB4BG01	56	ZB4BK1453	59	ZB4BR6	42	ZB4BVBG1	107	ZB4BW543	36
ZB4BG02	56	ZB4BK1463	59	ZB4BS12	43	ZB4BVG1	107	ZB4BW553	36
ZB4BG03	56	ZB4BK1483	59	ZB4BS42	43	ZB4BVJ1	107	ZB4BW563	36
ZB4BG04	56	ZB4BK1483	59	ZB4BS52	43	ZB4BVM1	107	ZB4BW583	36
ZB4BG05	56	ZB4BK1513	59	ZB4BS55	43	ZB4BW031	108		
ZB4BG05	56	ZB4BK1533	59	ZB4BS62	43				
ZB4BG08	56	ZB4BK1543	59						

Control and signaling units

Harmony XB4, metal

Product reference index

ZB4BW613	43	ZB4FA1	79	ZB4FD79	90	ZB4FK1413	92	ZB4SZ3	76
ZB4BW633	43	ZB4FA131	81	ZB4FD8	87	ZB4FK1433	92	ZB4SZ37	76
ZB4BW643	47	ZB4FA133	81	ZB4FD89	90	ZB4FK1443	92	ZB5FAZ902	110
ZB4BW653	43	ZB4FA136	81	ZB4FG0	89	ZB4FK1453	92	ZB5SZ3	76
ZB4BW663	43	ZB4FA141	81	ZB4FG01	89	ZB4FK1463	92	ZBA1	68
ZB4BW7A1715	40	ZB4FA142	81	ZB4FG02	89	ZB4FK1483	92	ZBA131	68
ZB4BW7A1720	40	ZB4FA145	81	ZB4FG03	89	ZB4FK1513	92	ZBA145	68
ZB4BW7A1721	40	ZB4FA16	79	ZB4FG04	89	ZB4FK1533	92	ZBA2	68
ZB4BW7A1724	40	ZB4FA18	79	ZB4FG05	89	ZB4FK1543	92	ZBA232	68
ZB4BW7A3740	40		83	ZB4FG08	89	ZB4FK1553	92	ZBA234	68
ZB4BW7A3741	40	ZB4FA2	79	ZB4FG09	89	ZB4FK1563	92	ZBA245	68
ZB4BW7A9	40	ZB4FA232	81	ZB4FG1	89	ZB4FK1583	92	ZBA2934	68
ZB4BW7L3740	40	ZB4FA233	81	ZB4FG2	89	ZB4FK1713	92	ZBA2935	68
ZB4BW7L3741	40	ZB4FA234	81	ZB4FG3	89	ZB4FK1733	92	ZBA3	68
ZB4BW913	36	ZB4FA235	81	ZB4FG4	89	ZB4FK1743	92	ZBA331	68
ZB4BW933	36	ZB4FA245	81	ZB4FG5	89	ZB4FK1753	92	ZBA333	68
ZB4BW943	36	ZB4FA26	79	ZB4FG6	89	ZB4FK1763	92	ZBA334	68
ZB4BW953	36	ZB4FA3	79	ZB4FG7	89	ZB4FK1783	92	ZBA335	68
ZB4BW963	36	ZB4FA331	81	ZB4FG8	89	ZB4FK1813	92	ZBA336	68
ZB4BW983	36	ZB4FA333	81	ZB4FG9	89	ZB4FK1833	92	ZBA343	68
ZB4BX84	45	ZB4FA334	81	ZB4FH0	85	ZB4FK1843	92	ZBA344	68
ZB4BZ007	76	ZB4FA335	81	ZB4FH01	85	ZB4FK1853	92	ZBA346	68
ZB4BZ0077	76	ZB4FA336	81	ZB4FH013	86	ZB4FK1863	92	ZBA4	68
ZB4BZ009	99	ZB4FA341	81	ZB4FH02	85	ZB4FK1883	92	ZBA432	68
	104	ZB4FA342	81	ZB4FH03	85	ZB4FL1	80	ZBA434	68
ZB4BZ009	102	ZB4FA36	79	ZB4FH033	86	ZB4FL2	80	ZBA435	68
ZB4BZ012	76	ZB4FA38	83	ZB4FH04	85	ZB4FL232	81	ZBA5	68
	77	ZB4FA38	79	ZB4FH043	86	ZB4FL233	81	ZBA6	68
	97	ZB4FA3M33	79	ZB4FH05	85	ZB4FL234	81	ZBA639	68
ZB4BZ021	97	ZB4FA4	79	ZB4FH053	86	ZB4FL235	81	ZBA708	41
ZB4BZ021	77	ZB4FA432	81	ZB4FH06	85	ZB4FL3	80	ZBA709	41
ZB4BZ0217	77	ZB4FA433	81	ZB4FH063	86	ZB4FL4	80	ZBA71	41
	97	ZB4FA434	81	ZB4FH083	86	ZB4FL432	81	ZBA710	41
ZB4BZ022	77	ZB4FA434	81	ZB4FH1	85	ZB4FL433	81	ZBA7131	41
	97	ZB4FA435	81	ZB4FH13	86	ZB4FL434	81	ZBA7134	41
ZB4BZ0227	77	ZB4FA46	79	ZB4FH2	85	ZB4FL435	81	ZBA7138	41
	97	ZB4FA48	79	ZB4FH3	85	ZB4FL4M34	80	ZBA72	41
ZB4BZ079	104		83	ZB4FH4	85	ZB4FL5	80	ZBA7232	41
ZB4BZ101	99	ZB4FA5	79	ZB4FH43	86	ZB4FL6	80	ZBA7235	41
ZB4BZ1013	105	ZB4FA56	79	ZB4FH5	85	ZB4FSZ3	77	ZBA7237	41
ZB4BZ1015	102	ZB4FA58	79	ZB4FH53	86		97	ZBA73	41
ZB4BZ102	99		83	ZB4FH6	85	ZB4FV013	93	ZBA7331	41
ZB4BZ1023	105	ZB4FA6	79	ZB4FH63	86	ZB4FV033	93	ZBA7335	41
ZB4BZ1025	102	ZB4FA66	79	ZB4FH83	86	ZB4FV043	93	ZBA74	41
ZB4BZ103	99	ZB4FA68	79	ZB4FJ2	88	ZB4FV053	93	ZBA7432	41
			83	ZB4FJ3	88	ZB4FV063	93	ZBA75	41
ZB4BZ1033	105	ZB4FA8	79	ZB4FJ4	88	ZB4FV083	93	ZBA76	41
ZB4BZ1035	102	ZB4FA88	83	ZB4FJ5	88	ZB4FW113	84	ZBAF131	94
ZB4BZ104	99	ZB4FA9	79	ZB4FJ7	88	ZB4FW133	84	ZBAF133	94
ZB4BZ1043	105	ZB4FBZ007	77	ZB4FJ8	88	ZB4FW143	84	ZBAF136	94
ZB4BZ1045	102		97	ZB4FK1213	92	ZB4FW153	84	ZBAF137	94
ZB4BZ105	99	ZB4FBZ010	77	ZB4FK1233	92	ZB4FW163	84	ZBAF138	94
ZB4BZ1053	105		97	ZB4FK1243	92	ZB4FW183	84	ZBAF141	94
ZB4BZ1055	102	ZB4FBZ014	77	ZB4FK1253	92	ZB4FW313	83	ZBAF142	94
ZB4BZ106	99		97	ZB4FK1263	92	ZB4FW333	83	ZBAF145	94
ZB4BZ107	99	ZB4FBZ100	77	ZB4FK1283	92	ZB4FW343	83	ZBAF232	94
ZB4BZ141	99		97	ZB4FK1313	92	ZB4FW353	83	ZBAF233	94
ZB4BZ1905	50	ZB4FD2	87	ZB4FK1333	92	ZB4FW363	83	ZBAF234	94
ZB4BZ2005	50	ZB4FD29	90	ZB4FK1343	92	ZB4FW383	83	ZBAF235	94
ZB4BZ2105	50	ZB4FD2M178	87	ZB4FK1353	92	ZB4FW913	83	ZBAF245	94
ZB4BZ62	50	ZB4FD3	87	ZB4FK1363	92	ZB4FW933	83	ZBAF2934	94
ZB4BZ64	50	ZB4FD39	90	ZB4FK1383	92	ZB4FW943	83	ZBAF2935	94
ZB4BZ65	50	ZB4FD4	87			ZB4FW953	83	ZBAF331	94
ZB4BZ66	50	ZB4FD5	87			ZB4FW963	83	ZBAF333	94
ZB4FA0	79	ZB4FD59	90			ZB4FW983	83	ZBAF334	94
		ZB4FD7	87						

ZBAF335	94	ZBP017	69	ZBY2108	70	ZBY9130T	48	ZBYF2186	95
ZBAF336	94	ZBP0A	69	ZBY2111	70	ZBY9140M	49	ZBYF2186C0	95
ZBAF337	94	ZBPA	69	ZBY2113	70	ZBY9140T	48	ZBYF2303	95
ZBAF338	94	ZBSP1	76	ZBY2114	70	ZBY9160	47	ZBYF2303C0	95
ZBAF341	94	ZBSP2	76	ZBY2123	70	ZBY9160M	49	ZBYF2304	95
ZBAF342	94	ZBSP3	76	ZBY2126	70	ZBY9220	47	ZBYF2304C0	95
ZBAF343	94	ZBV011	69	ZBY2130	70	ZBY9230M	49	ZBYF2367	95
ZBAF344	94	ZBV0113	69	ZBY2131	70	ZBY9230T	48	ZBYF2367C0	95
ZBAF432	94	ZBV013	69	ZBY2134	70	ZBY9260	47	ZBYF4101	95
ZBAF433	94	ZBV0133	69	ZBY2135	70	ZBY9260M	49	ZBYF4101C0	95
ZBAF434	94	ZBV014	69	ZBY2147	70	ZBY9320	47	ZBYF6101	95
ZBAF435	94	ZBV0143	69	ZBY2164	70	ZBY9330M	49	ZBYF6101C0	95
ZBAF639	94	ZBV015	69	ZBY2166	70	ZBY9330T	48	ZBYF6102	95
ZBD8D1	111	ZBV0153	69	ZBY2166C0	70	ZBY9360	47	ZBYF6102C0	95
ZBDA185	111	ZBV016	69	ZBY2178	70	ZBY9360M	49	ZBYFP2101	95
ZBDD2	112	ZBV0163	69	ZBY2178C0	70	ZBY9420	47	ZBYFP2101C0	95
ZBE000	113	ZBV017	69	ZBY2179	70	ZBY9430M	49	ZBYFP2103	95
ZBE101	99	ZBV18B1	101	ZBY2185	70	ZBY9460M	49	ZBYFP2103C0	95
ZBE1013	105	ZBV18G1	101	ZBY2186	70	ZBY9530M	49	ZBYFP2104	95
ZBE1015	102	ZBV18M1	101	ZBY2186C0	70	ZBY9620	47	ZBYFP2104C0	95
ZBE1016	99	ZBV5B	101	ZBY2303	71	ZBY9630M	49	ZBYFP2166	95
ZBE10163	105	ZBV6	109	ZBY2303C0	71	ZBY9730M	49	ZBYFP2166C0	95
ZBE1016P	99	ZBVB1	100	ZBY2304	70	ZBY9830M	49	ZBYFP2178	95
ZBE1016P3	105	ZBVB15	103	ZBY2304C0	70	ZBY9W101	46	ZBYFP2178C0	95
ZBE102	99	ZBVB17	104	ZBY2305	71	ZBY9W2B101	46	ZBYFP2186	95
ZBE1023	105	ZBVB37	104	ZBY2306	71	ZBY9W2B130	46	ZBYFP2186C0	95
ZBE1025	102	ZBVB47	104	ZBY2311	71	ZBY9W2B140	46	ZBYFP2303	95
ZBE1026	99	ZBVB57	104	ZBY2312	71	ZBY9W2B230	46	ZBYFP2303C0	95
ZBE1026P	99	ZBVB67	104	ZBY2313	71	ZBY9W2B330	46	ZBYFP2304	95
ZBE1026P3	105	ZBVBG1	100	ZBY2314	71	ZBY9W2B430	46	ZBYFP2304C0	95
ZBE201	99	ZBVG1	100	ZBY2322	71	ZBY9W2B501	46	ZBYFP2367	95
ZBE202	99	ZBVG15	103	ZBY2323	71	ZBY9W2B630	46	ZBYFP2367C0	95
ZBE203	99	ZBVGMI1T	100	ZBY2326	71	ZBY9W2G101	46	ZBYFP6101	95
ZBE2033	105	ZBVJ1	100	ZBY2330	71	ZBY9W2G130	46	ZBYFP6101C0	95
ZBE204	99	ZBVJ15	103	ZBY2334	71	ZBY9W2G140	46	ZBYLEG101000	113
ZBE205	99	ZBVM1	100	ZBY2364	71	ZBY9W2G230	46	ZBYLEG201000	113
ZBE2053	105	ZBVM15	103		71	ZBY9W2G330	46	ZBYLEG301000	113
ZBE302	99	ZBY001	105	ZBY2366	71	ZBY9W2G430	46	ZBYLEG302000	113
ZBE501	99	ZBY001	99	ZBY2367	71	ZBY9W2G630	46	ZBYLEG303000	113
ZBE502	99	ZBY0101	96	ZBY2367C0	71	ZBY9W2M101	46	ZBYLEG304000	113
ZBE5023	105		74	ZBY2385	71	ZBY9W2M130	46	ZBYLEG401000	113
ZBE503	99	ZBY0102	96		71	ZBY9W2M140	46	ZBYLEG402000	113
ZBE504	99		74	ZBY2H101	70	ZBY9W2M230	46	ZBYLEG501000	113
ZBE505	99	ZBY0123	70	ZBY4100	74	ZBY9W2M330	46	ZBYLEG502000	113
ZBE701	104	ZBY02103	74		96	ZBY9W2M430	46	ZBYLEG503000	113
ZBE7016	104	ZBY02126	74	ZBY4101	70	ZBY9W2M630	46	ZBYLEG504000	113
ZBE702	104		96	ZBY4101C0	70	ZBY9W3B101	46	ZBYM2101	72
ZBE7026	104	ZBY02178	96	ZBY4H101	70	ZBY9W3B130	46	ZBYM2103	72
ZBG3131A	111	ZBY02178	74	ZBY5100	73	ZBY9W3B140	46	ZBYM2104	72
ZBG421E	111	ZBY02185	74	ZBY5101	73	ZBY9W3B230	46	ZBYM2166	72
ZBG455	111		96	ZBY5102	73	ZBY9W3B330	46	ZBYM2178	72
ZBG455P	111	ZBY02304	74	ZBY6101	73	ZBY9W3B430	46	ZBYM2186	72
ZBG458A	111		96	ZBY6101C0	73	ZBY9W3B501	46	ZBYM2303	72
ZBG520E	111	ZBY1101	75	ZBY6102	73	ZBY9W3B630	46	ZBYM2304	72
ZBGK	111		96	ZBY6102C0	73	ZBYF2101	95	ZBYM2367	72
ZBGP	112	ZBY1147	75	ZBY6H101	73	ZBYF2101C0	95	ZBYM6101	73
ZBP0	69		96	ZBY6H102	73	ZBYF2103	95	ZBYP2101	72
ZBP012	69	ZBY2101	70	ZBY8101	47	ZBYF2103C0	95	ZBYP2101C0	72
ZBP013	69	ZBY2101C0	70	ZBY8160	47	ZBYF2166	95	ZBYP2103	72
ZBP014	69	ZBY2103	70	ZBY9101	47	ZBYF2166C0	95	ZBYP2103C0	72
ZBP015	69	ZBY2103C0	70	ZBY9101M	49	ZBYF2178	95	ZBYP2104	72
ZBP016	69	ZBY2104	70	ZBY9120	47	ZBYF2178C0	95	ZBYP2104C0	72
		ZBY2104C0	70	ZBY9121	47				
		ZBY2107	70	ZBY9130M	49				

ZBYP2166	72
ZBYP2166C0	72
ZBYP2178	72
ZBYP2178C0	72
ZBYP2186	72
ZBYP2186C0	72
ZBYP2303	72
ZBYP2303C0	72
ZBYP2304	72
ZBYP2304C0	72
ZBYP2367	72
ZBYP2367C0	72
ZBYP6101	73
ZBYP6101C0	73
ZBZ001	99
	105
ZBZ003	113
ZBZ006	104
ZBZ007	113
ZBZ010	104
ZBZ012	104
ZBZ110	104
ZBZ1600	48
ZBZ1602	48
ZBZ1604	48
ZBZ1605	48
ZBZ1606	48
ZBZ1902	51
ZBZ2102	50
ZBZ28	50
ZBZ32	70
ZBZ32C0	70
ZBZ33	73
ZBZ33C0	73
ZBZ34	70
ZBZ35	73
ZBZ3605	48
ZBZ58	50
ZBZ60	50
ZBZ60	51
ZBZF32	95
ZBZF33	95
ZBZG156	101
ZBZM156	101
ZD4PA103	67
ZD4PA12	67
ZD4PA14	67
ZD4PA203	67
ZD4PA22	67
ZD4PA24	67

Life Is On



Learn more about our products at
www.se.com

The information provided in this documentation contains general descriptions and/or technical characteristics of the performance of the products contained herein. This documentation is not intended as a substitute for and is not to be used for determining suitability or reliability of these products for specific user applications. It is the duty of any such user or integrator to perform the appropriate and complete risk analysis, evaluation and testing of the products with respect to the relevant specific application or use thereof. Neither Schneider Electric nor any of its affiliates or subsidiaries shall be responsible or liable for misuse of the information contained herein.

Design: Schneider Electric
Photos: Schneider Electric

Schneider Electric Industries SAS

Head Office
35, rue Joseph Monier - CS 30323
F-92500 Rueil-Malmaison Cedex
France

DIA5ED21212EN
October 2023 - V16.0